



# WE ARE BUILDING A BETTER HARVEY

*Integrity . Unity . Pride*

Christopher J. Clark, Mayor  
CITY OF HARVEY

## REQUEST FOR PROPOSALS

**Bid Number: 2021-10-02**

**for**

**2021 RESIDENTIAL DEMOLITION PROJECT**

*A "Building a Better Harvey" Initiative*

<b>BID NUMBER:</b>	2021-10-02
<b>BID ISSUE DATE:</b>	Monday, October 18, 2021
<b>BID DUE:</b>	Tuesday, November 9, 2021 by 5:00pm (CT)
<b>BID OPENING DATE:</b>	Wednesday, November 10, 2021 at 10:00am (CT)
<b>AWARD OF BID:</b>	The City anticipates awarding the contract on or before Monday, November 22, 2021

# REQUEST FOR PROPOSALS

## 2021 RESIDENTIAL DEMOLITION PROJECT

### CITY OF HARVEY

This Request for Proposals (“RFP”) is being issued by the City of Harvey (“City”), acting pursuant to the City’s charter. The purpose of this RFP is to solicit proposals from qualified Demolition Contractors (“Contractor” or “Contractors”) known to be experienced and regularly engaged in the demolition and removal of buildings, basements, and foundations, as well as the demolition and removal of site improvements, including but not limited to retaining walls, paving and foundation landscaping. Satisfactory evidence that the Contractor has the necessary capital, equipment, experience, and personnel to complete the work in accordance with all applicable federal, state, and local regulations may be required. The 2021 Harvey Residential Demolition Project (“Project”) includes the demolition and removal of twenty-five (25) city-owned residential properties.

The City will accept proposals via email at [procurement@cityofharveyil.gov](mailto:procurement@cityofharveyil.gov) until Tuesday, November 9, 2021 by 5:00pm (CT) as described in the RFP.

Bids will be publicly opened and read aloud in the City’s Conference Chambers on Wednesday, November 10, 2021 at 10:00am (CT). Bids should be submitted via email with the subject line “2021 RESIDENTIAL DEMOLITION PROJECT RFP – [COMPANY NAME].”

**The RFP can be accessed here:**

<https://www.cityofharveyil.gov/building-inspectional-services/>.



## TABLE OF CONTENTS

<b>RFP NOTICE</b>	<b>1</b>
<b>SECTION 1. INTRODUCTION</b>	<b>3</b>
<b>SECTION 2. CONTRACTOR REQUIREMENTS</b>	<b>5</b>
<b>SECTION 3. PROPOSAL REQUIREMENTS</b>	<b>11</b>
<b>SECTION 4. PROPOSAL EVALUATION &amp; SCORING</b>	<b>14</b>
<b>APPENDICES</b>	
<b>APPENDIX A. LIST OF PROPERTIES TO BE DEMOLISHED</b>	
<b>APPENDIX B. STANDARD DEMOLITION SPECIFICATIONS</b>	
<b>APPENDIX C. ENVIRONMENTAL ASSESSMENT REPORTS</b>	
<b>APPENDIX D. PRICE PROPOSAL FORM</b>	



# 1. INTRODUCTION

## 1.1. OVERVIEW

There are approximately 1,400 vacant and blighted residential structures that need to be demolished or rehabilitated. The 2021 Harvey Residential Demolition Project is part of Mayor Clark's "Building a Better Harvey" initiative and represents the first phase of a broader effort to demolition and reactivate vacant and blighted residential properties.

This Request for Proposals ("RFP") is being issued by the City of Harvey ("City"), acting pursuant to the City's charter. The purpose of this RFP is to solicit proposals from qualified Demolition Contractors ("Contractor" or "Contractors") known to be experienced and regularly engaged in the demolition and removal of buildings, basements, and foundations, as well as the demolition and removal of site improvements, including but not limited to retaining walls, paving and foundation landscaping. Satisfactory evidence that the Contractor has the necessary capital, equipment, experience, and personnel to complete the work in accordance with all application federal, state, and local regulations is required. The 2021 Harvey Residential Demolition Project ("Project") includes the demolition and removal of twenty-five (25) city-owned residential properties.

The City is seeking to encourage participation by respondents who are MBE/WBE or Section 3 business enterprises and has a goal for minimum MBE/WBE participation of at least 10% MBE and 10% WBE participation.

Nothing in this RFP shall be construed to create any legal obligation on the part of the City or any respondents. The City reserves the right, in its sole discretion, to amend, suspend, terminate, or reissue this RFP in whole or in part, at any stage. In no event shall the City be liable to respondents for any cost or damages incurred in connection with the RFP process, including but not limited to, any and all costs of preparing a response to this RFP or any other costs incurred in reliance on this RFP. No respondent shall be entitled to repayment from the City for any costs, expenses or fees related to this RFP. All supporting documentation submitted in response to this RFP will become the property of the City. Respondents may also withdraw their interest in the RFP, in writing, at any point in time as more information becomes known.

The City will accept proposals via email at [procurement@cityofharveyil.gov](mailto:procurement@cityofharveyil.gov) for the demolition of twenty (25) city-owned residential buildings within the City until Tuesday, November 9, 2021 by 5:00pm (CT) as described in the RFP.

Bids will be publicly opened and read aloud in the City's Conference Chambers on Wednesday, November 10, 2021 at 10:00 am (CT). Bids should be submitted via email with the subject line "2021 RESIDENTIAL DEMOLITION PROJECT RFP – [COMPANY NAME]."

## 1.2. PROJECT TIMEFRAME

Demolition of all 25 properties must be complete by March 31, 2022.

## 1.3. TERM OF CONTRACT

Any contract awarded pursuant to this RFP solicitation shall be for a contract period up to 6 months, with the possibility of an extension. The contract will be made on the basis of a proposal for twenty-five





(25) residential properties. Depending on contractor performance, the contract may be amended to include additional residential properties.

#### 1.4. REGULATIONS

The selected Contractor shall comply with all codes, standards, regulations, and workers' safety rules that are administered by federal agencies (HUD, EPA, OSHA, and DOT), state agencies (State OSHA, DNR, and DPH), and any other local regulations and standards (i.e., building codes) that may apply. More specifically, the selected Contractor shall comply with all Federal, state, and local safety laws and regulations applicable to the execution of the Project including but not limited to: handling, storing and disposal of toxic or hazardous substances and materials ("Hazmat"); "Right to Know"; Illinois Dig-Safe (JULIE/Dial 811); Occupational Safety and Health Agency (OSHA); Illinois Department of Labor (IDOL); and other applicable federal, state and local codes laws and regulations regulating worker safety, transport and disposal. Contractor shall post any applicable workplace notices as required by Law. The Contractor shall secure and shall pay for any required notifications, building or other permits applicable to completion of the Work. Contractor shall coordinate all efforts required to obtain required permits. All permits and governmental fees, licenses, and inspections necessary for proper execution and completion of the Work shall be secured and paid for by Contractor. Contractor shall comply with and give notices required by laws, ordinances, rules, regulations, and lawful orders of public authorities bearing on performance of the work.



## 2. CONTRACTOR REQUIREMENTS

### 2.1. SCOPE OF WORK

The City seeks proposals from qualified Contractors to provide demolition services for twenty-five (25) residential properties located within the City's corporate limits. **Appendix A** includes a list of the properties to be demolished. Structures are to be demolished and disposed of according to the standard demolition specifications provided in **Appendix B**. The Asbestos and Lead-Based Paint Testing Report ("Environmental Assessment Reports") for each property is provided in **Appendix C**.

### 2.2. QUALIFICATIONS

Proposals are solicited only from qualified Contractors known to be experienced and regularly engaged in work of similar character and scope to that covered in this Request for Proposals ("RFP"). Satisfactory evidence that the bidder has the necessary capital, equipment, experience, and personnel to do the work is required. A detailed description of the Contractor's qualifications shall be included with the proposal, as described in **Section 3: Proposal Requirements**.

At a minimum, Respondents must have the following qualifications:

1. **Licenses and certifications.** Respondents shall provide proof of IDPH license and any other licenses or certifications.
2. **Prior experience.** Respondents shall provide satisfactory evidence years of experience and detailed qualifications in performing the range of demolition services on various property types in compliance with NESHAP standards, including team's resumes. Please provide the number of full-time and part-time employees. Past projects will be reviewed to determine if the respondent has successfully completed projects similar in nature and scope. Respondents should provide narrative examples of three (3) projects that are similar in nature to projects described in the RFP.
3. **Capacity.** Respondents shall provide satisfactory evidence that they have the necessary capital, equipment, experience, and personnel to complete the Project within the indicated timeframe.
4. **General Qualifications.** Respondents to provide a statement confirming the company's willingness and capacity to:
  - Perform the work and coordinate the work with others involved on the project;
  - Communicate and work effectively with the City of Harvey, its officials, administration, staff, and consultants with respect to any of the services required;
  - Coordinate effectively with public agencies and officials;
  - Submit reviews, reports, and inspection results in writing and in a timely manner to the City of Harvey, if so requested; and
  - Attend any regular or special meetings, as requested by the City.
5. **Project-specific Qualifications.** Respondents to provide a statement confirming the company's capacity complete the Project in accordance with the Standard Demolition Specifications described in **Appendix B**.

### 2.3. INSURANCE

The Contractor shall procure and maintain for the duration of the contract insurance against claims for injuries to persons or damages to property which may arise from, or in connection with the performance of the Work by the Contractor, his agents, representatives, employees, or subcontractors.



Coverage shall be at least as broad as:

- Insurance Service Office Commercial General Liability occurrence form CG 0001 (Ed. 11/85).
- Insurance Service Office Business Auto Liability coverage form number CA 0001 (Ed. 10/90), Symbol 01 "Any Auto" or Business Auto Liability coverage form number CA 0001 (Ed. 1/87) and endorsement CA 0029 (Ed. 2/88) changes in Business Auto and Truckers coverage forms: Insured Contract.
- Workers' Compensation as required by the Labor Code of the State of Illinois and Employers' Liability Insurance.

Contractor shall maintain limits no less than:

- Commercial General Liability: \$1,000,000 combined single limit per occurrence for bodily injury, personal injury and property damage. The general aggregate shall be twice the required occurrence limit. Minimum General Aggregate shall be no less than \$2,000,000 or a project/contract specific aggregate of \$1,000,000.
- Business Automobile Liability: \$1,000,000 combined single limit per accident for bodily injury and property damage.
- Workers' Compensation and Employers' Liability: Workers' Compensation coverage with statutory limits and Employers' Liability limits of \$1,000,000 per accident.

Any deductibles or self-insured retentions must be declared to and approved by the City. At the option of the City, either: the insurer shall reduce or eliminate such deductibles or self-insured retentions as respects the City of Harvey, its officials, agents, employees and volunteers; or the Contractor shall procure a bond guaranteeing payment of losses and related investigation, claim administration and defense expenses.

The policies are to contain, or be endorsed to contain, the following provisions: The City of Harvey, its officials, agents, employees and volunteers are to be covered as insured's in respect to liability arising out of activities performed by or on behalf of the Contractor; products and completed operations of the Contractor; premises owned, leased or used by the Contractor; or automobiles owned, leased, hired or borrowed by the Contractor. The coverage shall contain no special limitations on the scope of protection afforded to the City of Harvey, its officials, agents, employees and volunteers. The Contractor's insurance coverage shall be primary as respects the City of Harvey, its officials, agents, employees and volunteers. Any insurance or self-insurance maintained by the City of Harvey, its officials, agents, employees and volunteers shall be excess of Contractor's insurance and shall not contribute with it. Any failure to comply with reporting provisions of the policies shall not affect coverage provided to City of Harvey, its officials, agents, employees and volunteers.

The Contractor shall furnish the City with certificates of insurance naming the City of Harvey, its officials, agents, employees and volunteers as additional insured, and with original endorsements affecting coverage required by this clause. The certificates and endorsements for each insurance policy are to be signed by a person authorized by that insurer to bind coverage on its behalf. The certificates and endorsements shall be submitted to, approved by the City before any of the Work commences. The City reserves the right to request full certified copies of the insurance policies and endorsements. An Additional Insured Endorsement providing coverage to the City of Harvey, its officials, agents, employees and volunteers shall also be furnished to the City.



## 2.4. CERTIFICATIONS OF INSURANCE

Included in bid package, Respondents shall provide to the City complete certificates of insurance to meet the above requirements. Policies shall be endorsed to provide the City at least 30 days written notice of reduction, cancellation or intent not to renew coverages as called for above. If insurance is canceled, reduced, non-renewed or otherwise is not in effect to the minimum required coverage, the Selected Contractor must cease work on this bid.

The Selected Contractor shall provide the City with a copy of its required insurance policies and certificates of insurance as described above. If the Selected Contractor does not provide such materials in the time provided for, the Selected Contractor will be disqualified and the bid will be awarded to the next lowest bidder or in the creation of a new request for bids.

## 2.5. PERFORMANCE BOND

A Performance Bond will be required for this Project. The Selected Contractor, within seven (7) calendar days of receipt of written notice from the City, must furnish a Performance Bond in the amount of 100% of the contract value. The Bond must be on the Contractor's Performance Bond form, issued by a surety that is satisfactory to the City Comptroller.

## 2.6. DAMAGE TO PERSONS OR PROPERTY

The Selected Contractor also accepts sole responsibility for any damage to any person or damage to public or private property resulting from their performance of the work, whether based on negligence or any other legal or equitable claim.

The Selected Contractor will protect, defend, and hold harmless the City from any and all damage, claim, liability, or expenses whatsoever, or any amounts paid in compromise thereof arising out of or connected with the performance of this contract, including those related to the Selected Contractor's (or its subcontractors') negligence.

## 2.7. QUALITY OF SERVICE

The City expects the Selected Contractor to maintain all equipment in a clean and well-operating fashion, with special consideration for proper maintenance and care of all elements, items and equipment mentioned in this document. The Selected Contractor will operate in a professional manner and keep all noise and other nuisances to a minimum at all times while under contract with the City. The

City is looking to inconveniencing the public as little as possible, considering the service Selected Contractor is providing. The Selected Contractor shall file all documents outlined in this RFP in a timely and well-organized manner.

## 2.8. OPERATION OF VEHICLES

The Selected Contractor shall operate all company vehicles in a manner so as to not impede traffic flow on City streets. Company vehicles are not to be left unattended for any reason except for emergencies or in the actual performance of the job. When a vehicle is left unattended for the actual performance of the job, it shall be according to all City Codes and ordinance in place at that time.



## 2.9. SUPPORT FACILITIES

Selected Contractor shall have an available office with sufficient staff and communications facilities to assure ready accessibility and prompt response to the needs of the City.

## 2.10. CONTRACTOR'S PAYMENT OF TAXES, PERMITS, ETC.

The Selected Contractor shall be solely responsible for:

- A) Payment of wages to its work force in compliance with all Federal and State laws, including the Federal and State Wage and Hour laws.
- B) Payment of any and all FICA, unemployment contributions and other payroll-related taxes or contributions required to be paid by the Selected Contractor under State and Federal law.
- C) Payment of all applicable Federal, State, or Municipal taxes, charges or permit fees, whether now in force or subsequently enacted.
- D) Payment of any and all suppliers, merchants, or vendors from whom the Selected Contractor obtains items and materials related to the contract.

The Selected Contractor shall indemnify and hold the City harmless from all claims arising from the foregoing payment obligations of the Selected Contractor.

## 2.11. ASSIGNMENTS OF SUBCONTRACTING

The Selected Contractor shall not assign, subcontract or otherwise transfer its duties and/or obligations under this proposal, without prior written consent of the City. If the bidder anticipates that it will need to subcontract its duties in order to fulfill the Contract requirements, that information must be disclosed in the Bidder's response.

## 2.12. FAIR EMPLOYMENT PRACTICES

The Selected Contractor agrees to not discriminate against any employee or applicant for employment, to be hired in the performance of the contract with respect to hire, tenure, term, conditions or privileges of employment, or any other matter directly or indirectly related to employment, because of sex, race, color, religion, nation origin, ancestry, handicap or any other basis prohibited by State or Federal law or regulations.

## 2.13. PREVAILING WAGES

As applicable when this Contract calls for the construction of a "public work", within the meaning of the Illinois Prevailing Wage Act, 820 ILCS 130/.01 et. seq. ("the Act"), then the Act requires all contractors and subcontractors to pay laborers, workers and mechanics performing services on public works projects no less than "prevailing rate of wages", defined as hourly cash wages plus fringe benefits, in the county where the work is performed. The Contractor is solely responsible to ascertaining the current and applicable Prevailing Wages for the work; and determining, and complying with, all other applicable provisions of Illinois statutes pursuant to this section. For information regarding current prevailing wage rates, please refer to the Illinois Department of Labor's website at:

<http://www.state.il.us/agency/idol/rates.HTML>. All contractors and subcontractors rendering services under this Contract must comply with all requirements of the Act, including but not limited to, all wage notice and benefits, posting and record keeping duties. The Contractor should contact the Illinois Department of Labor, if there is uncertainty as to the application of prevailing wages for the Work. By executing this Contract the Contractor acknowledges that it has received written notice from the City of Harvey pursuant to the Act that, as applicable, not less than the prevailing wages as found by the City of



Harvey or The Department of Labor or determined by the court on review shall be paid to all laborers, workers and mechanics performing the Work.

#### 2.14. TIME IS OF THE ESSENCE

Time is of the essence in this matter. The Selected Contractor must schedule its work and that of its subcontractors to meet the needs and requirements of the City. The Selected Contractor must perform the work expeditiously in cooperation with the City. The Selected Contractor's sole remedy for any delay caused by the City or its agents, employees, contractors, or subcontractors will be an extension in the contract time; damages will be unavailable to Selected Contractor on such grounds.

#### 2.15. CONTRACT EXECUTION

The Contractor to whom the Contract is awarded shall, within ten (10) calendar days after the notice of award, enter into a written contract with the City. Failure to execute a contract will be considered abandonment of the award and the City shall have no further obligation to that bidder.

#### 2.16. BREACH OF CONTRACT AND CITY'S RIGHT TO TERMINATE CONTRACT

In the event that any of the provisions of this bid and/or resulting contract are breached by the Selected Contractor, the City shall give written notice to the Selected Contractor of the breach or pattern of behavior that constitutes the breach and allow the Selected Contractor to resolve the breach or pattern of behavior that constitutes the breach within ten (10) calendar days of Selected Contractor's receipt of notice. If the breach or pattern of behavior is not resolved, then the City Administrator of the City of Harvey shall have the right to cancel any contract by sending written notice to the Selected Contractor of the cancellation. If the Selected Contractor should be judged bankrupt, if it should make a general assignment for the benefit of its creditors, if a receiver should be appointed on account of its insolvency, if it should persistently or repeatedly refuse to supply enough labor, materials and/or equipment to meet the scope of work of the contract, if it should persistently disregard laws of the State of Illinois and/or ordinances of the City, or if it fails to comply and fulfill its obligations under any provision of the contract resulting from its bid, the City may, without prejudice to any other right or remedy, terminate the contract immediately. If the Selected Contractor fails to perform or complete the demolition and clean-up of the residential building as agreed or otherwise breaches its duties under this bid or the resulting contract, the Selected Contractor shall be responsible for any and all costs the City incurs in obtaining satisfactory performance of the project and/or litigation costs and attorneys fees to enforce its rights under the bid and this contract. Such relief shall be in addition to any other legal and equitable remedies available to the City.

#### 2.17. CITY'S RIGHT TO MODIFY CONTRACT

The City reserves the right to negotiate with the Selected Contractor for a change in terms of the contract during the term of the contract and to make adjustments relative to the implementation of a change that reduces or modifies the need for the engineering services. If the City and the Selected Contractor are unable to agree on a revised contract, the City may seek new proposals and, upon a minimum of ten (10) calendar days written notice from the City, may terminate the unexpired portion of the contract. The City shall not be liable for any cost under this section beyond the contract price for the period where service is actually provided.



## 2.18. NO CONFLICT OF INTEREST

The bidder must provide a statement that it has no conflicting financial or professional interests and is qualified to perform the services requested. A bidder working for the City would be considered to have a conflicting interest if they derive any personal profit or gain, directly or indirectly, by reason of his or her participation with the City.

## 2.19. PAYMENT

Invoices to City shall include a 10% Retainage as part of this Project. The City shall pay for acceptable work within thirty (30) days of receipt of invoice and all supporting documentation necessary for the City to verify that satisfactory delivery of services have been provided. The City will not be obligated to pay for any work or services that were not ordered under the Contract or with a Change Order. Any work or services which fail tests and/or inspections are subject to correction or replacement at the cost of the Contractor.



## 3. PROPOSAL REQUIREMENTS

### 3.1. PROPOSAL REQUIREMENTS

A complete RFP submittal will include the following items:

- 1. Cover Letter.** All Respondents shall submit a Cover Letter signed by a duly authorized officer or representative of the firm, not to exceed two pages in length. The Cover Letter must also include the following information:
  - The principal place of business and the contact person, title, telephone/fax numbers and email address.
  - A summary of the qualifications of the Respondent and team.
  - Description of organization (i.e., Corporation, Limited Liability Company, or Joint Venture). The names and business addresses of all Principals of the Respondent. For purposes of this RFP “Principals” shall mean persons possessing an ownership interest in the Respondent. If the Respondent is a partially owned or fully-owned subsidiary of another organization, identify the parent organization and describe the nature and extent of the parent organization’s approval rights, if any, over the activities of the Respondent. If the Respondent is a partially owned or fully-owned subsidiary of another organization, identify the parent organization and describe the nature and extent of the parent organization’s approval rights, if any, over the activities of the Respondent.
- 2. Threshold Requirements.** These documents must be submitted and acceptable before the City will review the Main Proposal:
  - Certificate of Good Standing (Corporation) or Certificate of Existence (Limited Liability Company): Provide a copy of relevant certificate(s) issued by the Illinois Secretary of State.
  - Evidence of Insurance: Provide evidence of the insurance coverages described in **Section 2.3. Insurance.**
  - License: Provide State license and certifications in accordance with title XI of the Financial Institutions Reform, Recovery, and Enforcement Act of 1989 (FIRREA) (12 U.S.C. 3331 et seq.)
  - Evidence of Financial Stability: Provide the most recent financial statements with the proposal response. This information will assist the City in determining the Respondent’s financial condition. City is seeking this information to ensure that the proposer’s have the financial stability and wherewithal to assure good faith performance.
  - Conflict of Interest Statement & Supporting Documentation: Disclose any professional or personal financial interests that may be a conflict of interest in representing the City of Harvey. In addition, all Respondents shall further disclose arrangement to derive additional compensation from various investment and reinvestment products, including financial contracts.
- 3. Main Proposal.** Please provide the following information (this information is the main substance for the selection criteria stated under the Section 4: Evaluation and Scoring):
  - Qualifications: Provide evidence of the qualifications described in **Section 2.2.**
  - Technical Approach: Briefly describe your company’s approach for completing the project in accordance with the Standard Demolition Specifications provided in **Appendix B.** Describe any expectations and requirements of the City of Harvey.





- Project Schedule: Provide a schedule for completing the Project within the designated timeframe.
- Three (3) References: Provide a list of at least three (3) professional references for whom the contractor has or is currently providing demolition services. Please include the contact person's name, company or firm, and telephone number and email address for the contact. Provide references for services performed within the last twelve (12) months. Professional references can be forgone if the contractor has performed demolition services for the City of Harvey in the prior twelve (12) months.
- MBE/WBE Participation: Respondents should state whether they are an MBE/WBE or Section 3 business enterprise. If so, please provide a copy of a current MBE/WBE certification letter.
- Local Hiring: Statement concerning efforts that have been or will be taken to recruit and hire local workers to meet project needs, if any.

**4. Price Proposal.** Complete and submit the Price Proposal Form provided in **Appendix D.**

### 3.2. CONTRACTOR RESPONSIBILITY

The City of Harvey will not be liable for any cost incurred in the development of a proposal responsive to this request. By submitting a bid to do the work, the Contractor represents that it is fully informed concerning the scope of the project, the requirements of the Contract, the physical conditions likely to be encountered in the work, and the character, quality, and quantity of services required by the City.

The Selected Contractor shall furnish all labor materials, supplies, devices, or tools needed to perform the required services. The Selected Contractor will not be entitled to additional compensation if it later determines that conditions require methods or equipment other than those anticipated in making its bid. In addition, the Selected Contractor shall provide all vehicles and other equipment and material necessary for the work. Respondents having questions regarding this RFP should request clarification before submitting a bid. Negligence or inattention of the Bidder in filing a bid, or in any phase of the performance of the work, shall be grounds for refusal of the City to agree to additional compensation. Respondents having questions regarding this RFP contact the City for clarification.

### 3.3. INCURRING COSTS

The City is not liable for any costs incurred by contractors prior to the issuance of a contract.

### 3.4. RESPONSE DATE

To be considered, bids must be received at the City on or before the time specified in the Invitation to Bid. The contractor's name must be included in the email subject line. All information submitted in the bid, including but not limited to bid prices, equipment, etc., must remain valid and available for acceptance by the City for at least ninety (90) days past the submission deadline.

### 3.5. OPENING OF BIDS

All bids received will be publicly opened and read at the time and place specified in the Invitation to Bid. All Respondents are invited to be physically present for the bid opening.



### 3.6. REJECTION OF BIDS

The City reserves the right to reject any or all bids, in part or in their entirety, or to waive any informality or defect in any bid, or to accept any bid which, in its opinion is deemed most advantageous to the City.

### 3.7. RESPONSE TO RESPONDENT QUESTIONS

Explanations desired by a prospective bidder shall be requested of the City by email, and if explanations are necessary, a reply shall be made in the form of an addendum, a copy of which will be forwarded to each bidder. Every request for such explanation shall be submitted by email to [procurement@cityofharveyil.gov](mailto:procurement@cityofharveyil.gov) by Tuesday, November 2, 2021 by 5:00pm (CT). No inquiry or request received after this deadline will be given consideration.

### 3.8. MATERIAL SUBMITTED

All materials submitted as part of a bid will become the property of the City. The City reserves the right to use any or all ideas presented.



## 4. PROPOSAL EVALUATION & SCORING

In evaluating responses to this Request for Proposal, the City will take into consideration the experience, capacity, and pricing that are being proposed by the Respondent. The following Evaluation Criteria will be considered in reviewing RFP submittals:

Criteria	Description	Points
<b>Prior Experience</b>	Respondents will be awarded up to 20 points for experience in providing demolition services. Consideration will be given to respondents who have familiarity with the area, including knowledge of and experience working with City Staff.	<b>20</b>
<b>Capacity</b>	Respondents will be awarded up to 20 points for their demonstrated Capacity to complete the Project within the designated timeframe. Consideration will be given to respondents who have demonstrated their capacity to effectively manage schedules and budgets.	<b>20</b>
<b>Pricing</b>	Respondents will be awarded up to 20 points for pricing.	<b>20</b>
<b>W/MBE Participation, Davis-Bacon, HUD Requirements</b>	Respondents will be awarded up to 20 points for their experience in meeting MBE/WBE, City of Harvey's Local Hiring, Davis-Bacon, and HUD Section 3 requirements.	<b>20</b>
<b>Innovation</b>	Respondents will be awarded up to 20 points for their experience and proposed practices regarding the following: <ul style="list-style-type: none"><li>• Local/community hiring</li><li>• Employing creative community and stakeholder engagement practices</li><li>• Utilizing local vendors</li><li>• Green Infrastructure practices</li></ul>	<b>20</b>
<b>Total Points</b>		<b>100</b>



## Appendix A. List of Properties to be Demolished

#	ADDRESS	PIN
1	90 E 159th St	29-20-104-005-0000
2	76 W 151st St	29-18-204-003-0000
3	317 W 151st Pl	29-18-100-009-0000
4	315 W 151st Pl	29-18-100-010-0000
5	313 W 151st Pl	29-18-100-011-0000
6	311 W 151st Pl	29-18-100-012-0000
7	208 W 154th St	29-18-116-024-0000
8	176 W 154th St	29-18-117-005-0000
9	16404 Emerald Ave	29-21-303-026-0000
10	15821 Fisk St	29-17-414-043-0000
11	15803 Lathrop St	29-17-416-002-0000
12	15746 Park Ave	29-17-317-035-0000
13	15746 Marshfield Ave	29-18-422-036-0000
14	15736 Park Ave	29-17-317-031-0000
15	15722 Park Ave	29-17-317-024-0000
16	15230 Turlington Ave	29-17-110-032-0000
17	15127 Wood St	29-18-204-017-0000
18	14933 Vail Ave	29-07-320-017-0000
19	14830 Wood St	29-07-410-034-0000
20	14825 Honore Ave	29-07-410-011-0000
21	14809 Paulina Ave	29-07-413-004-0000
22	14546 Halsted St	29-08-216-040-0000
23	14532 Halsted St	29-08-216-037-0000
24	14525 Halsted St	29-08-217-011-0000
25	14512 Union Ave	29-08-217-028-0000



## APPENDIX B. STANDARD DEMOLITION SPECIFICATIONS

### DEMOLITION SPECIFICATIONS

The selected Contractor shall:

- Secure all necessary permits the City of Harvey.
- Keep dust to a minimum at demolition site. Use sprinklers or water trucks as necessary.
- Properly notify utility providers of the pending demolition and request and ensure disconnection of Utilities, Gas, Electric, Cable TV and any other utility to the residential building.
- Provide to the City proof of disconnection of all utilities.
- Cut and cap any and all City Sewer, Storm Sewer and Water line and obtain Cut/Cap Inspection from the City Department of Public Works.
- Demolish and remove main structure.
- Demolish and remove of any accessory structures, footings, and concrete slabs.
- Demolish and remove entire driveway and basement/crawlspace walls and floor.
- Demolish and remove sidewalk between main entry door and City, without removing city sidewalk in R/O/W at street. Contractor shall protect the City sidewalk and replace at its own cost any sections that are damaged due to the demolition work.
- Carefully clean and keep the project site clean from rubbish and refuse, as work progresses.
- Remove all building material, rubbish, or refuse from the project site *daily*; no material or debris may be buried on site.
- Furnish to the City all documentation regarding the proper disposal of all rubbish, soil, refuse, and any other debris.
- Keep the surface of the sidewalks and streets affected by its work, including decking and temporary paving, in a clean, neat, and safe condition, limiting to the extent possible dust and smoke on and around the project site. The Contractor shall sprinkle with water or otherwise treat the site surface and surrounding area being used by the contractor (i.e. street, right-of-way, etc.) sufficiently to keep down any dust generated during the progress of work. Contractor must remove all piles of dirt or debris.
- Ensure that NO fires of any kind or burning of any debris occurs.
- Properly remove asbestos and / or lead paint in compliance with applicable laws related thereto. The Asbestos and Lead-Based Paint Testing Report for each property is provided in **Appendix C**.
- The Contractor shall completely fill below grade areas and voids resulting from the demolition of structures. All unsuitable material shall be removed from the excavation prior to placement of fill. Use satisfactory materials containing native soils, stone, gravel, or sand, free from debris, trash, frozen materials, roots, and other organic matter. Concrete and masonry items measuring less than 6" diameter may be used as part of fill material if they are suitably shaped to obtain a dense compacted mass, are placed without nesting so as to prevent void. Place any concrete and masonry a minimum of 4 feet below finished subgrade. Before placing fill materials, ensure that areas to be filled are free of standing water, frost, frozen material, trash, and debris. The fill, wherever required, shall be compacted to at least 95% maximum laboratory dry density as determined by the Modified Proctor Test, measured by an independent testing firm hired and paid for by the Contractor and approved by the City. Placement of backfill should not proceed until the City or his agent has inspected and approved the subgrade or the underlying layer of backfill. Place fill materials in horizontal layers not exceeding 8 inches in loose depth. Compact each layer, by proof rolling with bulldozer.



- Rough grade to restore approximately the original contour, smooth to blend with adjacent ground, and ensure there are no isolated depressions and that no ponding will occur.
- Ensure that demolition work does not cause any increase of water velocity or damming of surface water as to create a water issue at adjacent or neighboring sites.
- Reseed or plant anew any grass plot or plots disturbed, and replace any shrubbery, trees not specified for removal. Apply six (6) inches of screened top soil to each lot that is free from pulverized building materials and construction debris. Apply grass seed mix of 70% tall fescue, 20% perennial rye grass and 10% Kentucky Blue Grass applied at a rate of 100 pounds per acre, placed upon screened Topsoil. Apply straw (or approved equivalent) mulch.

## REGULATORY AND SAFETY REQUIREMENTS, PERMITS, FEES, AND NOTICES

The Contractor shall comply with all Federal, State, and Local safety laws and regulations applicable to the execution of the Work including but not limited to: handling, storing and disposal of toxic or hazardous substances and materials ("Hazmat"); "Right to Know"; Illinois Dig-Safe (JULIE/Dial 811); Occupational Safety and Health Agency (OSHA); Illinois Department of Labor (IDOL); and other applicable federal, state and local codes laws and regulations regulating worker safety, transport and disposal. Contractor shall post any applicable workplace notices as required by Law.

Contractor shall secure and shall pay for any required notifications, building or other permits applicable to completion of the Work. Contractor shall coordinate all efforts required to obtain required permits. All permits and governmental fees, licenses, and inspections necessary for proper execution and completion of the Work shall be secured and paid for by Contractor. Contractor shall comply with and give notices required by laws, ordinances, rules, regulations, and lawful orders of public authorities bearing on performance of the work.

## SITE AND WORK AREA PROTECTION, SECURITY AND WEATHER PROTECTION

The Contractor is responsible to protect and secure the demolition site using at minimum vinyl construction fencing sufficiently installed, secured and maintained to prevent unauthorized access to the site. During execution of the Work, Contractor is solely responsible take necessary precautions not to disturb or damage any existing structures, landscaping, sidewalks, traffic signals, street lights, roads, trees, fencing, posts, poles, neighboring property walls, neighboring property lots, lawns, etc., or other items. Contractor shall restore any damaged items to original condition, and as directed by the City. Contractor shall provide and erect acceptable physical barriers and solid barricades, fences, signs, and other vehicular and pedestrian traffic control devices to protect the work from the public, and to protect from damage or access adjacent properties, adjacent property items, and adjacent occupants and transient persons, as required by City of Harvard Building Code and other applicable regulations. Contractor shall be solely responsible to secure the building site, and replace and maintain any existing boarded up windows, doors, or other openings temporarily removed at the end of each work day. Until the time of substantial completion, the building shall not be left open and the site shall not be left unsecured at any time the Contractor is not on site or the Work is being completed. Contractor is solely responsible to exercise special care, procedures to install physical, and or solid barriers, barricades or fencing to secure the site and prevent unauthorized access to any excavations or holes or cellars, resulting from demolition.

Any damages to Work site and neighboring property, including adjacent structures and items, caused by demolition activities shall be remedied by Contractor as directed by City, at Contractor's sole expense.



The Contractor shall take necessary precautions to avoid damage to existing utilities, infrastructure, vegetation, trees or other items to remain in place, to be reused, or to remain the property, or adjacent City property, right-of-way and alleys, including paved parking spaces, sidewalks and utility appurtenances. Damaged items shall be repaired or replaced as required by City. Coordinate the work of this section with all other work indicated. Construct and maintain shoring, bracing, and supports as required. Ensure that structural elements are not overloaded. Increase structural supports or add new supports as may be required as a result of any cutting, removal, or demolition work performed under this contract. Do not overload structural elements. Pavements to remain as described herein and in other sections of these specifications. Provide new supports and reinforcement for existing construction weakened by demolition or removal work. Repairs, reinforcement, or structural replacement require approval by City to performing such work.

In the course of executing the Work, Contractor shall: not disturb existing construction beyond the extent indicated or necessary for installation of new construction; provide temporary shoring and bracing for support of building components to prevent settlement or other movement; provide protective measures to control accumulation and migration of dust and dirt in all work areas; remove dust, dirt, and debris from work areas daily.

The Contractor shall conduct Work in a safe, workmanlike manner providing suitable protection for the general public. Before, during and after the demolition work the Contractor shall continuously evaluate the condition of the structure being demolished and take immediate action to protect all personnel working in and the general public around or near the demolition site. Every excavation or area of construction on a site located five feet or less from the street or right of way line shall be enclosed with a suitable barrier to prevent the entry of unauthorized persons. Where located more than five feet from the street lot line, a barrier shall be erected, where required by the code official. All barriers shall be of adequate strength to resist wind pressure as specified by the Code Official. No area, section, or component of floors, roofs, walls, columns, pilasters, or other structural element will be allowed to be left standing without sufficient bracing, shoring, or lateral support to prevent collapse or failure while workmen remove debris or perform other work in the immediate area. Floors, roofs, walls, columns, pilasters, and other structural components that are designed and constructed to stand without lateral support or shoring, and are determined to be in stable condition, may remain standing without additional bracing, shoring, or lateral support until demolished, unless directed otherwise by City. Ensure that no elements determined to be unstable are left unsupported and place and secure bracing, shoring, or lateral supports as may be required as a result of any cutting, removal, or demolition work performed under this contract.

The Contractor shall install temporary barriers or barricade(s) at the Contractor's expense to control the spread debris or foreign objects which may cause potential damage to adjacent properties. Temporary barriers shall include netting or fabric designed to stop the spread of debris and foreign objects. Temporary barricade shall include a fence covered with a fabric designed to stop the spread of debris and foreign objects. Anchor the temporary barricade fence and fabric to prevent displacement by winds. Remove barricade when no longer required.

The Contractor shall comply with all applicable U.S. Environmental Protection Agency and Illinois Environmental Protection Agency requirements as required to complete the Work. The use of fire, burning or incineration at the project site for the disposal of refuse and debris is strictly prohibited. The use of explosives is strictly prohibited.



## ARCHAEOLOGICAL AND HISTORICAL RESOURCES

All items having any apparent historical or archaeological interest, which are discovered in the course of any demolition, construction or other activities related to the Work, shall be carefully preserved and reported immediately to City for determination of appropriate actions to be taken.

## POLLUTION CONTROLS

Under the Authority of Section 112 of the Clean Air Act, as amended, 42 U.S.C. 1857 (C-7), the Administrator of the United States Environmental Protection Agency (EPA) promulgated National Emission Standards for Hazardous Air Pollutants (NESHAP) on April 6, 1973, (38 F.R. 8820). Asbestos was designated a hazardous air pollutant, and standards were set for its use and control. Demolition of certain buildings and structures was determined to be a significant source of asbestos emissions. Contractors are required under Section 114(a) of the Clean Air Act allow EPA personnel to freely enter facilities or demolition sites, review records, inspect any demolition method, and sample or observe any omissions.

All demolition must be undertaken in compliance with the applicable provisions of the Clean Air Act and 40 C.F.R. Section 61.22(d). The Selected Contractor is responsible for compliance with NESHAP. The Selected Contractor shall complete and submit Notification of Intent to Renovate or Demolish form to Department of Buildings and Inspectional Services. This form must be mailed at least 10 working days prior to undertaking demolition.

The Contractor is solely responsible to: provide dust control during demolition and debris removal; prevent the spread of dust and debris to neighboring sites and properties; and avoid the creation of any nuisance or hazard in the surrounding area.

## BUILDING DEMOLITION REQUIREMENTS

All work shall be in accordance with applicable City of Harvey Building Codes. All street curbing, pavement and public walkways shall remain and be protected and repaired or replaced new if damaged during demolition activities, as directed by City.

Prior to commencing with building demolition, and as incidental to the Work Contractor shall remove and lawfully dispose of:

- Any existing vegetation, landscape shrubbery around the building perimeter to enable demolition of the building. Existing trees shall be protected as directed by City.
- All private man-made structures, such as, but not limited to: concrete slabs; footings, brick, concrete and stone walks and stairs; wood and metal stair railings; wood decks and ramps; stones, landscape block/stone edging; private light poles, post lamps and exterior light fixtures; fences; or any structures or appurtenances associated with the building, except as otherwise noted in other sections herein or as directed by City. Remove all private concrete walkway entrances and stairs, where existing.
- Any materials not specified above adjacent to or within building footprint, site property boundary or on the site, discovered in during the execution of the Work.
- All perimeter and interior walls, supports beams, columns and exposed pilings shall be removed from the site entirely, and lawfully disposed in compliance with all applicable regulations.
- Masonry, stone and concrete basement, cellar or crawl space floors shall be removed and structural fill placed and compacted.





## DISPOSITION OF MATERIALS

All building contents, materials and equipment removed and not reused, including items allowed to be salvaged by the Contractor in related Sections, shall become the property of the Contractor and shall be removed from City property. Title to materials resulting from demolition, and materials and equipment to be removed, is vested in Contractor upon approval by City of Contractor's demolition and removal procedures, and authorization to proceed by City to begin demolition. City will not be responsible for the condition or loss of, or damage to, such property after contract award. Materials and equipment shall not be viewed by prospective purchasers or sold on the site. Except as specified elsewhere, no specific materials and equipment have been identified to be reused and may be removed at the discretion of the contractor. Concrete, masonry, and other noncombustible material, shall be removed from the site. Debris, rubbish, scrap, and other non-salvageable materials resulting from removal operations shall be disposed in compliance with all applicable Federal, State, and local regulations as contractually specified off the Site. Burning of any materials generated in conjunction with the Work is strictly prohibited.

## TRAFFIC CONTROL AND PROTECTION

The Contractor shall be responsible for furnishing, installing, maintaining, relocating and removal of all signs, signals, pavement markings, traffic cones, barricades, warning lights, flagmen, and other traffic control devices which are used for the purpose of regulating, warning or directing traffic during the construction or maintenance of the improvement. The Contractor shall be responsible to maintain the appropriate signs and caution lights at all times of the day and night. Traffic control and protection shall be considered incidental to the Contract, and shall be the sole responsibility of the Contractor.

## UTILITIES

It shall be the Contractor's sole responsibility to locate buried utilities when the possibility exists of a conflict with utilities and the work to be done under this contract. Hand-digging in proximity to buried utilities may be required and shall be considered incidental to the Contract.

## WATER

City water for purposes necessary to complete the Work will be available to the Contractor at no cost. The Contractor shall obtain City water from a source determined by the City.



## Appendix C. Environmental Assessment Reports





**E n v i r o n m e n t a l   C o n s u l t i n g   G r o u p ,   I n c .**

September 1, 2021

Mr. Timothy Williams  
City of Harvey  
15320 Broadway Avenue  
Harvey, Illinois 60436

Re:    **Asbestos and Lead-Based Paint Testing Report**  
      PIN #29-18-204-003-0000  
      76 W. 151<sup>st</sup> Street  
      Harvey, Illinois

Dear Mr. Williams:

In response to your request, Environmental Consulting Group, Inc. (ECG) has completed testing of suspect asbestos-containing materials (ACMs) and lead-based painted (LBP) components. The samples were collected from the residence located at 76 W. 151<sup>st</sup> Street, in Harvey, Illinois. This residence scheduled for demolition. This report provides an executive summary, an outline of the scope-of-work, and analytical results for the materials tested.

**1.0 Executive Summary**

On August 24, 2021, ECG collected 15 samples of suspect asbestos-containing materials from the subject residence. Also, during the inspection a total of 22 lead test points (readings) were obtained using an X-Ray Fluorescence (XRF) analyzer.

**The results of testing showed that the following building materials sampled are classified as ACMs:**

- **White drywall compound**

**Below is the painted component that tested positive for lead-based paint during the inspection:**

- **White wood exterior eave - exterior**

## **2.0 Scope-of-Work**

The scope-of-work for this project included testing suspect ACMs and LBPs prior to demolition activities. ECG representative Mr. Thad Ryniak completed the sampling on August 24, 2021. Mr. Ryniak is an Illinois Department of Public Health-licensed Asbestos and Lead Risk Assessor.

ECG certifications are located in Appendix A.

## **3.0 Analytical Testing - Asbestos**

Samples were sent for analysis to SanAir Technologies Laboratory (SanAir), located in Powhatan, Virginia. SanAir is recognized under the National Voluntary Laboratory Accreditation Program (NVLAP) as Laboratory #20002946-0. All samples were analyzed by EPA 600/R-93/116 Method using Polarized Light Microscopy (PLM) methods with dispersion staining as described by the interim method of the determination of asbestos in the bulk insulation, Federal Register Volume 47, No 103, May 27, 1982. This is a standard method of analysis in optical mineralogy and the current specified method for the determination of asbestos in bulk samples in Appendix A, Subpart F, 40 CFR Part 763, Section 1.

During analysis, a suspect asbestos-containing material is immersed in a solution of known refractive index and subjected to illumination by polarized light. The characteristic color displays that result enable mineral identification. PLM is an Environmental Protection Agency (EPA)-recognized method for determining asbestos content in bulk samples.

#### **4.0 Inspection Results - Asbestos**

U.S. Environmental Protection Agency (EPA) defines asbestos-containing materials (ACMs) as those materials containing greater than 1% (>1%) asbestos by weight. It should be noted that similar materials may be located in areas concealed by floors, walls, chases, riser columns, etc., and that were otherwise inaccessible during the survey. Any homogeneous materials found in the residence similar to those listed as asbestos herein, must be handled as an ACM. Every attempt was made to thoroughly inspect for the presence of suspect ACM throughout the subject residence. Representative and random sampling was performed by ECG throughout the subject residence.

Any additional suspect ACM not specifically listed in this report should be assumed to contain asbestos until it can be sampled and analyzed prior to demolition, in accordance with applicable regulatory standards.

Table I in Appendix B summarizes the results of the asbestos testing. Analytical results and laboratory certifications are located in Appendix C.

#### **5.0 Analytical Testing – Lead-Based Paint**

A Niton XRF analyzer, model XLp300, was utilized to test building components for the presence of lead-based paint. The XRF utilizes a radioactive cadmium source to determine whether lead is present in a surface. During testing, the cadmium source releases a controlled gamma ray beam onto a surface and, by measuring the diffraction gradient of the reflected emissions, the XRF detector can determine whether or not lead is present in the surface material (e.g. paint). To ensure an accurate reading, the XRF was calibrated at the beginning and end of the inspection.

Required information regarding the XRF analyzer is located in Appendix D.

## **6.0 Inspection Results – Lead-Based Paint**

According to the Environmental Protection Agency (EPA), the definition of lead-based paint is paint with a composition that includes lead at a concentration greater than or equal to one milligram of lead per square centimeter (1.0 mg/cm<sup>2</sup>).

Table II in Appendix E summarizes the lead-based paint testing results. Condition of all painted surfaces tested is also included in Appendix E. Positive readings area highlighted in red.

## **7.0 Conclusions**

On August 24, 2021, ECG collected 15 samples of suspect asbestos-containing materials from the subject residence. Also, during the inspection a total of 22 lead test points (readings) were obtained using an X-Ray Fluorescence (XRF) analyzer.

**The results of testing showed that the following building materials sampled are classified as ACMs:**

- **White drywall compound**


**Below is the painted component that tested positive for lead-based paint during the inspection:**

- **White wood exterior eave - exterior**

If you have any questions or comments, please contact our office.

Sincerely,

**ENVIRONMENTAL CONSULTING GROUP, INC.**



Thad Ryniak  
Project Manager

## **Appendices**

Appendix A – ECG Certifications

Appendix B – Table I - Asbestos Bulk Sampling Results Table

Appendix C – Asbestos Analytical Results and Laboratory Certifications

Appendix D – XRF Documentation

Appendix E – Table II - Lead-Based Paint Testing Results Table

## **Appendix A**

### **ECG Certifications**



525-535 West Jefferson Street • Springfield, Illinois 62761-0001 • [www.dph.illinois.gov](http://www.dph.illinois.gov)

**THAD J RYNIAK**  
400 VILLAGE CIRCLE #302  
WILLOW SPRINGS, IL 60480

4/13/2021



ASBESTOS PROFESSIONAL LICENSE ID NUMBER: 09551

Enclosed is your Asbestos Professional License. Please note the expiration date on the card and in the image depicted below.

**COPY OF THE ASBESTOS PROFESSIONAL LICENSE**

Front of License

Back of License

 <b>ASBESTOS PROFESSIONAL LICENSE</b>			<b>ENDORSEMENTS</b>	<b>TC EXPIRES</b>
<b>ID NUMBER</b> 100 - 09551	<b>ISSUED</b> 4/13/2021	<b>EXPIRES</b> 05/15/2022	INSPECTOR	11/13/2021
<b>THAD J RYNIAK</b> 400 VILLAGE CIRCLE #302 WILLOW SPRINGS, IL 60480 Environmental Health			PROJECT MANAGER AIR SAMPLING PROFESSIONAL	11/14/2021
			<b>Alteration of this license shall result in legal action</b> This license issued under authority of the State of Illinois Department of Public Health This license is valid only when accompanied by a valid training course certificate.	

If you have any questions or need further assistance, contact the Asbestos Program at (217)782-3517 or fax (217)785-5897.

Our WEB address is: [dph.illinois.gov/topics-services/environmental-health-protection/asbestos](http://dph.illinois.gov/topics-services/environmental-health-protection/asbestos)  
EMAIL Address: [dph.asbestos@illinois.gov](mailto:dph.asbestos@illinois.gov)



2020



OCCUPATIONAL TRAINING & SUPPLY, INC.  
7233 S. Adams Street | Willowbrook, IL 60527 | (630) 655-3900 | [www.otssafety.com](http://www.otssafety.com)

# Asbestos Building Inspector Refresher

Occupational Training & Supply, Inc. certifies that

**Thad Ryniak**

has successfully completed the Asbestos Building Inspector Refresher course and has passed the competency exam with a minimum score of 70%. The course is accredited by the Illinois Department of Public Health and Indiana Department of Environmental Management for purposes of accreditation in accordance with EPA 40 CFR 763, Asbestos Hazard Emergency response Act (AHERA) and TSCA Title II.

Course Date: 11/13/2020

Exam Date: 11/13/2020

Expiration Date: 11/13/2021

Certificate Number: BIR2011132441

Kathy DeSalvo, Director



525-535 West Jefferson Street • Springfield, Illinois 62761-0001 • [www.dph.illinois.gov](http://www.dph.illinois.gov)

1/13/2021

LICENSE NUMBER: 011252

Thad J Ryniak  
400 Village Cir., Apt #302  
Willow Springs, IL 60480

### LICENSE APPROVED

IDPH recently received and reviewed your application for lead licensure. Your qualifications have been reviewed and found that you meet the requirements set forth by the Lead Poisoning Prevention Code, Section 845.125. Therefore, your application for lead licensure is now complete. Enclosed please find your lead license card. Please have this identification card with you at all times while conducting lead abatement activities.

IDPH has updated its 7 – Day Notice of Commencement effective immediately. The revised document can be identified by its 9/16 revision date on the bottom left corner. Please discontinue using the old form and begin using the new form as soon as possible. The revised form is located in the same web address that the old form was located (<http://www.dph.illinois.gov/sites/default/files/forms/7-day-notice-leadabatement-mitigation-project-091916.pdf>).



**PROTECTING HEALTH, IMPROVING LIVES**  
*Nationally Accredited by PHAB*



# Environmental Management Institute

5610 Crawfordsville Road, Suite 15, Indianapolis, Indiana 46224-3714

317/248-4848 • 800/488-8842 • FAX 317/248-4846  
[www.spea.iupui.edu/Envtl\\_mgmt](http://www.spea.iupui.edu/Envtl_mgmt)

This confirms that

**Thad Ryniak**

400 Village Circle #302  
Willow Springs, IL 60480

Completed the 8 Instructional Hour Refresher Course

**Lead Risk Assessor**

Course Date  
July 24, 2019

and Successfully Passed the Examination  
July 24, 2019

Joan B. Ketterman  
Training Manager

Jack E. Leonard  
Instructor

Certificate: LRAR- 3006

Approved by: Illinois Department of Public Health (Expires 3 years from exam date)  
Indiana State Department of Health (Expires 3 years from exam date)  
U.S. Environmental Protection Agency

## **Appendix B**

### **Table I - Asbestos Bulk Sampling Results Table**



**Table I - Asbestos Results Summary Table**

City of Harvey  
76 W. 151st Street  
Harvey, Illinois

Sample ID	Material Sampled	Location	% Asbestos
1	gray roof shingle	Exterior	None Detected
2	black roof tar paper	Exterior	None Detected
3	green siding shingle	Exterior	None Detected
4	black siding tar paper	Exterior	None Detected
5	white drywall wall	bathroom	None Detected
6	white drywall compound	bathroom	<b>2% chrysotile</b>
7	1'x1' white ceiling tile	living room	None Detected
8	gray blown-in ceiling insulation	bedroom	None Detected
9	12"x12" white/green floor tile	living room	None Detected
10	white mastic under sample #09	living room	None Detected
11	green sheet flooring	living room	None Detected
12	12"x12" white floor tile	bathroom	<b>2% chrysotile</b>
13	white mastic under sample #12	bathroom	None Detected
14	brown and red sheet flooring	bathroom	None Detected
15	black tar paper under sample #14	bathroom	None Detected

## **Appendix C**

### **Asbestos Analytical Results and Laboratory Certifications**



**The Identification Specialists**

Analysis Report  
prepared for  
Environmental Consulting Group

**Report Date: 8/31/2021**

**Project Name: City Of Harvey**

**Project #: AA213091-654**

**SanAir ID#: 21045448**



NVLAP LAB CODE 200870-0

1551 Oakbridge Dr. Suite B | Powhatan, Virginia 23139-8061  
888.895.1177 | 804.897.1177 | fax: 804.897.0070 | [IAQ@SanAir.com](mailto:IAQ@SanAir.com) | [SanAir.com](http://SanAir.com)



SanAir ID Number

21045448

FINAL REPORT

8/31/2021 4:27:18 PM

**Name:** Environmental Consulting Group  
**Address:** 105 S. York Road, Suite 250  
Elmhurst, IL 60126  
**Phone:** 630-607-0060

**Project Number:** AA213091-654  
**P.O. Number:**  
**Project Name:** City Of Harvey  
**Collected Date:** 8/24/2021  
**Received Date:** 8/27/2021 9:25:00 AM

Dear Thad Ryniak,

We at SanAir would like to thank you for the work you recently submitted. The 15 sample(s) were received on Friday, August 27, 2021 via FedEx. The final report(s) is enclosed for the following sample(s): 01, 02, 03, 04, 05, 06, 07, 08, 09, 11, 12, 13, 14, 15. The following sample(s) were unusable and were not tested: 10

These results only pertain to this job and should not be used in the interpretation of any other job. This report is only complete in its entirety. Refer to the listing below of the pages included in a complete final report.

Sincerely,

A handwritten signature in black ink that reads "Sandra Sobrino". The signature is fluid and cursive.

Sandra Sobrino  
Asbestos & Materials Laboratory Manager  
SanAir Technologies Laboratory

**Final Report Includes:**

- Cover Letter
- Analysis Pages
- Disclaimers and Additional Information

**Sample conditions:**

- 14 samples in Good condition.
- 1 samples in Sample Not Received condition. (#10)





SanAir ID Number

21045448

FINAL REPORT

8/31/2021 4:27:18 PM

**Name:** Environmental Consulting Group  
**Address:** 105 S. York Road, Suite 250  
Elmhurst, IL 60126  
**Phone:** 630-607-0060

**Project Number:** AA213091-654**P.O. Number:****Project Name:** City Of Harvey**Collected Date:** 8/24/2021**Received Date:** 8/27/2021 9:25:00 AM

Analyst: Roseblock, Mary

**Asbestos Bulk PLM EPA 600/R-93/116**

SanAir ID / Description	Stereoscopic	Components		Asbestos Fibers
	Appearance	% Fibrous	% Non-fibrous	
01 / 21045448-001 Roof Shingle Exterior	Gray Non-Fibrous Heterogeneous	10% Cellulose	90% Other	None Detected
02 / 21045448-002 Roof Tar Paper Exterior	Black Fibrous Heterogeneous	65% Cellulose	35% Other	None Detected
03 / 21045448-003 Siding Shingle Exterior	Green Fibrous Heterogeneous	60% Cellulose	40% Other	None Detected
04 / 21045448-004 Siding Tar Paper Exterior	Black Fibrous Homogeneous	65% Cellulose	35% Other	None Detected
05 / 21045448-005 Drywall Wall Bathroom	Tan Non-Fibrous Homogeneous	5% Cellulose	95% Other	None Detected
06 / 21045448-006 Drywall Compound Bathroom	Tan Non-Fibrous Homogeneous		98% Other	2% Chrysotile
07 / 21045448-007 1x1 Ceiling Tile Living Room	Tan Fibrous Homogeneous	99% Cellulose	1% Other	None Detected
08 / 21045448-008 Blown In Ceiling Insulation Bedroom	Gray Fibrous Homogeneous	99% Cellulose	1% Other	None Detected
09 / 21045448-009 12x12 FT Living Room	White Non-Fibrous Homogeneous	20% Cellulose	80% Other	None Detected
10 / 21045448-010 Mastic Under 09 Living Room				Not Submitted

Analyst: *Mary E. Roseblock*

Approved Signatory:

Analysis Date: 8/31/2021

Date: 8/31/2021



SanAir ID Number

21045448

FINAL REPORT

8/31/2021 4:27:18 PM

**Name:** Environmental Consulting Group  
**Address:** 105 S. York Road, Suite 250  
Elmhurst, IL 60126  
**Phone:** 630-607-0060

**Project Number:** AA213091-654**P.O. Number:****Project Name:** City Of Harvey**Collected Date:** 8/24/2021**Received Date:** 8/27/2021 9:25:00 AM

Analyst: Roseblock, Mary

**Asbestos Bulk PLM EPA 600/R-93/116**

SanAir ID / Description	Stereoscopic	Components		Asbestos Fibers
	Appearance	% Fibrous	% Non-fibrous	
11 / 21045448-011 Sheet Flooring Living Room	Green Non-Fibrous Homogeneous	20% Cellulose	80% Other	None Detected
12 / 21045448-012 12x12 FT Bathroom	White Non-Fibrous Homogeneous		97% Other	3% Chrysotile
13 / 21045448-013 Mastic Under 12 Bathroom	White Non-Fibrous Homogeneous		100% Other	None Detected
14 / 21045448-014 Sheet Floor Bathroom	Brown Non-Fibrous Homogeneous		100% Other	None Detected
15 / 21045448-015 Tar Paper Under 19 Bathroom	Black Fibrous Homogeneous	65% Cellulose	35% Other	None Detected

Analyst: *Mary E. Roseblock*

Approved Signatory:

Analysis Date: 8/31/2021

Date: 8/31/2021

## **Disclaimer**

This report is the sole property of the client named on the SanAir Technologies Laboratory chain-of-custody (COC). Results in the report are confidential information intended only for the use by the customer listed on the COC. Neither results nor reports will be discussed with or released to any third party without our client's written permission. The final report shall not be reproduced except in full without written approval of the laboratory to assure that parts of the report are not taken out of context. The information provided in this report applies only to the samples submitted and is relevant only for the date, time, and location of sampling. The accuracy of the results is dependent upon the client's sampling procedure and information provided to the laboratory by the client. SanAir assumes no responsibility for the sampling procedure and will provide evaluation reports based solely on the sample(s) in the condition in which they arrived at the laboratory and information provided by the client on the COC, such as: project number, project name, collection dates, po number, special instructions, samples collected by, sample numbers, sample identifications, sample type, selected analysis type, flow rate, total volume or area, and start stop times that may affect the validity of the results in this report. Samples were received in good condition unless otherwise noted on the report. SanAir assumes no responsibility or liability for the manner in which the results are used or interpreted. This report does not constitute and shall not be used to claim product certification, approval, or endorsement by NVLAP, NIST, or any other U.S. governmental agencies and may not be certified by every local, state, and federal regulatory agencies.

Samples are held for a period of 60 days. Fibers smaller than 5 microns cannot be seen with this method due to scope limitations.

For NY state samples, method EPA 600/M4-82-020 is performed.

### **NYELAP Disclaimer:**

Polarized- light microscopy is not consistently reliable in detecting asbestos in floor covering and similar non-friable organically bound materials. Quantitative transmission electron microscopy is currently the only method that can be used to determine if this material can be considered or treated as non-asbestos containing.

### **Asbestos Certifications**

NVLAP lab code 200870-0

City of Philadelphia: ALL-460

PA Department of Environmental Protection Number: 68-05397

California License Number: 2915

Colorado License Number: AL-23143

Connecticut License Number: PH-0105

Massachusetts License Number: AA000222

Maine License Number: LB-0075, LA-0084

New York ELAP lab ID: 11983

Rhode Island License Number: PCM00126, PLM00126, TEM00126

Texas Department of State Health Services License Number: 300440

Commonwealth of Virginia 3333000323

Washington State License Number: C989

West Virginia License Number: LT000616

Vermont License: AL166318

Louisiana Department of Environmental Quality: 212253, Cert 05088

Revision Date: 8/14/2020

2045448 JAN 2045448

Environmental Consulting Group, Inc.  
105 S. York St., Suite 250  
Elmhurst, IL 60126  
Phone: (630) 607-0060  
Fax: (630) 607-0650



# Asbestos Bulk Sampling Log and Chain of Custody Form

Page: 1 of 1

Project Name: CITY OF CHICAGO  
Project Location: 76 W. 15th STREET, MARSHFIELD  
Date of Collection: 8-24-21  
ECG Project No.: AAZ130011-054

## Chain of Custody Information

Inspector Taking Samples: TIAO LYON  
Person Delivering at Lab and Time: TIAO LYON  
Person Receiving at Lab and Time:

Turn Around: ☐ Immediate ☐ 6 Hrs ☐ 24 Hrs ☒ 48 Hrs ☐ 72 Hrs ☐ 96 Hrs  
Analysis Requested: ☒ PLM ☐ TEM EPA NOB - EPA 600/R-93/116b ☐ Chatfield Method ☐ TEM Qualitative via Filtration Prep Technique  
Report Results: ☒ E-mail: mschleyer@ecg.com ☐ Stop at 1st Positive:

Sample No.	HA	Material Description	Location Sampled
01	1	GRAY ROOF SHINGLE	EXTERIOR
02	2	BLACK ROOF TAR PAPER	
03	3	GREEN SIDING SHINGLE	
04	4	BLACK & TAR PAPER	
05	5	WHITE PLASTER WALL	BATHROOM
06	6	COMPACT	
07		1" x 1" WHITE PLASTER TILE	LIVING ROOM
08		GRAY PLASTER BASEMENT WALL	BEDROOM
09		12" x 12" WHITE GLASS PT	LIVING ROOM
10		WHITE PLASTER WALL ON	
11		GREEN SHEET FLOORING	
12		12" x 12" WHITE PT	BATHROOM
13		WHITE PLASTER WALL ON	

Comments:

JAN 812712 9:55am



United States Department of Commerce  
National Institute of Standards and Technology



---

**Certificate of Accreditation to ISO/IEC 17025:2017**

---

NVLAP LAB CODE: 200870-0

**SanAir Technologies Laboratory, Inc.**  
Powhatan, VA

*is accredited by the National Voluntary Laboratory Accreditation Program for specific services,  
listed on the Scope of Accreditation, for:*

**Asbestos Fiber Analysis**

*This laboratory is accredited in accordance with the recognized International Standard ISO/IEC 17025:2017.  
This accreditation demonstrates technical competence for a defined scope and the operation of a laboratory quality  
management system (refer to joint ISO-ILAC-IAF Communique dated January 2009).*

---

2021-04-01 through 2022-03-31

*Effective Dates*



---

*Tara S. Haman*  
For the National Voluntary Laboratory Accreditation Program

**SCOPE OF ACCREDITATION TO ISO/IEC 17025:2017**

**SanAir Technologies Laboratory, Inc.**

1551 Oakbridge Drive

Suite B

Powhatan, VA 23139

Ms. Sandra Sobrino

Phone: 804-897-1177 Fax: 804-897-0070

Email: [ssobrino@sanair.com](mailto:ssobrino@sanair.com)

<http://www.sanair.com>

**ASBESTOS FIBER ANALYSIS**

**NVLAP LAB CODE 200870-0**

**Bulk Asbestos Analysis**

**Code**

**Description**

18/A01

EPA -- 40 CFR Appendix E to Subpart E of Part 763, Interim Method of the Determination of Asbestos in Bulk Insulation Samples

18/A03

EPA 600/R-93/116: Method for the Determination of Asbestos in Bulk Building Materials


**Airborne Asbestos Analysis**

**Code**

**Description**

18/A02

U.S. EPA's "Interim Transmission Electron Microscopy Analytical Methods-Mandatory and Nonmandatory-and Mandatory Section to Determine Completion of Response Actions" as found in 40 CFR, Part 763, Subpart E, Appendix A.



*For the National Voluntary Laboratory Accreditation Program*

## **Appendix D**

### **XRF Documentation**



## Performance Characteristic Sheet

EFFECTIVE DATE: September 24, 2004

EDITION NO.: 1

### MANUFACTURER AND MODEL:

Make: Niton LLC

Tested Model: XLp 300

Source:  $^{109}\text{Cd}$ 

Note: This PCS is also applicable to the equivalent model variations indicated below, for the Lead-in-Paint K+L variable reading time mode, in the XLi and XLp series:

XLi 300A, XLi 301A, XLi 302A and XLi 303A.

XLp 300A, XLp 301A, XLp 302A and XLp 303A.

XLi 700A, XLi 701A, XLi 702A and XLi 703A.

XLp 700A, XLp 701A, XLp 702A, and XLp 703A.

Note: The XLi and XLp versions refer to the shape of the handle part of the instrument. The differences in the model numbers reflect other modes available, in addition to Lead-in-Paint modes. The manufacturer states that specifications for these instruments are identical for the source, detector, and detector electronics relative to the Lead-in-Paint mode.

## FIELD OPERATION GUIDANCE

### OPERATING PARAMETERS:

Lead-in-Paint K+L variable reading time mode.

### XRF CALIBRATION CHECK LIMITS:

0.8 to 1.2 mg/cm<sup>2</sup> (inclusive)

The calibration of the XRF instrument should be checked using the paint film nearest 1.0 mg/cm<sup>2</sup> in the NIST Standard Reference Material (SRM) used (e.g., for NIST SRM 2579, use the 1.02 mg/cm<sup>2</sup> film).

If readings are outside the acceptable calibration check range, follow the manufacturer's instructions to bring the instruments into control before XRF testing proceeds.

### SUBSTRATE CORRECTION:

For XRF results using Lead-in-Paint K+L variable reading time mode, substrate correction is not needed for:

Brick, Concrete, Drywall, Metal, Plaster, and Wood

### INCONCLUSIVE RANGE OR THRESHOLD:

K+L MODE READING DESCRIPTION	SUBSTRATE	THRESHOLD (mg/cm <sup>2</sup> )
Results not corrected for substrate bias on any substrate	Brick	1.0
	Concrete	1.0
	Drywall	1.0
	Metal	1.0
	Plaster	1.0
	Wood	1.0

## BACKGROUND INFORMATION

### EVALUATION DATA SOURCE AND DATE:

This sheet is supplemental information to be used in conjunction with Chapter 7 of the HUD *Guidelines for the Evaluation and Control of Lead-Based Paint Hazards in Housing* ("HUD Guidelines"). Performance parameters shown on this sheet are calculated from the EPA/HUD evaluation using archived building components. Testing was conducted in August 2004 on 133 testing combinations. The instruments that were used to perform the testing had new sources; one instrument's was installed in November 2003 with 40 mCi initial strength, and the other's was installed June 2004 with 40 mCi initial strength.

### OPERATING PARAMETERS:

Performance parameters shown in this sheet are applicable only when properly operating the instrument using the manufacturer's instructions and procedures described in Chapter 7 of the HUD Guidelines.

### SUBSTRATE CORRECTION VALUE COMPUTATION:

Substrate correction is not needed for brick, concrete, drywall, metal, plaster or wood when using Lead-in-Paint K+L variable reading time mode, the normal operating mode for these instruments. If substrate correction is desired, refer to Chapter 7 of the HUD Guidelines for guidance on correcting XRF results for substrate bias.

### EVALUATING THE QUALITY OF XRF TESTING:

Randomly select ten testing combinations for retesting from each house or from two randomly selected units in multifamily housing. Use the K+L variable time mode readings.

Conduct XRF retesting at the ten testing combinations selected for retesting.

Determine if the XRF testing in the units or house passed or failed the test by applying the steps below.

Compute the Retest Tolerance Limit by the following steps:

Determine XRF results for the original and retest XRF readings. Do not correct the original or retest results for substrate bias. In single-family housing a result is defined as the average of three readings. In multifamily housing, a result is a single reading. Therefore, there will be ten original and ten retest XRF results for each house or for the two selected units.

Calculate the average of the original XRF result and retest XRF result for each testing combination.

Square the average for each testing combination.

Add the ten squared averages together. Call this quantity C.

Multiply the number C by 0.0072. Call this quantity D.

Add the number 0.032 to D. Call this quantity E.

Take the square root of E. Call this quantity F.

Multiply F by 1.645. The result is the Retest Tolerance Limit.

Compute the average of all ten original XRF results.

Compute the average of all ten re-test XRF results.

Find the absolute difference of the two averages.

If the difference is less than the Retest Tolerance Limit, the inspection has passed the retest. If the difference of the overall averages equals or exceeds the Retest Tolerance Limit, this procedure should be repeated with ten new testing combinations. If the difference of the overall averages is equal to or greater than the Retest Tolerance Limit a second time, then the inspection should be considered deficient.

Use of this procedure is estimated to produce a spurious result approximately 1% of the time. That is, results of this procedure will call for further examination when no examination is warranted in approximately 1 out of 100 dwelling units tested.

#### TESTING TIMES:

For the Lead-in-Paint K+L variable reading time mode, the instrument continues to read until it is moved away from the testing surface, terminated by the user, or the instrument software indicates the reading is complete. The following table provides testing time information for this testing mode. The times have been adjusted for source decay, normalized to the initial source strengths as noted above. Source strength and type of substrate will affect actual testing times. At the time of testing, the instruments had source strengths of 26.6 and 36.6 mCi.

Testing Times Using K+L Reading Mode (Seconds)						
	All Data			Median for laboratory-measured lead levels (mg/cm <sup>2</sup> )		
Substrate	25 <sup>th</sup> Percentile	Median	75 <sup>th</sup> Percentile	Pb < 0.25	0.25 ≤ Pb < 1.0	1.0 ≤ Pb
Wood Drywall	4	11	19	11	15	11
Metal	4	12	18	9	12	14
Brick Concrete Plaster	8	16	22	15	18	16

#### CLASSIFICATION RESULTS:

XRF results are classified as positive if they are greater than or equal to the threshold, and negative if they are less than the threshold.

#### DOCUMENTATION:

A document titled *Methodology for XRF Performance Characteristic Sheets* provides an explanation of the statistical methodology used to construct the data in the sheets, and provides empirical results from using the recommended inconclusive ranges or thresholds for specific XRF instruments. For a copy of this document call the National Lead Information Center Clearinghouse at 1-800-424-LEAD.

This XRF Performance Characteristic Sheet was developed by the Midwest Research Institute (MRI) and QuanTech, Inc., under a contract between MRI and the XRF manufacturer. HUD has determined that the information provided here is acceptable when used as guidance in conjunction with Chapter 7, Lead-Based Paint Inspection, of HUD's *Guidelines for the Evaluation and Control of Lead-Based Paint Hazards in Housing*.

## **Appendix E**

### **Table II - Lead-Based Paint Testing Results Table**

**Table II: Lead-Based Paint Testing Results**

76 W. 15th Street

Harvey, Illinois

	A	B	C	D	F	G	H	I	J	K	L	M	N
1	Reading No	Date and Time	Type	Duration	Floor	Side	Room	Component	Substrate	Condition	Color	Results	Lead Concentration (Mg/Cm <sup>2</sup> )
2	858	8/24/2021 14:21	Paint	1.1	FIRST	B	OUTSIDE	WINDOW FRAME	CINDER BLOCK	POOR	WHITE	Negative	0
3	859	8/24/2021 14:22	Paint	5.09	FIRST	B	OUTSIDE	WINDOW FRAME	WOOD	POOR	WHITE	Negative	0.02
4	860	8/24/2021 14:22	Paint	3.28	FIRST	D	OUTSIDE	WINDOW FRAME	WOOD	POOR	WHITE	Negative	0.4
5	861	8/24/2021 14:22	Paint	2.91	FIRST	D	OUTSIDE	WINDOW	WOOD	POOR	WHITE	Negative	0.04
6	862	8/24/2021 14:23	Paint	1.09	FIRST	A	OUTSIDE	DOOR	WOOD	POOR	WHITE	Negative	0
7	863	8/24/2021 14:23	Paint	1.09	FIRST	A	OUTSIDE	DOOR FRAME	WOOD	POOR	WHITE	Negative	0.01
8	864	8/24/2021 14:24	Paint	0.36	FIRST	D	OUTSIDE	EAVE	WOOD	POOR	WHITE	Positive	2.9
9	865	8/24/2021 14:25	Paint	1.09	FIRST	D	DINING ROOM	WALL	DRYWALL	POOR	WHITE	Negative	0
10	866	8/24/2021 14:25	Paint	1.08	FIRST	B	DINING ROOM	WALL	DRYWALL	POOR	WHITE	Negative	0
11	867	8/24/2021 14:25	Paint	1.09	FIRST	B	DINING ROOM	CEILING	DRYWALL	POOR	WHITE	Negative	0
12	868	8/24/2021 14:25	Paint	1.08	FIRST	B	KITCHEN	CEILING	DRYWALL	POOR	WHITE	Negative	0
13	869	8/24/2021 14:25	Paint	1.1	FIRST	B	KITCHEN	WALL	DRYWALL	POOR	YELLOW	Negative	0
14	870	8/24/2021 14:26	Paint	1.08	FIRST	A	BEDROOM 1	WALL	DRYWALL	POOR	BLUE	Negative	0
15	871	8/24/2021 14:26	Paint	1.08	FIRST	D	BEDROOM 1	WALL	DRYWALL	POOR	BLUE	Negative	0
16	872	8/24/2021 14:26	Paint	1.09	FIRST	D	LIVING ROOM	WALL	DRYWALL	POOR	BLUE	Negative	0
17	873	8/24/2021 14:26	Paint	1.08	FIRST	A	LIVING ROOM	WALL	DRYWALL	POOR	BLUE	Negative	0
18	874	8/24/2021 14:26	Paint	1.09	FIRST	C	LIVING ROOM	WALL	DRYWALL	POOR	WHITE	Negative	0
19	875	8/24/2021 14:27	Paint	1.08	FIRST	C	BEDROOM 2	WALL	DRYWALL	POOR	WHITE	Negative	0
20	876	8/24/2021 14:27	Paint	1.09	FIRST	C	BEDROOM 2	DOOR FRAME	DRYWALL	POOR	WHITE	Negative	0
21	877	8/24/2021 14:27	Paint	1.08	FIRST	C	BEDROOM 2	DOOR FRAME	WOOD	POOR	WHITE	Negative	0
22	878	8/24/2021 14:27	Paint	1.08	FIRST	C	BEDROOM 2	WINDOW FRAME	WOOD	POOR	WHITE	Negative	0.01
23	879	8/24/2021 14:27	Paint	1.08	FIRST	C	BEDROOM 2	WINDOW SILL	WOOD	POOR	WHITE	Negative	0



**E n v i r o n m e n t a l   C o n s u l t i n g   G r o u p ,   I n c .**

August 30, 2021

Mr. Timothy Williams  
City of Harvey  
15320 Broadway Avenue  
Harvey, Illinois 60436

Re:    **Asbestos and Lead-Based Paint Testing Report**  
      PIN #29-20-104-005-0000  
      90 E. 159<sup>th</sup> Street  
      Harvey, Illinois

Dear Mr. Williams:

In response to your request, Environmental Consulting Group, Inc. (ECG) has completed testing of suspect asbestos-containing materials (ACMs) and lead-based painted (LBP) components. The samples were collected from the building located at 90 E. 159<sup>th</sup> Street, in Harvey, Illinois. This residence and garage are scheduled for demolition. This report provides an executive summary, an outline of the scope-of-work, and analytical results for the materials tested.

**1.0 Executive Summary**

On August 18, 2021, ECG collected 15 samples of suspect asbestos-containing materials from the subject building. Also, during the inspection a total of eight (8) lead test points (readings) were obtained using an X-Ray Fluorescence (XRF) analyzer.

**The results of testing showed that the following building materials sampled are classified as ACMs:**

- **Silver rooftop paint on roof fields and flashings – throughout rooftop**

**None of the painted components sampled tested positive for lead-based paint during the inspection.**

## **2.0 Scope-of-Work**

The scope-of-work for this project included testing suspect ACMs and LBPs prior to demolition activities. ECG representative Mr. Thad Ryniak completed the sampling on August 18, 2021. Mr. Ryniak is an Illinois Department of Public Health-licensed Asbestos and Lead Risk Assessor.

ECG certifications are located in Appendix A.

## **3.0 Analytical Testing - Asbestos**

Samples were sent for analysis to SanAir Technologies Laboratory (SanAir), located in Powhatan, Virginia. SanAir is recognized under the National Voluntary Laboratory Accreditation Program (NVLAP) as Laboratory #20002946-0. All samples were analyzed by EPA 600/R-93/116 Method using Polarized Light Microscopy (PLM) methods with dispersion staining as described by the interim method of the determination of asbestos in the bulk insulation, Federal Register Volume 47, No 103, May 27, 1982. This is a standard method of analysis in optical mineralogy and the current specified method for the determination of asbestos in bulk samples in Appendix A, Subpart F, 40 CFR Part 763, Section 1.

During analysis, a suspect asbestos-containing material is immersed in a solution of known refractive index and subjected to illumination by polarized light. The characteristic color displays that result enable mineral identification. PLM is an Environmental Protection Agency (EPA)-recognized method for determining asbestos content in bulk samples.

#### **4.0 Inspection Results - Asbestos**

U.S. Environmental Protection Agency (EPA) defines asbestos-containing materials (ACMs) as those materials containing greater than 1% (>1%) asbestos by weight. It should be noted that similar materials may be located in areas concealed by floors, walls, chases, riser columns, etc., and that were otherwise inaccessible during the survey. Any homogeneous materials found in the building similar to those listed as asbestos herein, must be handled as an ACM. Every attempt was made to thoroughly inspect for the presence of suspect ACM throughout the subject building. Representative and random sampling was performed by ECG throughout the subject buildings.

Any additional suspect ACM not specifically listed in this report should be assumed to contain asbestos until it can be sampled and analyzed prior to disturbance, in accordance with applicable regulatory standards.

Table I in Appendix B summarizes the results of the asbestos testing. Analytical results and laboratory certifications are located in Appendix C.

#### **5.0 Analytical Testing – Lead-Based Paint**

A Niton XRF analyzer, model XLp300, was utilized to test building components for the presence of lead-based paint. The XRF utilizes a radioactive cadmium source to determine whether lead is present in a surface. During testing, the cadmium source releases a controlled gamma ray beam onto a surface and, by measuring the diffraction gradient of the reflected emissions, the XRF detector can determine whether or not lead is present in the surface material (e.g. paint). To ensure an accurate reading, the XRF was calibrated at the beginning and end of the inspection.

Required information regarding the XRF analyzer is located in Appendix D.



## **6.0 Inspection Results – Lead-Based Paint**

According to the Environmental Protection Agency (EPA), the definition of lead-based paint is paint with a composition that includes lead at a concentration greater than or equal to one milligram of lead per square centimeter (1.0 mg/cm<sup>2</sup>).

Table II in Appendix E summarizes the lead-based paint testing results. Condition of all painted surfaces tested is also included in Appendix E.

## **7.0 Conclusions**

On August 18, 2021, ECG collected 15 samples of suspect asbestos-containing materials from the subject building. Also, during the inspection a total of 10 lead test points (readings) were obtained using an X-Ray Fluorescence (XRF) analyzer.

**The results of testing showed that the following building materials sampled are classified as ACMs:**


- **Silver rooftop paint on roof fields and flashings – throughout rooftop**

**None of the painted components sampled tested positive for lead-based paint during the inspection.**

If you have any questions or comments, please contact our office.

Sincerely,

**ENVIRONMENTAL CONSULTING GROUP, INC.**

A handwritten signature in black ink, appearing to read "Thad Ryniak", written over a light blue horizontal line.

Thad Ryniak  
Project Manager

**Appendices**

Appendix A – ECG Certifications

Appendix B – Table I - Asbestos Bulk Sampling Results Table

Appendix C – Asbestos Analytical Results and Laboratory Certifications

Appendix D – XRF Documentation

Appendix E – Table II - Lead-Based Paint Testing Results Table

## **Appendix A**

### **ECG Certifications**



525-535 West Jefferson Street • Springfield, Illinois 62761-0001 • [www.dph.illinois.gov](http://www.dph.illinois.gov)

**THAD J RYNIAK**  
400 VILLAGE CIRCLE #302  
WILLOW SPRINGS, IL 60480

4/13/2021



ASBESTOS PROFESSIONAL LICENSE ID NUMBER: 09551

Enclosed is your Asbestos Professional License. Please note the expiration date on the card and in the image depicted below.

**COPY OF THE ASBESTOS PROFESSIONAL LICENSE**

Front of License

Back of License

 <b>ASBESTOS PROFESSIONAL LICENSE</b>			<b>ENDORSEMENTS</b>	<b>TC EXPIRES</b>
<b>ID NUMBER</b> 100 - 09551	<b>ISSUED</b> 4/13/2021	<b>EXPIRES</b> 05/15/2022	INSPECTOR	11/13/2021
<b>THAD J RYNIAK</b> 400 VILLAGE CIRCLE #302 WILLOW SPRINGS, IL 60480 Environmental Health			PROJECT MANAGER AIR SAMPLING PROFESSIONAL	11/14/2021
			<b>Alteration of this license shall result in legal action</b> This license issued under authority of the State of Illinois Department of Public Health This license is valid only when accompanied by a valid training course certificate.	

If you have any questions or need further assistance, contact the Asbestos Program at (217)782-3517 or fax (217)785-5897.

Our WEB address is: [dph.illinois.gov/topics-services/environmental-health-protection/asbestos](http://dph.illinois.gov/topics-services/environmental-health-protection/asbestos)  
EMAIL Address: [dph.asbestos@illinois.gov](mailto:dph.asbestos@illinois.gov)

2020



OCCUPATIONAL TRAINING & SUPPLY, INC.  
7233 S. Adams Street | Willowbrook, IL 60527 | (630) 655-3900 | [www.otssafety.com](http://www.otssafety.com)

# Asbestos Building Inspector Refresher

Occupational Training & Supply, Inc. certifies that

**Thad Ryniak**

has successfully completed the Asbestos Building Inspector Refresher course and has passed the competency exam with a minimum score of 70%. The course is accredited by the Illinois Department of Public Health and Indiana Department of Environmental Management for purposes of accreditation in accordance with EPA 40 CFR 763, Asbestos Hazard Emergency response Act (AHERA) and TSCA Title II.

Course Date: 11/13/2020

Exam Date: 11/13/2020

Expiration Date: 11/13/2021

Certificate Number: BIR2011132441

Kathy DeSalvo, Director



525-535 West Jefferson Street • Springfield, Illinois 62761-0001 • [www.dph.illinois.gov](http://www.dph.illinois.gov)

1/13/2021

LICENSE NUMBER: 011252

Thad J Ryniak  
400 Village Cir., Apt #302  
Willow Springs, IL 60480

### LICENSE APPROVED

IDPH recently received and reviewed your application for lead licensure. Your qualifications have been reviewed and found that you meet the requirements set forth by the Lead Poisoning Prevention Code, Section 845.125. Therefore, your application for lead licensure is now complete. Enclosed please find your lead license card. Please have this identification card with you at all times while conducting lead abatement activities.

IDPH has updated its 7 – Day Notice of Commencement effective immediately. The revised document can be identified by its 9/16 revision date on the bottom left corner. Please discontinue using the old form and begin using the new form as soon as possible. The revised form is located in the same web address that the old form was located (<http://www.dph.illinois.gov/sites/default/files/forms/7-day-notice-leadabatement-mitigation-project-091916.pdf>).



PROTECTING HEALTH, IMPROVING LIVES  
*Nationally Accredited by PHAB*



# Environmental Management Institute

5610 Crawfordsville Road, Suite 15, Indianapolis, Indiana 46224-3714

317/248-4848 • 800/488-8842 • FAX 317/248-4846  
[www.spea.iupui.edu/Envtl\\_mgmt](http://www.spea.iupui.edu/Envtl_mgmt)

This confirms that

**Thad Ryniak**

400 Village Circle #302  
Willow Springs, IL 60480

Completed the 8 Instructional Hour Refresher Course

**Lead Risk Assessor**

Course Date  
July 24, 2019

and Successfully Passed the Examination  
July 24, 2019

Joan B. Ketterman  
Training Manager

Jack E. Leonard  
Instructor

Certificate: LRAR- 3006

Approved by: Illinois Department of Public Health (Expires 3 years from exam date)  
Indiana State Department of Health (Expires 3 years from exam date)  
U.S. Environmental Protection Agency

## **Appendix B**

### **Table I - Asbestos Bulk Sampling Results Table**





**Table I - Asbestos Results Summary Table**

City of Harvey  
90 E. 159th Street  
Harvey, Illinois

Sample ID	Material Sampled	Location	% Asbestos
1	Black roof field - silver paint	Exterior	<b>2% Chrysotile</b>
1	Black roof field - insulation	Exterior	None Detected
2	Black roof flashing - silver paint	Exterior	<b>2% Chrysotile</b>
2	Black roof flashing - insulation	Exterior	None Detected
3	Black roof tar	Exterior	None Detected
4	Red roof shingle	Exterior	None Detected
5	White exterior caulk	Exterior	None Detected
6	White drywall wall	Interior of building	None Detected
7	White drywall compound	Interior of building	None Detected
8	2'x4' white ceiling tile	Interior of building	None Detected
9	12"x12" red floor tile	Interior of building	None Detected
10	12"x12" gray floor tile	Interior of building	None Detected
11	Black mastic under 09	Interior of building	None Detected
12	Black mastic under 10	Interior of building	None Detected



*Prepared by: ECG*

**Table I - Asbestos Results Summary Table**

City of Harvey  
90 E. 159th Street  
Harvey, Illinois

Sample ID	Material Sampled	Location	% Asbestos
13	White textured ceiling	Interior of building	None Detected

## **Appendix C**

### **Asbestos Analytical Results and Laboratory Certifications**



**The Identification Specialists**

Analysis Report  
prepared for  
Environmental Consulting Group

**Report Date: 8/23/2021**

**Project Name: City Of Harvey**

**Project #: AA213091-654**

**SanAir ID#: 21043563**



NVLAP LAB CODE 200870-0

1551 Oakbridge Dr. Suite B | Powhatan, Virginia 23139-8061  
888.895.1177 | 804.897.1177 | fax: 804.897.0070 | [IAQ@SanAir.com](mailto:IAQ@SanAir.com) | [SanAir.com](http://SanAir.com)



SanAir ID Number

21043563

FINAL REPORT

8/23/2021 5:09:19 PM

**Name:** Environmental Consulting Group  
**Address:** 105 S. York Road, Suite 250  
Elmhurst, IL 60126  
**Phone:** 630-607-0060

**Project Number:** AA213091-654  
**P.O. Number:**  
**Project Name:** City Of Harvey  
**Collected Date:** 8/18/2021  
**Received Date:** 8/19/2021 9:45:00 AM

Dear Thad Ryniak,

We at SanAir would like to thank you for the work you recently submitted. The 13 sample(s) were received on Thursday, August 19, 2021 via FedEx. The final report(s) is enclosed for the following sample(s): 01, 02, 03, 04, 05, 06, 07, 08, 09, 10, 11, 12, 13.

These results only pertain to this job and should not be used in the interpretation of any other job. This report is only complete in its entirety. Refer to the listing below of the pages included in a complete final report.

Sincerely,

A handwritten signature in black ink that reads "Sandra Sobrino". The signature is fluid and cursive, with the first name "Sandra" being more prominent.

Sandra Sobrino  
Asbestos & Materials Laboratory Manager  
SanAir Technologies Laboratory

Final Report Includes:

- Cover Letter
- Analysis Pages
- Disclaimers and Additional Information

Sample conditions:

- 13 samples in Good condition.



SanAir ID Number

21043563

FINAL REPORT

8/23/2021 5:09:19 PM

**Name:** Environmental Consulting Group  
**Address:** 105 S. York Road, Suite 250  
Elmhurst, IL 60126  
**Phone:** 630-607-0060

**Project Number:** AA213091-654**P.O. Number:****Project Name:** City Of Harvey**Collected Date:** 8/18/2021**Received Date:** 8/19/2021 9:45:00 AM

Analyst: Childress, Susan

**Asbestos Bulk PLM EPA 600/R-93/116**

SanAir ID / Description	Stereoscopic	Components		Asbestos Fibers
	Appearance	% Fibrous	% Non-fibrous	
01 / 21043563-001 Roof Field Building Exterior, Paint	Silver Non-Fibrous Homogeneous		98% Other	2% Chrysotile
01 / 21043563-001 Roof Field Building Exterior, Roof Field	Black Non-Fibrous Heterogeneous	10% Glass	90% Other	None Detected
02 / 21043563-002 Roof Flashing Building Exterior, Paint	Silver Non-Fibrous Homogeneous		98% Other	2% Chrysotile
02 / 21043563-002 Roof Flashing Building Exterior, Flashing	Black Non-Fibrous Heterogeneous	15% Cellulose	85% Other	None Detected
03 / 21043563-003 Roof Tar Building Exterior	Black Non-Fibrous Heterogeneous	10% Cellulose	90% Other	None Detected
04 / 21043563-004 Roof Shingle Building Exterior	Red Non-Fibrous Heterogeneous	15% Cellulose	85% Other	None Detected
05 / 21043563-005 Exterior Caulk Building Exterior	White Non-Fibrous Homogeneous		100% Other	None Detected
06 / 21043563-006 Drywall Wall Interior Of Building Bar	White Non-Fibrous Homogeneous		100% Other	None Detected
07 / 21043563-007 Drywall Compound Interior Of Building Bar	White Non-Fibrous Homogeneous		100% Other	None Detected
08 / 21043563-008 2x4 Ceiling Tile Interior Of Building Hallway	White Fibrous Homogeneous	45% Cellulose 20% Glass	35% Other	None Detected

Analyst: *Susan P. Childress*

Approved Signatory:

*[Signature]*

Analysis Date: 8/23/2021

Date: 8/23/2021



SanAir ID Number

21043563

FINAL REPORT

8/23/2021 5:09:19 PM

**Name:** Environmental Consulting Group  
**Address:** 105 S. York Road, Suite 250  
Elmhurst, IL 60126  
**Phone:** 630-607-0060

**Project Number:** AA213091-654**P.O. Number:****Project Name:** City Of Harvey**Collected Date:** 8/18/2021**Received Date:** 8/19/2021 9:45:00 AM

Analyst: Childress, Susan

**Asbestos Bulk PLM EPA 600/R-93/116**

SanAir ID / Description	Stereoscopic	Components		Asbestos Fibers
	Appearance	% Fibrous	% Non-fibrous	
09 / 21043563-009 12x12 Floor Tile Interior Of Building Main Area	Red Non-Fibrous Homogeneous		100% Other	None Detected
10 / 21043563-010 12x12 Floor Tile Interior Of Building Main Area	Grey Non-Fibrous Homogeneous		100% Other	None Detected
11 / 21043563-011 Mastic Under 09 Interior Of Building Main Area	Black Non-Fibrous Homogeneous	4% Cellulose	96% Other	None Detected
12 / 21043563-012 Mastic Under 10 Interior Of Building Main Area	Black Non-Fibrous Homogeneous	4% Cellulose	96% Other	None Detected
13 / 21043563-013 Textured Ceiling Front Of Building	White Non-Fibrous Homogeneous		100% Other	None Detected

Analyst: *Susan P. Childress*

Approved Signatory:

*[Signature]*

Analysis Date: 8/23/2021

Date: 8/23/2021

## **Disclaimer**

This report is the sole property of the client named on the SanAir Technologies Laboratory chain-of-custody (COC). Results in the report are confidential information intended only for the use by the customer listed on the COC. Neither results nor reports will be discussed with or released to any third party without our client's written permission. The final report shall not be reproduced except in full without written approval of the laboratory to assure that parts of the report are not taken out of context. The information provided in this report applies only to the samples submitted and is relevant only for the date, time, and location of sampling. The accuracy of the results is dependent upon the client's sampling procedure and information provided to the laboratory by the client. SanAir assumes no responsibility for the sampling procedure and will provide evaluation reports based solely on the sample(s) in the condition in which they arrived at the laboratory and information provided by the client on the COC, such as: project number, project name, collection dates, po number, special instructions, samples collected by, sample numbers, sample identifications, sample type, selected analysis type, flow rate, total volume or area, and start stop times that may affect the validity of the results in this report. Samples were received in good condition unless otherwise noted on the report. SanAir assumes no responsibility or liability for the manner in which the results are used or interpreted. This report does not constitute and shall not be used to claim product certification, approval, or endorsement by NVLAP, NIST, or any other U.S. governmental agencies and may not be certified by every local, state, and federal regulatory agencies.

Samples are held for a period of 60 days. Fibers smaller than 5 microns cannot be seen with this method due to scope limitations.

For NY state samples, method EPA 600/M4-82-020 is performed.

### NYELAP Disclaimer:

Polarized- light microscopy is not consistently reliable in detecting asbestos in floor covering and similar non-friable organically bound materials. Quantitative transmission electron microscopy is currently the only method that can be used to determine if this material can be considered or treated as non-asbestos containing.

### Asbestos Certifications

NVLAP lab code 200870-0

City of Philadelphia: ALL-460

PA Department of Environmental Protection Number: 68-05397

California License Number: 2915

Colorado License Number: AL-23143

Connecticut License Number: PH-0105

Massachusetts License Number: AA000222

Maine License Number: LB-0075, LA-0084

New York ELAP lab ID: 11983

Rhode Island License Number: PCM00126, PLM00126, TEM00126

Texas Department of State Health Services License Number: 300440

Commonwealth of Virginia 3333000323

Washington State License Number: C989

West Virginia License Number: LT000616

Vermont License: AL166318

Louisiana Department of Environmental Quality: 212253, Cert 05088

Revision Date: 8/14/2020



Environmental Consulting Group, Inc.  
105 S. York St., Suite 250  
Elmhurst, IL 60126  
Phone: (630) 607-0060  
Fax: (630) 607-0650

# Asbestos Bulk Sampling Log and Chain of Custody Form

Page: 1 of 1

21043563

8

Project Name CITY OF CHICAGO

Project Location 16 E. 15th STREET, CHICAGO, IL

Date of Collection 8-15-11

ECG Project No. AA119011-054

## Chain of Custody Information

Inspector Taking Samples: THAD BYRIDE

Person Delivering at Lab and Time: THAD BYRIDE

Person Receiving at Lab and Time: \_\_\_\_\_

Turn Around: ☐ Immediate ☐ 6 Hrs ☐ 24 Hrs ☒ 48 Hrs ☐ 72 Hrs ☐ 96 Hrs

Analysis Requested: ☒ PLM ☐ TEM EPA NOB - EPA 600/R-93/116b ☐ Chatfield Method ☐ TEM Qualitative via Filtration Prep Technique

Report Results: ☒ E-mail: tryan@ecg.com ☐ Stop at 1st Positive: \_\_\_\_\_

Sample No.	HA	Material Description	Location Sampled
01	1	Black Asb FIBER	BURIED EXTENDED
02	2	Asb FIBER	
03	3	Asb FIBER	
04	4	Asb FIBER	
05	5	WHITE EXTENDED Asb	
06	6	Asb FIBER	INTERIOR OF BUILDING
07	7	Asb FIBER	
08	8	Asb FIBER	
09	9	Asb FIBER	
10	10	Asb FIBER	
11	11	Asb FIBER	
12	12	Asb FIBER	
13	13	Asb FIBER	

Comments: \_\_\_\_\_

THAD 8/19/11 9:45am

United States Department of Commerce  
National Institute of Standards and Technology



---

**Certificate of Accreditation to ISO/IEC 17025:2017**

---

NVLAP LAB CODE: 200870-0

**SanAir Technologies Laboratory, Inc.**  
Powhatan, VA

*is accredited by the National Voluntary Laboratory Accreditation Program for specific services,  
listed on the Scope of Accreditation, for:*

**Asbestos Fiber Analysis**

*This laboratory is accredited in accordance with the recognized International Standard ISO/IEC 17025:2017.  
This accreditation demonstrates technical competence for a defined scope and the operation of a laboratory quality  
management system (refer to joint ISO-ILAC-IAF Communique dated January 2009).*

---

2021-04-01 through 2022-03-31

*Effective Dates*



---

*Dana S. Haman*  
For the National Voluntary Laboratory Accreditation Program

**SCOPE OF ACCREDITATION TO ISO/IEC 17025:2017**

**SanAir Technologies Laboratory, Inc.**

1551 Oakbridge Drive

Suite B

Powhatan, VA 23139

Ms. Sandra Sobrino

Phone: 804-897-1177 Fax: 804-897-0070

Email: [ssobrino@sanair.com](mailto:ssobrino@sanair.com)

<http://www.sanair.com>

**ASBESTOS FIBER ANALYSIS**

**NVLAP LAB CODE 200870-0**

**Bulk Asbestos Analysis**

**Code**

**Description**

18/A01

EPA -- 40 CFR Appendix E to Subpart E of Part 763, Interim Method of the Determination of Asbestos in Bulk Insulation Samples

18/A03

EPA 600/R-93/116: Method for the Determination of Asbestos in Bulk Building Materials


**Airborne Asbestos Analysis**

**Code**

**Description**

18/A02

U.S. EPA's "Interim Transmission Electron Microscopy Analytical Methods-Mandatory and Nonmandatory-and Mandatory Section to Determine Completion of Response Actions" as found in 40 CFR, Part 763, Subpart E, Appendix A.



*For the National Voluntary Laboratory Accreditation Program*

## **Appendix D**

### **XRF Documentation**

## Performance Characteristic Sheet

EFFECTIVE DATE: September 24, 2004

EDITION NO.: 1

### MANUFACTURER AND MODEL:

Make: Niton LLC

Tested Model: XLp 300

Source:  $^{109}\text{Cd}$ 

Note: This PCS is also applicable to the equivalent model variations indicated below, for the Lead-in-Paint K+L variable reading time mode, in the XLi and XLp series:

XLi 300A, XLi 301A, XLi 302A and XLi 303A.

XLp 300A, XLp 301A, XLp 302A and XLp 303A.

XLi 700A, XLi 701A, XLi 702A and XLi 703A.

XLp 700A, XLp 701A, XLp 702A, and XLp 703A.

Note: The XLi and XLp versions refer to the shape of the handle part of the instrument. The differences in the model numbers reflect other modes available, in addition to Lead-in-Paint modes. The manufacturer states that specifications for these instruments are identical for the source, detector, and detector electronics relative to the Lead-in-Paint mode.

## FIELD OPERATION GUIDANCE

### OPERATING PARAMETERS:

Lead-in-Paint K+L variable reading time mode.

### XRF CALIBRATION CHECK LIMITS:

0.8 to 1.2 mg/cm<sup>2</sup> (inclusive)

The calibration of the XRF instrument should be checked using the paint film nearest 1.0 mg/cm<sup>2</sup> in the NIST Standard Reference Material (SRM) used (e.g., for NIST SRM 2579, use the 1.02 mg/cm<sup>2</sup> film).

If readings are outside the acceptable calibration check range, follow the manufacturer's instructions to bring the instruments into control before XRF testing proceeds.

### SUBSTRATE CORRECTION:

For XRF results using Lead-in-Paint K+L variable reading time mode, substrate correction is not needed for:

Brick, Concrete, Drywall, Metal, Plaster, and Wood

### INCONCLUSIVE RANGE OR THRESHOLD:

K+L MODE READING DESCRIPTION	SUBSTRATE	THRESHOLD (mg/cm <sup>2</sup> )
Results not corrected for substrate bias on any substrate	Brick	1.0
	Concrete	1.0
	Drywall	1.0
	Metal	1.0
	Plaster	1.0
	Wood	1.0

## BACKGROUND INFORMATION

### EVALUATION DATA SOURCE AND DATE:

This sheet is supplemental information to be used in conjunction with Chapter 7 of the HUD *Guidelines for the Evaluation and Control of Lead-Based Paint Hazards in Housing* ("HUD Guidelines"). Performance parameters shown on this sheet are calculated from the EPA/HUD evaluation using archived building components. Testing was conducted in August 2004 on 133 testing combinations. The instruments that were used to perform the testing had new sources; one instrument's was installed in November 2003 with 40 mCi initial strength, and the other's was installed June 2004 with 40 mCi initial strength.

### OPERATING PARAMETERS:

Performance parameters shown in this sheet are applicable only when properly operating the instrument using the manufacturer's instructions and procedures described in Chapter 7 of the HUD Guidelines.

### SUBSTRATE CORRECTION VALUE COMPUTATION:

Substrate correction is not needed for brick, concrete, drywall, metal, plaster or wood when using Lead-in-Paint K+L variable reading time mode, the normal operating mode for these instruments. If substrate correction is desired, refer to Chapter 7 of the HUD Guidelines for guidance on correcting XRF results for substrate bias.

### EVALUATING THE QUALITY OF XRF TESTING:

Randomly select ten testing combinations for retesting from each house or from two randomly selected units in multifamily housing. Use the K+L variable time mode readings.

Conduct XRF retesting at the ten testing combinations selected for retesting.

Determine if the XRF testing in the units or house passed or failed the test by applying the steps below.

Compute the Retest Tolerance Limit by the following steps:

Determine XRF results for the original and retest XRF readings. Do not correct the original or retest results for substrate bias. In single-family housing a result is defined as the average of three readings. In multifamily housing, a result is a single reading. Therefore, there will be ten original and ten retest XRF results for each house or for the two selected units.

Calculate the average of the original XRF result and retest XRF result for each testing combination.

Square the average for each testing combination.

Add the ten squared averages together. Call this quantity C.

Multiply the number C by 0.0072. Call this quantity D.

Add the number 0.032 to D. Call this quantity E.

Take the square root of E. Call this quantity F.

Multiply F by 1.645. The result is the Retest Tolerance Limit.

Compute the average of all ten original XRF results.

Compute the average of all ten re-test XRF results.

Find the absolute difference of the two averages.

If the difference is less than the Retest Tolerance Limit, the inspection has passed the retest. If the difference of the overall averages equals or exceeds the Retest Tolerance Limit, this procedure should be repeated with ten new testing combinations. If the difference of the overall averages is equal to or greater than the Retest Tolerance Limit a second time, then the inspection should be considered deficient.

Use of this procedure is estimated to produce a spurious result approximately 1% of the time. That is, results of this procedure will call for further examination when no examination is warranted in approximately 1 out of 100 dwelling units tested.

#### TESTING TIMES:

For the Lead-in-Paint K+L variable reading time mode, the instrument continues to read until it is moved away from the testing surface, terminated by the user, or the instrument software indicates the reading is complete. The following table provides testing time information for this testing mode. The times have been adjusted for source decay, normalized to the initial source strengths as noted above. Source strength and type of substrate will affect actual testing times. At the time of testing, the instruments had source strengths of 26.6 and 36.6 mCi.

Testing Times Using K+L Reading Mode (Seconds)						
	All Data			Median for laboratory-measured lead levels (mg/cm <sup>2</sup> )		
Substrate	25 <sup>th</sup> Percentile	Median	75 <sup>th</sup> Percentile	Pb < 0.25	0.25 ≤ Pb < 1.0	1.0 ≤ Pb
Wood Drywall	4	11	19	11	15	11
Metal	4	12	18	9	12	14
Brick Concrete Plaster	8	16	22	15	18	16

#### CLASSIFICATION RESULTS:

XRF results are classified as positive if they are greater than or equal to the threshold, and negative if they are less than the threshold.

#### DOCUMENTATION:

A document titled *Methodology for XRF Performance Characteristic Sheets* provides an explanation of the statistical methodology used to construct the data in the sheets, and provides empirical results from using the recommended inconclusive ranges or thresholds for specific XRF instruments. For a copy of this document call the National Lead Information Center Clearinghouse at 1-800-424-LEAD.

This XRF Performance Characteristic Sheet was developed by the Midwest Research Institute (MRI) and QuanTech, Inc., under a contract between MRI and the XRF manufacturer. HUD has determined that the information provided here is acceptable when used as guidance in conjunction with Chapter 7, Lead-Based Paint Inspection, of HUD's *Guidelines for the Evaluation and Control of Lead-Based Paint Hazards in Housing*.

## **Appendix E**

### **Table II - Lead-Based Paint Testing Results Table**



**Table II: Lead-Based Paint Testing Results**

90 E. 159th Street

Harvey, Illinois

	A	B	C	D	F	G	H	I	J	K	L	M	N
1	Reading No	Date and Time	Type	Duration	Floor	Side	Room	Component	Substrate	Condition	Color	Results	Lead Concentration (Mg/Cm <sup>2</sup> )
2	618	8/18/2021 13:21	Paint	1.1	FIRST	B	EXTERIOR	DOOR	METAL	INTACT	BROWN	Negative	0
3	619	8/18/2021 13:21	Paint	1.09	FIRST	B	EXTERIOR	DOOR FRAME	METAL	INTACT	BROWN	Negative	0
4	620	8/18/2021 13:21	Paint	1.1	FIRST	D	EXTERIOR	WALL	WOOD	INTACT	BROWN	Negative	0
5	621	8/18/2021 13:22	Paint	1.1	FIRST	D	EXTERIOR	TRIM	WOOD	INTACT	BROWN	Negative	0
6	622	8/18/2021 13:22	Paint	3.27	FIRST	D	EXTERIOR	WINDOW FRAME	WOOD	INTACT	BROWN	Negative	0
7	623	8/18/2021 13:22	Paint	2.17	FIRST	D	EXTERIOR	WINDOW SILL	CONCRETE	INTACT	BROWN	Negative	0
8	624	8/18/2021 13:23	Paint	1.09	FIRST	D	KITCHEN	CEILING	DRYWALL	POOR	WHITE	Negative	0
9	625	8/18/2021 13:23	Paint	1.1	FIRST	D	BAR	CEILING	DRYWALL	POOR	WHITE	Negative	0
10	626	8/18/2021 13:24	Paint	1.09	FIRST	A	FOYER	CEILING	DRYWALL	POOR	WHITE	Negative	0.01
11	627	8/18/2021 13:24	Paint	1.09	FIRST	D	FOYER	DOOR	METAL	POOR	WHITE	Negative	0



**E n v i r o n m e n t a l   C o n s u l t i n g   G r o u p ,   I n c .**

August 31, 2021

Mr. Timothy Williams  
City of Harvey  
15320 Broadway Avenue  
Harvey, Illinois 60436

Re:    **Asbestos and Lead-Based Paint Testing Report**  
      PIN #29-18-117-005-0000  
      176 W. 154<sup>th</sup> Street  
      Harvey, Illinois

Dear Mr. Williams:

In response to your request, Environmental Consulting Group, Inc. (ECG) has completed testing of suspect asbestos-containing materials (ACMs) and lead-based painted (LBP) components. The samples were collected from the building located at 176 W. 154<sup>th</sup> Street, in Harvey, Illinois. This building is scheduled for demolition. This report provides an executive summary, an outline of the scope-of-work, and analytical results for the materials tested.

**1.0 Executive Summary**

On August 19, 2021, ECG collected 25 samples of suspect asbestos-containing materials from the subject building. Also, during the inspection a total of 21 lead test points (readings) were obtained using an X-Ray Fluorescence (XRF) analyzer.

**The results of testing showed that the following building materials sampled are classified as ACMs:**

- **9"x9" brown floor tile and associated black mastic – throughout building**

**None of the painted components sampled tested positive for lead-based paint during the inspection.**

## **2.0 Scope-of-Work**

The scope-of-work for this project included testing suspect ACMs and LBPs prior to demolition activities. ECG representative Mr. Thad Ryniak completed the sampling on August 19, 2021. Mr. Ryniak is an Illinois Department of Public Health-licensed Asbestos and Lead Risk Assessor.

ECG certifications are located in Appendix A.

## **3.0 Analytical Testing - Asbestos**

Samples were sent for analysis to SanAir Technologies Laboratory (SanAir), located in Powhatan, Virginia. SanAir is recognized under the National Voluntary Laboratory Accreditation Program (NVLAP) as Laboratory #20002946-0. All samples were analyzed by EPA 600/R-93/116 Method using Polarized Light Microscopy (PLM) methods with dispersion staining as described by the interim method of the determination of asbestos in the bulk insulation, Federal Register Volume 47, No 103, May 27, 1982. This is a standard method of analysis in optical mineralogy and the current specified method for the determination of asbestos in bulk samples in Appendix A, Subpart F, 40 CFR Part 763, Section 1.

During analysis, a suspect asbestos-containing material is immersed in a solution of known refractive index and subjected to illumination by polarized light. The characteristic color displays that result enable mineral identification. PLM is an Environmental Protection Agency (EPA)-recognized method for determining asbestos content in bulk samples.

#### **4.0 Inspection Results - Asbestos**

U.S. Environmental Protection Agency (EPA) defines asbestos-containing materials (ACMs) as those materials containing greater than 1% (>1%) asbestos by weight. It should be noted that similar materials may be located in areas concealed by floors, walls, chases, riser columns, etc., and that were otherwise inaccessible during the survey. Any homogeneous materials found in the building similar to those listed as asbestos herein, must be handled as an ACM. Every attempt was made to thoroughly inspect for the presence of suspect ACM throughout the subject building. Representative and random sampling was performed by ECG throughout the subject buildings.

Any additional suspect ACM not specifically listed in this report should be assumed to contain asbestos until it can be sampled and analyzed prior to disturbance, in accordance with applicable regulatory standards.

Table I in Appendix B summarizes the results of the asbestos testing. Analytical results and laboratory certifications are located in Appendix C.

#### **5.0 Analytical Testing – Lead-Based Paint**

A Niton XRF analyzer, model XLp300, was utilized to test building components for the presence of lead-based paint. The XRF utilizes a radioactive cadmium source to determine whether lead is present in a surface. During testing, the cadmium source releases a controlled gamma ray beam onto a surface and, by measuring the diffraction gradient of the reflected emissions, the XRF detector can determine whether or not lead is present in the surface material (e.g. paint). To ensure an accurate reading, the XRF was calibrated at the beginning and end of the inspection.

Required information regarding the XRF analyzer is located in Appendix D.

## **6.0 Inspection Results – Lead-Based Paint**

According to the Environmental Protection Agency (EPA), the definition of lead-based paint is paint with a composition that includes lead at a concentration greater than or equal to one milligram of lead per square centimeter (1.0 mg/cm<sup>2</sup>).

Table II in Appendix E summarizes the lead-based paint testing results. Condition of all painted surfaces tested is also included in Appendix E. Positive readings area highlighted in red.

## **7.0 Conclusions**

On August 19, 2021, ECG collected 25 samples of suspect asbestos-containing materials from the subject building. Also, during the inspection a total of 21 lead test points (readings) were obtained using an X-Ray Fluorescence (XRF) analyzer.

**The results of testing showed that the following building materials sampled are classified as ACMs:**


- **9"x9" brown floor tile and associated black mastic – throughout building**

**None of the painted components sampled tested positive for lead-based paint during the inspection.**

If you have any questions or comments, please contact our office.

Sincerely,

**ENVIRONMENTAL CONSULTING GROUP, INC.**



Thad Ryniak  
Project Manager

## **Appendices**

Appendix A – ECG Certifications

Appendix B – Table I - Asbestos Bulk Sampling Results Table

Appendix C – Asbestos Analytical Results and Laboratory Certifications

Appendix D – XRF Documentation

Appendix E – Table II - Lead-Based Paint Testing Results Table

## **Appendix A**

### **ECG Certifications**



525-535 West Jefferson Street • Springfield, Illinois 62761-0001 • [www.dph.illinois.gov](http://www.dph.illinois.gov)

**THAD J RYNIAK**  
400 VILLAGE CIRCLE #302  
WILLOW SPRINGS, IL 60480

4/13/2021



ASBESTOS PROFESSIONAL LICENSE ID NUMBER: 09551

Enclosed is your Asbestos Professional License. Please note the expiration date on the card and in the image depicted below.

**COPY OF THE ASBESTOS PROFESSIONAL LICENSE**

Front of License

Back of License

 <b>ASBESTOS PROFESSIONAL LICENSE</b>			<b>ENDORSEMENTS</b>	<b>TC EXPIRES</b>
<b>ID NUMBER</b> 100 - 09551	<b>ISSUED</b> 4/13/2021	<b>EXPIRES</b> 05/15/2022	INSPECTOR	11/13/2021
<b>THAD J RYNIAK</b> 400 VILLAGE CIRCLE #302 WILLOW SPRINGS, IL 60480 Environmental Health			PROJECT MANAGER AIR SAMPLING PROFESSIONAL	11/14/2021
			<b>Alteration of this license shall result in legal action</b> This license issued under authority of the State of Illinois Department of Public Health This license is valid only when accompanied by a valid training course certificate.	

If you have any questions or need further assistance, contact the Asbestos Program at (217)782-3517 or fax (217)785-5897.

Our WEB address is: [dph.illinois.gov/topics-services/environmental-health-protection/asbestos](http://dph.illinois.gov/topics-services/environmental-health-protection/asbestos)  
EMAIL Address: [dph.asbestos@illinois.gov](mailto:dph.asbestos@illinois.gov)

2020



OCCUPATIONAL TRAINING & SUPPLY, INC.  
7233 S. Adams Street | Willowbrook, IL 60527 | (630) 655-3900 | [www.otssafety.com](http://www.otssafety.com)

# Asbestos Building Inspector Refresher

Occupational Training & Supply, Inc. certifies that

**Thad Ryniak**

has successfully completed the Asbestos Building Inspector Refresher course and has passed the competency exam with a minimum score of 70%. The course is accredited by the Illinois Department of Public Health and Indiana Department of Environmental Management for purposes of accreditation in accordance with EPA 40 CFR 763, Asbestos Hazard Emergency response Act (AHERA) and TSCA Title II.

Course Date: 11/13/2020

Exam Date: 11/13/2020

Expiration Date: 11/13/2021

Certificate Number: BIR2011132441

Kathy DeSalvo, Director





525-535 West Jefferson Street • Springfield, Illinois 62761-0001 • [www.dph.illinois.gov](http://www.dph.illinois.gov)

1/13/2021

LICENSE NUMBER: 011252

Thad J Ryniak  
400 Village Cir., Apt #302  
Willow Springs, IL 60480

### LICENSE APPROVED

IDPH recently received and reviewed your application for lead licensure. Your qualifications have been reviewed and found that you meet the requirements set forth by the Lead Poisoning Prevention Code, Section 845.125. Therefore, your application for lead licensure is now complete. Enclosed please find your lead license card. Please have this identification card with you at all times while conducting lead abatement activities.

IDPH has updated its 7 – Day Notice of Commencement effective immediately. The revised document can be identified by its 9/16 revision date on the bottom left corner. Please discontinue using the old form and begin using the new form as soon as possible. The revised form is located in the same web address that the old form was located (<http://www.dph.illinois.gov/sites/default/files/forms/7-day-notice-leadabatement-mitigation-project-091916.pdf>).



**PROTECTING HEALTH, IMPROVING LIVES**  
*Nationally Accredited by PHAB*



# Environmental Management Institute

5610 Crawfordsville Road, Suite 15, Indianapolis, Indiana 46224-3714

317/248-4848 • 800/488-8842 • FAX 317/248-4846  
[www.spea.iupui.edu/Envtl\\_mgmt](http://www.spea.iupui.edu/Envtl_mgmt)

This confirms that

**Thad Ryniak**

400 Village Circle #302  
Willow Springs, IL 60480

Completed the 8 Instructional Hour Refresher Course

**Lead Risk Assessor**

Course Date  
July 24, 2019

and Successfully Passed the Examination  
July 24, 2019

Joan B. Ketterman  
Training Manager

Jack E. Leonard  
Instructor

Certificate: LRAR- 3006

Approved by: Illinois Department of Public Health (Expires 3 years from exam date)  
Indiana State Department of Health (Expires 3 years from exam date)  
U.S. Environmental Protection Agency

## **Appendix B**

### **Table I - Asbestos Bulk Sampling Results Table**



**Table I - Asbestos Results Summary Table**

City of Harvey  
176 W. 154th Street  
Harvey, Illinois

Sample ID	Material Sampled	Location	% Asbestos
1	Brown roof shingle	Exterior	None Detected
2	Black roof tar paper	Exterior	None Detected
3	White exterior caulk	Exterior	None Detected
4	White drywall wall	1st floor south	None Detected
5	White drywall wall	1st floor north	None Detected
6	White drywall wall	2nd floor north	None Detected
7	White drywall compound	1st floor south	None Detected
8	White drywall compound	1st floor north	None Detected
9	White drywall compound	2nd floor north	None Detected
10	12"x12" white with brown floor tile	1st floor south	None Detected
11	12"x12" white floor tile	1st floor north	None Detected
12	12"x12" white floor tile	2nd floor north	None Detected
13	12"x12" white floor tile	2nd floor south	None Detected
14	Yellow mastic under 10	1st floor south	None Detected



**Table I - Asbestos Results Summary Table**

City of Harvey  
176 W. 154th Street  
Harvey, Illinois

Sample ID	Material Sampled	Location	% Asbestos
15	Yellow mastic under 11	1st floor north	None Detected
16	Yellow mastic under 12	2nd floor north	None Detected
17	Yellow mastic under 13	2nd floor south	None Detected
18	9"x9" brown floor tile	1st floor north	<b>3% Chrysotile</b>
19	9"x9" brown floor tile	1st floor south	<b>Not analyzed - assume positive</b>
20	9"x9" brown floor tile	2nd floor north	<b>Not analyzed - assume positive</b>
21	9"x9" brown floor tile	2nd floor south	<b>Not analyzed - assume positive</b>
22	Black mastic under sample 18	1st floor north	<b>3% Chrysotile</b>
23	Black mastic under sample 18	1st floor south	<b>Not analyzed - assume positive</b>
24	Black mastic under sample 18	2nd floor north	<b>Not analyzed - assume positive</b>
25	Black mastic under sample 18	2nd floor south	<b>Not analyzed - assume positive</b>

## **Appendix C**

### **Asbestos Analytical Results and Laboratory Certifications**



**The Identification Specialists**

Analysis Report  
prepared for  
Environmental Consulting Group

**Report Date: 8/25/2021**

**Project Name: City Of Harvey**

**Project #: AA213091-654**

**SanAir ID#: 21043863**



NVLAP LAB CODE 200870-0

1551 Oakbridge Dr. Suite B | Powhatan, Virginia 23139-8061  
888.895.1177 | 804.897.1177 | fax: 804.897.0070 | [IAQ@SanAir.com](mailto:IAQ@SanAir.com) | [SanAir.com](http://SanAir.com)



SanAir ID Number

21043863

FINAL REPORT

8/25/2021 10:48:46 AM

**Name:** Environmental Consulting Group  
**Address:** 105 S. York Road, Suite 250  
Elmhurst, IL 60126  
**Phone:** 630-607-0060

**Project Number:** AA213091-654  
**P.O. Number:**  
**Project Name:** City Of Harvey  
**Collected Date:** 8/19/2021  
**Received Date:** 8/20/2021 9:55:00 AM

Dear Thad Ryniak,

We at SanAir would like to thank you for the work you recently submitted. The 25 sample(s) were received on Friday, August 20, 2021 via FedEx. The final report(s) is enclosed for the following sample(s): 01, 02, 03, 04, 05, 06, 07, 08, 09, 10, 11, 12, 13, 14, 15, 16, 17, 18, 19, 20, 21, 22, 23, 24, 25.

These results only pertain to this job and should not be used in the interpretation of any other job. This report is only complete in its entirety. Refer to the listing below of the pages included in a complete final report.

Sincerely,

A handwritten signature in black ink that reads "Sandra Sobrino". The signature is fluid and cursive, with the first name "Sandra" being more prominent than the last name "Sobrino".

Sandra Sobrino  
Asbestos & Materials Laboratory Manager  
SanAir Technologies Laboratory

**Final Report Includes:**

- Cover Letter
- Analysis Pages
- Disclaimers and Additional Information

**Sample conditions:**

- 25 samples in Good condition.





SanAir ID Number

21043863

FINAL REPORT

8/25/2021 10:48:46 AM

**Name:** Environmental Consulting Group  
**Address:** 105 S. York Road, Suite 250  
Elmhurst, IL 60126  
**Phone:** 630-607-0060

**Project Number:** AA213091-654**P.O. Number:****Project Name:** City Of Harvey**Collected Date:** 8/19/2021**Received Date:** 8/20/2021 9:55:00 AM

Analyst: Childress, Susan

**Asbestos Bulk PLM EPA 600/R-93/116**

SanAir ID / Description	Stereoscopic	Components		Asbestos Fibers
	Appearance	% Fibrous	% Non-fibrous	
01 / 21043863-001 Roof Shingle Building Exterior	Brown Non-Fibrous Heterogeneous	10% Glass	90% Other	None Detected
02 / 21043863-002 Roof Tar Paper Building Exterior	Black Non-Fibrous Homogeneous	40% Cellulose	60% Other	None Detected
03 / 21043863-003 Exterior Caulk Building Exterior	White Non-Fibrous Homogeneous		100% Other	None Detected
04 / 21043863-004 Drywall Wall 1st Floor South Unit	White Non-Fibrous Homogeneous	< 1% Cellulose < 1% Glass	100% Other	None Detected
05 / 21043863-005 Drywall Wall 1st Floor North Unit	White Non-Fibrous Homogeneous	5% Cellulose < 1% Glass	95% Other	None Detected
06 / 21043863-006 Drywall Wall 2nd Floor North Side Unit	White Non-Fibrous Homogeneous	< 1% Cellulose < 1% Glass	100% Other	None Detected
07 / 21043863-007 Drywall Compound 1st Floor South Unit	White Non-Fibrous Homogeneous		100% Other	None Detected
08 / 21043863-008 Drywall Compound 1st Floor North Unit	White Non-Fibrous Homogeneous		100% Other	None Detected
09 / 21043863-009 Drywall Compound 2nd Floor North Side Unit	White Non-Fibrous Homogeneous		100% Other	None Detected
10 / 21043863-010 12"x12" Stick On FT 1st Fl South Unit	Various Non-Fibrous Homogeneous		100% Other	None Detected

Analyst: *Susan P. Childress*

Approved Signatory:

*Johnathan Wilson*

Analysis Date: 8/25/2021

Date: 8/25/2021



SanAir ID Number

21043863

FINAL REPORT

8/25/2021 10:48:46 AM

**Name:** Environmental Consulting Group  
**Address:** 105 S. York Road, Suite 250  
Elmhurst, IL 60126  
**Phone:** 630-607-0060

**Project Number:** AA213091-654**P.O. Number:****Project Name:** City Of Harvey**Collected Date:** 8/19/2021**Received Date:** 8/20/2021 9:55:00 AM

Analyst: Childress, Susan

**Asbestos Bulk PLM EPA 600/R-93/116**

SanAir ID / Description	Stereoscopic	Components		Asbestos Fibers
	Appearance	% Fibrous	% Non-fibrous	
11 / 21043863-011 12"x12" Stick On FT 1st Fl North Unit	White Non-Fibrous Homogeneous		100% Other	None Detected
12 / 21043863-012 12"x12" Stick On FT 2nd Floor North Unit	White Non-Fibrous Homogeneous		100% Other	None Detected
13 / 21043863-013 12"x12" Stick On FT 2nd Floor South Unit	White Non-Fibrous Homogeneous		100% Other	None Detected
14 / 21043863-014 Mastic Under 10 1st Floor South Unit	Clear Non-Fibrous Homogeneous		100% Other	None Detected
15 / 21043863-015 Mastic Under 11 1st Floor North Unit	Clear Non-Fibrous Homogeneous		100% Other	None Detected
16 / 21043863-016 Mastic Under 12 2nd Floor North Unit	Yellow Non-Fibrous Homogeneous		100% Other	None Detected
17 / 21043863-017 Mastic Under 13 2nd Floor South Unit	Clear Non-Fibrous Homogeneous		100% Other	None Detected
18 / 21043863-018 9"x9" Floor Tile 1st Floor North Unit	Brown Non-Fibrous Homogeneous		98% Other	2% Chrysotile
19 / 21043863-019 9"x9" Floor Tile 1st Floor South Unit				Not Analyzed
20 / 21043863-020 9"x9" Floor Tile 2nd Floor North Unit				Not Analyzed

Analyst: *Susan P. Childress*

Approved Signatory:

*Johnathan Wilson*

Analysis Date: 8/25/2021

Date: 8/25/2021



SanAir ID Number

21043863

FINAL REPORT

8/25/2021 10:48:46 AM

**Name:** Environmental Consulting Group**Address:** 105 S. York Road, Suite 250

Elmhurst, IL 60126

**Phone:** 630-607-0060**Project Number:** AA213091-654**P.O. Number:****Project Name:** City Of Harvey**Collected Date:** 8/19/2021**Received Date:** 8/20/2021 9:55:00 AM

Analyst: Childress, Susan

**Asbestos Bulk PLM EPA 600/R-93/116**

SanAir ID / Description	Stereoscopic	Components		Asbestos Fibers
	Appearance	% Fibrous	% Non-fibrous	
21 / 21043863-021 9"x9" Floor Tile 2nd Floor South Unit				Not Analyzed
22 / 21043863-022 Mastic Under 18 1st Floor North Unit	Black Non-Fibrous Homogeneous		97% Other	3% Chrysotile
23 / 21043863-023 Mastic Under 19 1st Floor North Unit				Not Analyzed
24 / 21043863-024 Mastic Under 20 2nd Floor North Unit				Not Analyzed
25 / 21043863-025 Mastic Under 21 2nd Floor South Unit				Not Analyzed

Analyst: *Susan P. Childress*

Approved Signatory:

*Johnathan Wilson*

Analysis Date: 8/25/2021

Date: 8/25/2021

## **Disclaimer**

This report is the sole property of the client named on the SanAir Technologies Laboratory chain-of-custody (COC). Results in the report are confidential information intended only for the use by the customer listed on the COC. Neither results nor reports will be discussed with or released to any third party without our client's written permission. The final report shall not be reproduced except in full without written approval of the laboratory to assure that parts of the report are not taken out of context. The information provided in this report applies only to the samples submitted and is relevant only for the date, time, and location of sampling. The accuracy of the results is dependent upon the client's sampling procedure and information provided to the laboratory by the client. SanAir assumes no responsibility for the sampling procedure and will provide evaluation reports based solely on the sample(s) in the condition in which they arrived at the laboratory and information provided by the client on the COC, such as: project number, project name, collection dates, po number, special instructions, samples collected by, sample numbers, sample identifications, sample type, selected analysis type, flow rate, total volume or area, and start stop times that may affect the validity of the results in this report. Samples were received in good condition unless otherwise noted on the report. SanAir assumes no responsibility or liability for the manner in which the results are used or interpreted. This report does not constitute and shall not be used to claim product certification, approval, or endorsement by NVLAP, NIST, or any other U.S. governmental agencies and may not be certified by every local, state, and federal regulatory agencies.

Samples are held for a period of 60 days. Fibers smaller than 5 microns cannot be seen with this method due to scope limitations.

For NY state samples, method EPA 600/M4-82-020 is performed.

### **NYELAP Disclaimer:**

Polarized- light microscopy is not consistently reliable in detecting asbestos in floor covering and similar non-friable organically bound materials. Quantitative transmission electron microscopy is currently the only method that can be used to determine if this material can be considered or treated as non-asbestos containing.

### **Asbestos Certifications**

NVLAP lab code 200870-0

City of Philadelphia: ALL-460

PA Department of Environmental Protection Number: 68-05397

California License Number: 2915

Colorado License Number: AL-23143

Connecticut License Number: PH-0105

Massachusetts License Number: AA000222

Maine License Number: LB-0075, LA-0084

New York ELAP lab ID: 11983

Rhode Island License Number: PCM00126, PLM00126, TEM00126

Texas Department of State Health Services License Number: 300440

Commonwealth of Virginia 3333000323

Washington State License Number: C989

West Virginia License Number: LT000616

Vermont License: AL166318

Louisiana Department of Environmental Quality: 212253, Cert 05088

Revision Date: 8/14/2020

Environmental Consulting Group, Inc.  
105 S. York St., Suite 250  
Elmhurst, IL 60126  
Phone: (630) 607-0060  
Fax: (630) 607-0650

**Asbestos Bulk Sampling Log  
and Chain of Custody Form**

Page: 1 of 2

210430623

Project Name City of Harvey

Project Location 610 W. 154th Street, Harvey, IL

Date of Collection 8-14-21

ECG Project No. AK213091-654

**Chain of Custody Information**

Inspector Taking Samples: THAD EYER

Person Delivering at Lab and Time: THAD EYER

Person Receiving at Lab and Time: CU 8/20/21 9:55AM

Turn Around ☐ Immediate ☐ 6 Hrs ☐ 24 Hrs ☒ 48 Hrs ☐ 72 Hrs ☐ 96 Hrs

Analysis Requested: ☒ PLM ☐ TEM EPA NOB - EPA 600/R-93/116b ☐ Chatfield Method ☐ TEM Qualitative via Filtration Prep Technique

Report Results: ☒ E-mail: MSCHLEY@ENVCG.COM ☒ Stop at 1st Positive

Sample No.	HA	Material Description	Location Sampled
01	1	BROWN ROOF SHINGLE	BROWN EXTENDED
02	2	BROWN ROOF TAR PAPER	↓
03	3	WHITE EXTENDED CARPET	↓
04	4	PLYWOOD WALL	1ST FLOOR SOUTH UNIT
05	4	↓	↓
06	4	↓	↓
07	5	↓	↓
08	5	↓	↓
09	5	↓	↓
10	6	12" x 12" WHITE WOOD STICKS	1ST FL SOUTH UNIT
11	7	WHITE	↓
12	8	↓	↓
13	9	WHITE	↓

Comments

Environmental Consulting Group, Inc.  
 105 S. York St., Suite 250  
 Elmhurst, IL 60126  
 Phone: (630) 607-0060  
 Fax: (630) 607-0650

# Asbestos Bulk Sampling Log and Chain of Custody Form

Page: 2 of 2

210430023

Project Name: City of Harvey  
 Project Location: 174 W. 154th Street, Harvey, IL  
 Date of Collection: 8-14-21  
 ECG Project No.: AKA213091-654

Sample No.	HA	Material Description	Location Sampled
14	10	Green marble veneer	1st floor South wall
15	11		North
16	12		South
17	13		South
18	14	9" x 9" brown granite tile	1st floor North
19	15		South
20	16		North
21	17		South
22	18	White plastic veneer	North
23	19		South
24	20		North
25	21		South

Comments:

See 8/20/21 9:52am



United States Department of Commerce  
National Institute of Standards and Technology



---

## Certificate of Accreditation to ISO/IEC 17025:2017

---

NVLAP LAB CODE: 200870-0

**SanAir Technologies Laboratory, Inc.**  
Powhatan, VA

*is accredited by the National Voluntary Laboratory Accreditation Program for specific services,  
listed on the Scope of Accreditation, for:*

### **Asbestos Fiber Analysis**

*This laboratory is accredited in accordance with the recognized International Standard ISO/IEC 17025:2017.  
This accreditation demonstrates technical competence for a defined scope and the operation of a laboratory quality  
management system (refer to joint ISO-ILAC-IAF Communique dated January 2009).*

---

2021-04-01 through 2022-03-31

*Effective Dates*



  
For the National Voluntary Laboratory Accreditation Program

**SCOPE OF ACCREDITATION TO ISO/IEC 17025:2017**

**SanAir Technologies Laboratory, Inc.**

1551 Oakbridge Drive

Suite B

Powhatan, VA 23139

Ms. Sandra Sobrino

Phone: 804-897-1177 Fax: 804-897-0070

Email: [ssobrino@sanair.com](mailto:ssobrino@sanair.com)

<http://www.sanair.com>

**ASBESTOS FIBER ANALYSIS**

**NVLAP LAB CODE 200870-0**

**Bulk Asbestos Analysis**

**Code**

**Description**

18/A01

EPA -- 40 CFR Appendix E to Subpart E of Part 763, Interim Method of the Determination of Asbestos in Bulk Insulation Samples

18/A03

EPA 600/R-93/116: Method for the Determination of Asbestos in Bulk Building Materials


**Airborne Asbestos Analysis**

**Code**

**Description**

18/A02

U.S. EPA's "Interim Transmission Electron Microscopy Analytical Methods-Mandatory and Nonmandatory-and Mandatory Section to Determine Completion of Response Actions" as found in 40 CFR, Part 763, Subpart E, Appendix A.



*For the National Voluntary Laboratory Accreditation Program*



## **Appendix D**

### **XRF Documentation**

## Performance Characteristic Sheet

EFFECTIVE DATE: September 24, 2004

EDITION NO.: 1

### MANUFACTURER AND MODEL:

Make: Niton LLC

Tested Model: XLp 300

Source:  $^{109}\text{Cd}$ 

Note: This PCS is also applicable to the equivalent model variations indicated below, for the Lead-in-Paint K+L variable reading time mode, in the XLi and XLp series:

XLi 300A, XLi 301A, XLi 302A and XLi 303A.

XLp 300A, XLp 301A, XLp 302A and XLp 303A.

XLi 700A, XLi 701A, XLi 702A and XLi 703A.

XLp 700A, XLp 701A, XLp 702A, and XLp 703A.

Note: The XLi and XLp versions refer to the shape of the handle part of the instrument. The differences in the model numbers reflect other modes available, in addition to Lead-in-Paint modes. The manufacturer states that specifications for these instruments are identical for the source, detector, and detector electronics relative to the Lead-in-Paint mode.

## FIELD OPERATION GUIDANCE

### OPERATING PARAMETERS:

Lead-in-Paint K+L variable reading time mode.

### XRF CALIBRATION CHECK LIMITS:

0.8 to 1.2 mg/cm<sup>2</sup> (inclusive)

The calibration of the XRF instrument should be checked using the paint film nearest 1.0 mg/cm<sup>2</sup> in the NIST Standard Reference Material (SRM) used (e.g., for NIST SRM 2579, use the 1.02 mg/cm<sup>2</sup> film).

If readings are outside the acceptable calibration check range, follow the manufacturer's instructions to bring the instruments into control before XRF testing proceeds.

### SUBSTRATE CORRECTION:

For XRF results using Lead-in-Paint K+L variable reading time mode, substrate correction is not needed for:

Brick, Concrete, Drywall, Metal, Plaster, and Wood

### INCONCLUSIVE RANGE OR THRESHOLD:

K+L MODE READING DESCRIPTION	SUBSTRATE	THRESHOLD (mg/cm <sup>2</sup> )
Results not corrected for substrate bias on any substrate	Brick	1.0
	Concrete	1.0
	Drywall	1.0
	Metal	1.0
	Plaster	1.0
	Wood	1.0

## BACKGROUND INFORMATION

### EVALUATION DATA SOURCE AND DATE:

This sheet is supplemental information to be used in conjunction with Chapter 7 of the HUD *Guidelines for the Evaluation and Control of Lead-Based Paint Hazards in Housing* ("HUD Guidelines"). Performance parameters shown on this sheet are calculated from the EPA/HUD evaluation using archived building components. Testing was conducted in August 2004 on 133 testing combinations. The instruments that were used to perform the testing had new sources; one instrument's was installed in November 2003 with 40 mCi initial strength, and the other's was installed June 2004 with 40 mCi initial strength.

### OPERATING PARAMETERS:

Performance parameters shown in this sheet are applicable only when properly operating the instrument using the manufacturer's instructions and procedures described in Chapter 7 of the HUD Guidelines.

### SUBSTRATE CORRECTION VALUE COMPUTATION:

Substrate correction is not needed for brick, concrete, drywall, metal, plaster or wood when using Lead-in-Paint K+L variable reading time mode, the normal operating mode for these instruments. If substrate correction is desired, refer to Chapter 7 of the HUD Guidelines for guidance on correcting XRF results for substrate bias.

### EVALUATING THE QUALITY OF XRF TESTING:

Randomly select ten testing combinations for retesting from each house or from two randomly selected units in multifamily housing. Use the K+L variable time mode readings.

Conduct XRF retesting at the ten testing combinations selected for retesting.

Determine if the XRF testing in the units or house passed or failed the test by applying the steps below.

Compute the Retest Tolerance Limit by the following steps:

Determine XRF results for the original and retest XRF readings. Do not correct the original or retest results for substrate bias. In single-family housing a result is defined as the average of three readings. In multifamily housing, a result is a single reading. Therefore, there will be ten original and ten retest XRF results for each house or for the two selected units.

Calculate the average of the original XRF result and retest XRF result for each testing combination.

Square the average for each testing combination.

Add the ten squared averages together. Call this quantity C.

Multiply the number C by 0.0072. Call this quantity D.

Add the number 0.032 to D. Call this quantity E.

Take the square root of E. Call this quantity F.

Multiply F by 1.645. The result is the Retest Tolerance Limit.

Compute the average of all ten original XRF results.

Compute the average of all ten re-test XRF results.

Find the absolute difference of the two averages.

If the difference is less than the Retest Tolerance Limit, the inspection has passed the retest. If the difference of the overall averages equals or exceeds the Retest Tolerance Limit, this procedure should be repeated with ten new testing combinations. If the difference of the overall averages is equal to or greater than the Retest Tolerance Limit a second time, then the inspection should be considered deficient.

Use of this procedure is estimated to produce a spurious result approximately 1% of the time. That is, results of this procedure will call for further examination when no examination is warranted in approximately 1 out of 100 dwelling units tested.

#### TESTING TIMES:

For the Lead-in-Paint K+L variable reading time mode, the instrument continues to read until it is moved away from the testing surface, terminated by the user, or the instrument software indicates the reading is complete. The following table provides testing time information for this testing mode. The times have been adjusted for source decay, normalized to the initial source strengths as noted above. Source strength and type of substrate will affect actual testing times. At the time of testing, the instruments had source strengths of 26.6 and 36.6 mCi.

Testing Times Using K+L Reading Mode (Seconds)						
	All Data			Median for laboratory-measured lead levels (mg/cm <sup>2</sup> )		
Substrate	25 <sup>th</sup> Percentile	Median	75 <sup>th</sup> Percentile	Pb < 0.25	0.25 ≤ Pb < 1.0	1.0 ≤ Pb
Wood Drywall	4	11	19	11	15	11
Metal	4	12	18	9	12	14
Brick Concrete Plaster	8	16	22	15	18	16

#### CLASSIFICATION RESULTS:

XRF results are classified as positive if they are greater than or equal to the threshold, and negative if they are less than the threshold.

#### DOCUMENTATION:

A document titled *Methodology for XRF Performance Characteristic Sheets* provides an explanation of the statistical methodology used to construct the data in the sheets, and provides empirical results from using the recommended inconclusive ranges or thresholds for specific XRF instruments. For a copy of this document call the National Lead Information Center Clearinghouse at 1-800-424-LEAD.

This XRF Performance Characteristic Sheet was developed by the Midwest Research Institute (MRI) and QuanTech, Inc., under a contract between MRI and the XRF manufacturer. HUD has determined that the information provided here is acceptable when used as guidance in conjunction with Chapter 7, Lead-Based Paint Inspection, of HUD's *Guidelines for the Evaluation and Control of Lead-Based Paint Hazards in Housing*.

## **Appendix E**

### **Table II - Lead-Based Paint Testing Results Table**

**Table I: Lead-Based Paint Testing Results**

176 W. 154th Street

Harvey, Illinois

	A	B	C	D	F	G	H	I	J	K	L	M	N
	Reading No	Date and Time	Type	Duration	Floor	Side	Room	Component	Substrate	Condition	Color	Results	Lead Concentration (Mg/Cm <sup>2</sup> )
1													
2	647	8/19/2021 10:02	Paint	1.09	FIRST	D	STAIRWAY	BEAM	WOOD	POOR	BROWN	Negative	0
3	648	8/19/2021 10:02	Paint	1.1	FIRST	D	STAIRWAY	STAIR TREAD	WOOD	POOR	BROWN	Negative	0
4	649	8/19/2021 10:02	Paint	1.09	FIRST	B	STAIRWAY	STAIR TREAD	WOOD	POOR	BROWN	Negative	0
5	650	8/19/2021 10:02	Paint	1.09	FIRST	B	STAIRWAY	HANDRAIL	WOOD	POOR	BROWN	Negative	0
6	651	8/19/2021 10:03	Paint	1.09	FIRST	B	STAIRWAY	FLOOR	WOOD	POOR	BROWN	Negative	0
7	652	8/19/2021 10:03	Paint	1.09	SECOND	B	STAIRWAY	DOOR FRAME	WOOD	POOR	WHITE	Negative	0
8	653	8/19/2021 10:03	Paint	1.1	SECOND	B	STAIRWAY	DOOR JAMB	WOOD	POOR	WHITE	Negative	0
9	654	8/19/2021 10:04	Paint	1.1	SECOND	A	BATHROOM	WALL	DRYWALL	POOR	WHITE	Negative	0
10	655	8/19/2021 10:04	Paint	1.1	SECOND	B	BEDROOM 1	WALL	DRYWALL	FAIR	WHITE	Negative	0
11	656	8/19/2021 10:05	Paint	1.1	SECOND	C	KITCHEN	WALL	DRYWALL	FAIR	WHITE	Negative	0
12	657	8/19/2021 10:05	Paint	1.82	SECOND	D	KITCHEN	WALL	DRYWALL	POOR	WHITE	Negative	0
13	658	8/19/2021 10:05	Paint	1.83	SECOND	D	KITCHEN	CEILING	DRYWALL	POOR	WHITE	Negative	0
14	659	8/19/2021 10:05	Paint	2.18	FIRST	D	BATHROOM	CEILING	DRYWALL	POOR	WHITE	Negative	0
15	660	8/19/2021 10:05	Paint	2.2	FIRST	D	DINING ROOM	CEILING	DRYWALL	POOR	WHITE	Negative	0
16	661	8/19/2021 10:06	Paint	1.83	FIRST	A	DINING ROOM	WALL	DRYWALL	POOR	WHITE	Negative	0
17	662	8/19/2021 10:06	Paint	1.09	FIRST	B	BEDROOM 1	WALL	DRYWALL	POOR	WHITE	Negative	0
18	663	8/19/2021 10:06	Paint	1.09	FIRST	C	BEDROOM 2	WALL	DRYWALL	POOR	WHITE	Negative	0
19	664	8/19/2021 10:06	Paint	1.1	FIRST	D	LIVING ROOM	WALL	DRYWALL	POOR	WHITE	Negative	0
20	665	8/19/2021 10:07	Paint	1.1	FIRST	D	LIVING ROOM	DOOR FRAME	WOOD	POOR	WHITE	Negative	0
21	666	8/19/2021 10:07	Paint	1.1	FIRST	D	LIVING ROOM	DOOR JAMB	WOOD	POOR	WHITE	Negative	0
22	667	8/19/2021 10:08	Paint	1.1	SECOND	D	EXTERIOR	SOFFIT	WOOD	POOR	BROWN	Negative	0



**E n v i r o n m e n t a l   C o n s u l t i n g   G r o u p ,   I n c .**

September 7, 2021

Mr. Timothy Williams  
City of Harvey  
15320 Broadway Avenue  
Harvey, Illinois 60436

Re:    **Asbestos and Lead-Based Paint Testing Report**  
      PIN #29-18-116-024-0000  
      208 W. 154<sup>th</sup> Street  
      Harvey, Illinois

Dear Mr. Williams:

In response to your request, Environmental Consulting Group, Inc. (ECG) has completed testing of suspect asbestos-containing materials (ACMs) and lead-based painted (LBP) components. The samples were collected from the building located at 208 W. 154<sup>th</sup> Street, in Harvey, Illinois. This building is scheduled for demolition. This report provides an executive summary, an outline of the scope-of-work, and analytical results for the materials tested.

**1.0 Executive Summary**

On August 26, 2021, ECG collected 12 samples of suspect asbestos-containing materials from the subject building. Also, during the inspection a total of 34 lead test points (readings) were obtained using an X-Ray Fluorescence (XRF) analyzer.

**The results of testing showed that the following building materials sampled are classified as ACMs:**

- **Gray transite board – throughout the residence**

**None of the painted components tested positive for lead-based paint during the inspection.**

## **2.0 Scope-of-Work**

The scope-of-work for this project included testing suspect ACMs and LBPs prior to demolition activities. ECG representative Mr. Thad Ryniak completed the sampling on August 26, 2021. Mr. Ryniak is an Illinois Department of Public Health-licensed Asbestos and Lead Risk Assessor.

ECG certifications are located in Appendix A.

## **3.0 Analytical Testing - Asbestos**

Samples were sent for analysis to SanAir Technologies Laboratory (SanAir), located in Powhatan, Virginia. SanAir is recognized under the National Voluntary Laboratory Accreditation Program (NVLAP) as Laboratory #20002946-0. All samples were analyzed by EPA 600/R-93/116 Method using Polarized Light Microscopy (PLM) methods with dispersion staining as described by the interim method of the determination of asbestos in the bulk insulation, Federal Register Volume 47, No 103, May 27, 1982. This is a standard method of analysis in optical mineralogy and the current specified method for the determination of asbestos in bulk samples in Appendix A, Subpart F, 40 CFR Part 763, Section 1.

During analysis, a suspect asbestos-containing material is immersed in a solution of known refractive index and subjected to illumination by polarized light. The characteristic color displays that result enable mineral identification. PLM is an Environmental Protection Agency (EPA)-recognized method for determining asbestos content in bulk samples.

## **4.0 Inspection Results - Asbestos**

U.S. Environmental Protection Agency (EPA) defines asbestos-containing materials (ACMs) as those materials containing greater than 1% (>1%) asbestos by weight. It should be noted that similar materials may be located in areas concealed by floors, walls, chases, riser columns, etc.,



and that were otherwise inaccessible during the survey. Any homogeneous materials found in the residence similar to those listed as asbestos herein, must be handled as an ACM. Every attempt was made to thoroughly inspect for the presence of suspect ACM throughout the subject residence. Representative and random sampling was performed by ECG throughout the subject residence.

Any additional suspect ACM not specifically listed in this report should be assumed to contain asbestos until it can be sampled and analyzed prior to demolition, in accordance with applicable regulatory standards.

Table I in Appendix B summarizes the results of the asbestos testing. Analytical results and laboratory certifications are located in Appendix C.

#### **5.0 Analytical Testing – Lead-Based Paint**

A Niton XRF analyzer, model XLp300, was utilized to test building components for the presence of lead-based paint. The XRF utilizes a radioactive cadmium source to determine whether lead is present in a surface. During testing, the cadmium source releases a controlled gamma ray beam onto a surface and, by measuring the diffraction gradient of the reflected emissions, the XRF detector can determine whether or not lead is present in the surface material (e.g. paint). To ensure an accurate reading, the XRF was calibrated at the beginning and end of the inspection.

Required information regarding the XRF analyzer is located in Appendix D.

#### **6.0 Inspection Results – Lead-Based Paint**

According to the Environmental Protection Agency (EPA), the definition of lead-based paint is paint with a composition that includes lead at a concentration greater than or equal to one milligram of lead per square centimeter (1.0 mg/cm<sup>2</sup>).

Table II in Appendix E summarizes the lead-based paint testing results. Condition of all painted surfaces tested is also included in Appendix E. Positive readings area highlighted in red.

## **7.0 Conclusions**

On August 26, 2021, ECG collected 12 samples of suspect asbestos-containing materials from the subject building. Also, during the inspection a total of 34 lead test points (readings) were obtained using an X-Ray Fluorescence (XRF) analyzer.

**The results of testing showed that the following building materials sampled are classified as ACMs:**


- **Gray transite board – throughout the building**

**None of the painted components tested positive for lead-based paint during the inspection.**

If you have any questions or comments, please contact our office.

Sincerely,

**ENVIRONMENTAL CONSULTING GROUP, INC.**



Thad Ryniak  
Project Manager

## **Appendices**

Appendix A – ECG Certifications

Appendix B – Table I - Asbestos Bulk Sampling Results Table

Appendix C – Asbestos Analytical Results and Laboratory Certifications

Appendix D – XRF Documentation

Appendix E – Table II - Lead-Based Paint Testing Results Table

## **Appendix A**

### **ECG Certifications**



525-535 West Jefferson Street • Springfield, Illinois 62761-0001 • [www.dph.illinois.gov](http://www.dph.illinois.gov)

**THAD J RYNIAK**  
400 VILLAGE CIRCLE #302  
WILLOW SPRINGS, IL 60480

4/13/2021



ASBESTOS PROFESSIONAL LICENSE ID NUMBER: 09551

Enclosed is your Asbestos Professional License. Please note the expiration date on the card and in the image depicted below.

**COPY OF THE ASBESTOS PROFESSIONAL LICENSE**

Front of License

Back of License

 <b>ASBESTOS PROFESSIONAL LICENSE</b>			<b>ENDORSEMENTS</b>	<b>TC EXPIRES</b>
<b>ID NUMBER</b> 100 - 09551	<b>ISSUED</b> 4/13/2021	<b>EXPIRES</b> 05/15/2022	INSPECTOR	11/13/2021
<b>THAD J RYNIAK</b> 400 VILLAGE CIRCLE #302 WILLOW SPRINGS, IL 60480 Environmental Health			PROJECT MANAGER AIR SAMPLING PROFESSIONAL	11/14/2021
			<b>Alteration of this license shall result in legal action</b> This license issued under authority of the State of Illinois Department of Public Health This license is valid only when accompanied by a valid training course certificate.	

If you have any questions or need further assistance, contact the Asbestos Program at (217)782-3517 or fax (217)785-5897.

Our WEB address is: [dph.illinois.gov/topics-services/environmental-health-protection/asbestos](http://dph.illinois.gov/topics-services/environmental-health-protection/asbestos)  
EMAIL Address: [dph.asbestos@illinois.gov](mailto:dph.asbestos@illinois.gov)

2020



OCCUPATIONAL TRAINING & SUPPLY, INC.  
7233 S. Adams Street | Willowbrook, IL 60527 | (630) 655-3900 | [www.otssafety.com](http://www.otssafety.com)

# Asbestos Building Inspector Refresher

Occupational Training & Supply, Inc. certifies that

**Thad Ryniak**

has successfully completed the Asbestos Building Inspector Refresher course and has passed the competency exam with a minimum score of 70%. The course is accredited by the Illinois Department of Public Health and Indiana Department of Environmental Management for purposes of accreditation in accordance with EPA 40 CFR 763, Asbestos Hazard Emergency response Act (AHERA) and TSCA Title II.

Course Date: 11/13/2020

Exam Date: 11/13/2020

Expiration Date: 11/13/2021

Certificate Number: BIR2011132441

Kathy DeSalvo, Director



525-535 West Jefferson Street • Springfield, Illinois 62761-0001 • [www.dph.illinois.gov](http://www.dph.illinois.gov)

1/13/2021

LICENSE NUMBER: 011252

Thad J Ryniak  
400 Village Cir., Apt #302  
Willow Springs, IL 60480

### LICENSE APPROVED

IDPH recently received and reviewed your application for lead licensure. Your qualifications have been reviewed and found that you meet the requirements set forth by the Lead Poisoning Prevention Code, Section 845.125. Therefore, your application for lead licensure is now complete. Enclosed please find your lead license card. Please have this identification card with you at all times while conducting lead abatement activities.

IDPH has updated its 7 – Day Notice of Commencement effective immediately. The revised document can be identified by its 9/16 revision date on the bottom left corner. Please discontinue using the old form and begin using the new form as soon as possible. The revised form is located in the same web address that the old form was located (<http://www.dph.illinois.gov/sites/default/files/forms/7-day-notice-leadabatement-mitigation-project-091916.pdf>).



**PROTECTING HEALTH, IMPROVING LIVES**  
*Nationally Accredited by PHAB*



# Environmental Management Institute

5610 Crawfordsville Road, Suite 15, Indianapolis, Indiana 46224-3714

317/248-4848 • 800/488-8842 • FAX 317/248-4846  
[www.spea.iupui.edu/Envtl\\_mgmt](http://www.spea.iupui.edu/Envtl_mgmt)

This confirms that

**Thad Ryniak**

400 Village Circle #302  
Willow Springs, IL 60480

Completed the 8 Instructional Hour Refresher Course

**Lead Risk Assessor**

Course Date  
July 24, 2019

and Successfully Passed the Examination  
July 24, 2019

Joan B. Ketterman  
Training Manager

Jack E. Leonard  
Instructor

Certificate: LRAR- 3006

Approved by: Illinois Department of Public Health (Expires 3 years from exam date)  
Indiana State Department of Health (Expires 3 years from exam date)  
U.S. Environmental Protection Agency

## **Appendix B**

### **Table I - Asbestos Bulk Sampling Results Table**





**Table I - Asbestos Results Summary Table**

City of Harvey  
208 W. 154th Street  
Harvey, Illinois

Sample ID	Material Sampled	Location	% Asbestos
1	Black roof field	Exterior	None Detected
2	Black roof flashing	Exterior	None Detected
3	White drywall wall	2nd floor bathroom	None Detected
4	White drywall compound	2nd floor bathroom	None Detected
5	Gray transite wallboard	2nd floor bathroom	<b>20% Chrysotile</b>
6	12"x12" beige floor tile	2nd floor living room	None Detected
7	Black mastic under #06	2nd floor living room	None Detected
8	White exterior caulk	Exterior	None Detected
9	12"x12" beige floor tile	1st floor kitchen	None Detected
10	Yellow mastic under #09	1st floor kitchen	None Detected
11	White drywall wall	1st floor living room	None Detected
12	White drywall compound	1st floor living room	None Detected

## **Appendix C**

### **Asbestos Analytical Results and Laboratory Certifications**



**The Identification Specialists**

Analysis Report  
prepared for  
Environmental Consulting Group

**Report Date: 9/2/2021**

**Project Name: City Of Harvey**

**Project #: AA213091-654**

**SanAir ID#: 21046053**



NVLAP LAB CODE 200870-0

1551 Oakbridge Dr. Suite B | Powhatan, Virginia 23139-8061  
888.895.1177 | 804.897.1177 | fax: 804.897.0070 | [IAQ@SanAir.com](mailto:IAQ@SanAir.com) | [SanAir.com](http://SanAir.com)



SanAir ID Number  
**21046053**  
FINAL REPORT  
9/2/2021 2:58:04 PM

**Name:** Environmental Consulting Group  
**Address:** 105 S. York Road, Suite 250  
Elmhurst, IL 60126  
**Phone:** 630-607-0060

**Project Number:** AA213091-654  
**P.O. Number:**  
**Project Name:** City Of Harvey  
**Collected Date:** 8/26/2021  
**Received Date:** 8/31/2021 10:45:00 AM

Dear Thad Ryniak,

We at SanAir would like to thank you for the work you recently submitted. The 12 sample(s) were received on Tuesday, August 31, 2021 via FedEx. The final report(s) is enclosed for the following sample(s): 01, 02, 03, 04, 05, 06, 07, 08, 09, 10, 11, 12.

These results only pertain to this job and should not be used in the interpretation of any other job. This report is only complete in its entirety. Refer to the listing below of the pages included in a complete final report.

Sincerely,

A handwritten signature in black ink that reads "Sandra Sobrino". The signature is written in a cursive, flowing style.

Sandra Sobrino  
Asbestos & Materials Laboratory Manager  
SanAir Technologies Laboratory

Final Report Includes:

- Cover Letter
- Analysis Pages
- Disclaimers and Additional Information

Sample conditions:

- 12 samples in Good condition.



SanAir ID Number

21046053

FINAL REPORT

9/2/2021 2:58:04 PM

**Name:** Environmental Consulting Group  
**Address:** 105 S. York Road, Suite 250  
Elmhurst, IL 60126  
**Phone:** 630-607-0060

**Project Number:** AA213091-654**P.O. Number:****Project Name:** City Of Harvey**Collected Date:** 8/26/2021**Received Date:** 8/31/2021 10:45:00 AM

Analyst: Childress, Susan

**Asbestos Bulk PLM EPA 600/R-93/116**

SanAir ID / Description	Stereoscopic	Components		Asbestos Fibers
	Appearance	% Fibrous	% Non-fibrous	
01 / 21046053-001 Roof Field Exterior	Black Non-Fibrous Heterogeneous	10% Cellulose	90% Other	None Detected
02 / 21046053-002 Roof Flashing Exterior	Black Non-Fibrous Homogeneous	15% Cellulose	85% Other	None Detected
03 / 21046053-003 Drywall Wall 2nd Floor Bathroom	White Non-Fibrous Homogeneous		100% Other	None Detected
04 / 21046053-004 Drywall Compound 2nd Floor Bathroom	White Non-Fibrous Homogeneous		100% Other	None Detected
05 / 21046053-005 Transite Wallboard 2nd Floor Bathroom	Gray Non-Fibrous Homogeneous		80% Other	20% Chrysotile
06 / 21046053-006 12x12 Floor Tile 2nd Floor Living Room	Beige Non-Fibrous Homogeneous		100% Other	None Detected
07 / 21046053-007 Mastic Under 06 2nd Floor Living Room	Black Non-Fibrous Homogeneous		100% Other	None Detected
08 / 21046053-008 Exterior Caulk Exterior	White Non-Fibrous Homogeneous		100% Other	None Detected
09 / 21046053-009 12x12 Floor Tile 1st Floor Kitchen	Beige Non-Fibrous Homogeneous		100% Other	None Detected
10 / 21046053-010 Mastic Under 07 1st Floor Kitchen	Yellow Non-Fibrous Homogeneous		100% Other	None Detected

Analyst: *Susan P. Childress*

Approved Signatory:

*Johnathan Wilson*

Analysis Date: 9/2/2021

Date: 9/2/2021



SanAir ID Number  
**21046053**  
FINAL REPORT  
9/2/2021 2:58:04 PM

**Name:** Environmental Consulting Group  
**Address:** 105 S. York Road, Suite 250  
Elmhurst, IL 60126  
**Phone:** 630-607-0060

**Project Number:** AA213091-654  
**P.O. Number:**  
**Project Name:** City Of Harvey  
**Collected Date:** 8/26/2021  
**Received Date:** 8/31/2021 10:45:00 AM

Analyst: Childress, Susan

### Asbestos Bulk PLM EPA 600/R-93/116

SanAir ID / Description	Stereoscopic	Components		Asbestos Fibers
	Appearance	% Fibrous	% Non-fibrous	
11 / 21046053-011 Drywall Wall 1st Floor Living Room	White Non-Fibrous Homogeneous		100% Other	None Detected
12 / 21046053-012 Drywall Compound 1st Floor Living Room	White Non-Fibrous Homogeneous		100% Other	None Detected

Analyst: *Susan P. Childress*

Approved Signatory: *Johnathan Wilson*

Analysis Date: 9/2/2021

Date: 9/2/2021

## **Disclaimer**

This report is the sole property of the client named on the SanAir Technologies Laboratory chain-of-custody (COC). Results in the report are confidential information intended only for the use by the customer listed on the COC. Neither results nor reports will be discussed with or released to any third party without our client's written permission. The final report shall not be reproduced except in full without written approval of the laboratory to assure that parts of the report are not taken out of context. The information provided in this report applies only to the samples submitted and is relevant only for the date, time, and location of sampling. The accuracy of the results is dependent upon the client's sampling procedure and information provided to the laboratory by the client. SanAir assumes no responsibility for the sampling procedure and will provide evaluation reports based solely on the sample(s) in the condition in which they arrived at the laboratory and information provided by the client on the COC, such as: project number, project name, collection dates, po number, special instructions, samples collected by, sample numbers, sample identifications, sample type, selected analysis type, flow rate, total volume or area, and start stop times that may affect the validity of the results in this report. Samples were received in good condition unless otherwise noted on the report. SanAir assumes no responsibility or liability for the manner in which the results are used or interpreted. This report does not constitute and shall not be used to claim product certification, approval, or endorsement by NVLAP, NIST, or any other U.S. governmental agencies and may not be certified by every local, state, and federal regulatory agencies.

Samples are held for a period of 60 days. Fibers smaller than 5 microns cannot be seen with this method due to scope limitations.

For NY state samples, method EPA 600/M4-82-020 is performed.

### **NYELAP Disclaimer:**

Polarized- light microscopy is not consistently reliable in detecting asbestos in floor covering and similar non-friable organically bound materials. Quantitative transmission electron microscopy is currently the only method that can be used to determine if this material can be considered or treated as non-asbestos containing.

### **Asbestos Certifications**

NVLAP lab code 200870-0

City of Philadelphia: ALL-460

PA Department of Environmental Protection Number: 68-05397

California License Number: 2915

Colorado License Number: AL-23143

Connecticut License Number: PH-0105

Massachusetts License Number: AA000222

Maine License Number: LB-0075, LA-0084

New York ELAP lab ID: 11983

Rhode Island License Number: PCM00126, PLM00126, TEM00126

Texas Department of State Health Services License Number: 300440

Commonwealth of Virginia 3333000323

Washington State License Number: C989

West Virginia License Number: LT000616

Vermont License: AL166318

Louisiana Department of Environmental Quality: 212253, Cert 05088

Revision Date: 8/14/2020

2046053

Environmental Consulting Group, Inc.  
105 S. York St., Suite 250  
Elmhurst, IL 60126  
Phone: (630) 607-0060  
Fax: (630) 607-0650



## Asbestos Bulk Sampling Log and Chain of Custody Form

Page: 1 of 1

Project Name CITY OF HARVY  
Project Location 208 W. 154th STREET, HARVY, IL  
Date of Collection 8-26-21  
ECG Project No. AA213041-654

### Chain of Custody Information

Inspector Taking Samples: THAD BYSIAN  
Person Delivering at Lab and Time: THAD BYSIAN  
Person Receiving at Lab and Time: JAD 8/31/21 10:45am

Turn Around: ☐ Immediate ☐ 6 Hrs ☐ 24 Hrs ☒ 48 Hrs ☐ 72 Hrs ☐ 96 Hrs

Analysis Requested: ☒ PLM ☐ TEM EPA NOB - EPA 600/R-93/116b ☐ Chatfield Method ☐ TEM Qualitative via Filtration Prep Technique

Report Results: ☒ E-mail: mschleyer@ecgenv.com ☐ Stop at 1st Positive: \_\_\_\_\_

Sample No.	HA	Material Description	Location Sampled
01	1	BLACK ROOF FELD	EXTENSION
02	2	↓ ↓ FLASHING	↓
03	3	WHITE DRYWALL WALL	2nd Floor Bathroom
04	4	↓ ↓ COMPOUND	↓ ↓
05	5	GRAY TRANSITE WALLBOARDS	↓ ↓
06	6	12"X12" BEIGE FLOOR TILE	LIVING ROOM
07	7	BLACK MASTIC UNDER OP	↓ ↓
08	8	WHITE EXTERIOR CAULK	<del>WALL</del> EXTENSION
09	9	12"X12" BEIGE FLOOR TILE	1st Floor Kitchen
10	10	YELLOW MASTIC UNDER OP	↓ ↓
11	3	WHITE DRYWALL WALL	1st Floor Living Room
12	4	↓ ↓ COMPOUND	↓ ↓

Comments: \_\_\_\_\_



**SCOPE OF ACCREDITATION TO ISO/IEC 17025:2017**

**SanAir Technologies Laboratory, Inc.**

1551 Oakbridge Drive

Suite B

Powhatan, VA 23139

Ms. Sandra Sobrino

Phone: 804-897-1177 Fax: 804-897-0070

Email: [ssobrino@sanair.com](mailto:ssobrino@sanair.com)

<http://www.sanair.com>

**ASBESTOS FIBER ANALYSIS**

**NVLAP LAB CODE 200870-0**

**Bulk Asbestos Analysis**

**Code**

**Description**

18/A01

EPA -- 40 CFR Appendix E to Subpart E of Part 763, Interim Method of the Determination of Asbestos in Bulk Insulation Samples

18/A03

EPA 600/R-93/116: Method for the Determination of Asbestos in Bulk Building Materials


**Airborne Asbestos Analysis**

**Code**

**Description**

18/A02

U.S. EPA's "Interim Transmission Electron Microscopy Analytical Methods-Mandatory and Nonmandatory-and Mandatory Section to Determine Completion of Response Actions" as found in 40 CFR, Part 763, Subpart E, Appendix A.



*For the National Voluntary Laboratory Accreditation Program*

United States Department of Commerce  
National Institute of Standards and Technology



---

## Certificate of Accreditation to ISO/IEC 17025:2017

---

NVLAP LAB CODE: 200870-0

**SanAir Technologies Laboratory, Inc.**  
Powhatan, VA

*is accredited by the National Voluntary Laboratory Accreditation Program for specific services,  
listed on the Scope of Accreditation, for:*

### **Asbestos Fiber Analysis**

*This laboratory is accredited in accordance with the recognized International Standard ISO/IEC 17025:2017.  
This accreditation demonstrates technical competence for a defined scope and the operation of a laboratory quality  
management system (refer to joint ISO-ILAC-IAF Communique dated January 2009).*

---

2021-04-01 through 2022-03-31

*Effective Dates*



---

*Tara S. Haman*  
For the National Voluntary Laboratory Accreditation Program

## **Appendix D**

### **XRF Documentation**

## Performance Characteristic Sheet

EFFECTIVE DATE: September 24, 2004

EDITION NO.: 1

### MANUFACTURER AND MODEL:

Make: Niton LLC

Tested Model: XLp 300

Source:  $^{109}\text{Cd}$ 

Note: This PCS is also applicable to the equivalent model variations indicated below, for the Lead-in-Paint K+L variable reading time mode, in the XLi and XLp series:

XLi 300A, XLi 301A, XLi 302A and XLi 303A.

XLp 300A, XLp 301A, XLp 302A and XLp 303A.

XLi 700A, XLi 701A, XLi 702A and XLi 703A.

XLp 700A, XLp 701A, XLp 702A, and XLp 703A.

Note: The XLi and XLp versions refer to the shape of the handle part of the instrument. The differences in the model numbers reflect other modes available, in addition to Lead-in-Paint modes. The manufacturer states that specifications for these instruments are identical for the source, detector, and detector electronics relative to the Lead-in-Paint mode.

## FIELD OPERATION GUIDANCE

### OPERATING PARAMETERS:

Lead-in-Paint K+L variable reading time mode.

### XRF CALIBRATION CHECK LIMITS:

0.8 to 1.2 mg/cm<sup>2</sup> (inclusive)

The calibration of the XRF instrument should be checked using the paint film nearest 1.0 mg/cm<sup>2</sup> in the NIST Standard Reference Material (SRM) used (e.g., for NIST SRM 2579, use the 1.02 mg/cm<sup>2</sup> film).

If readings are outside the acceptable calibration check range, follow the manufacturer's instructions to bring the instruments into control before XRF testing proceeds.

### SUBSTRATE CORRECTION:

For XRF results using Lead-in-Paint K+L variable reading time mode, substrate correction is not needed for:

Brick, Concrete, Drywall, Metal, Plaster, and Wood

### INCONCLUSIVE RANGE OR THRESHOLD:

K+L MODE READING DESCRIPTION	SUBSTRATE	THRESHOLD (mg/cm <sup>2</sup> )
Results not corrected for substrate bias on any substrate	Brick	1.0
	Concrete	1.0
	Drywall	1.0
	Metal	1.0
	Plaster	1.0
	Wood	1.0

## BACKGROUND INFORMATION

### EVALUATION DATA SOURCE AND DATE:

This sheet is supplemental information to be used in conjunction with Chapter 7 of the HUD *Guidelines for the Evaluation and Control of Lead-Based Paint Hazards in Housing* ("HUD Guidelines"). Performance parameters shown on this sheet are calculated from the EPA/HUD evaluation using archived building components. Testing was conducted in August 2004 on 133 testing combinations. The instruments that were used to perform the testing had new sources; one instrument's was installed in November 2003 with 40 mCi initial strength, and the other's was installed June 2004 with 40 mCi initial strength.

### OPERATING PARAMETERS:

Performance parameters shown in this sheet are applicable only when properly operating the instrument using the manufacturer's instructions and procedures described in Chapter 7 of the HUD Guidelines.

### SUBSTRATE CORRECTION VALUE COMPUTATION:

Substrate correction is not needed for brick, concrete, drywall, metal, plaster or wood when using Lead-in-Paint K+L variable reading time mode, the normal operating mode for these instruments. If substrate correction is desired, refer to Chapter 7 of the HUD Guidelines for guidance on correcting XRF results for substrate bias.

### EVALUATING THE QUALITY OF XRF TESTING:

Randomly select ten testing combinations for retesting from each house or from two randomly selected units in multifamily housing. Use the K+L variable time mode readings.

Conduct XRF retesting at the ten testing combinations selected for retesting.

Determine if the XRF testing in the units or house passed or failed the test by applying the steps below.

Compute the Retest Tolerance Limit by the following steps:

Determine XRF results for the original and retest XRF readings. Do not correct the original or retest results for substrate bias. In single-family housing a result is defined as the average of three readings. In multifamily housing, a result is a single reading. Therefore, there will be ten original and ten retest XRF results for each house or for the two selected units.

Calculate the average of the original XRF result and retest XRF result for each testing combination.

Square the average for each testing combination.

Add the ten squared averages together. Call this quantity C.

Multiply the number C by 0.0072. Call this quantity D.

Add the number 0.032 to D. Call this quantity E.

Take the square root of E. Call this quantity F.

Multiply F by 1.645. The result is the Retest Tolerance Limit.

Compute the average of all ten original XRF results.

Compute the average of all ten re-test XRF results.

Find the absolute difference of the two averages.

If the difference is less than the Retest Tolerance Limit, the inspection has passed the retest. If the difference of the overall averages equals or exceeds the Retest Tolerance Limit, this procedure should be repeated with ten new testing combinations. If the difference of the overall averages is equal to or greater than the Retest Tolerance Limit a second time, then the inspection should be considered deficient.

Use of this procedure is estimated to produce a spurious result approximately 1% of the time. That is, results of this procedure will call for further examination when no examination is warranted in approximately 1 out of 100 dwelling units tested.

#### TESTING TIMES:

For the Lead-in-Paint K+L variable reading time mode, the instrument continues to read until it is moved away from the testing surface, terminated by the user, or the instrument software indicates the reading is complete. The following table provides testing time information for this testing mode. The times have been adjusted for source decay, normalized to the initial source strengths as noted above. Source strength and type of substrate will affect actual testing times. At the time of testing, the instruments had source strengths of 26.6 and 36.6 mCi.

Testing Times Using K+L Reading Mode (Seconds)						
	All Data			Median for laboratory-measured lead levels (mg/cm <sup>2</sup> )		
Substrate	25 <sup>th</sup> Percentile	Median	75 <sup>th</sup> Percentile	Pb < 0.25	0.25 ≤ Pb < 1.0	1.0 ≤ Pb
Wood Drywall	4	11	19	11	15	11
Metal	4	12	18	9	12	14
Brick Concrete Plaster	8	16	22	15	18	16

#### CLASSIFICATION RESULTS:

XRF results are classified as positive if they are greater than or equal to the threshold, and negative if they are less than the threshold.

#### DOCUMENTATION:

A document titled *Methodology for XRF Performance Characteristic Sheets* provides an explanation of the statistical methodology used to construct the data in the sheets, and provides empirical results from using the recommended inconclusive ranges or thresholds for specific XRF instruments. For a copy of this document call the National Lead Information Center Clearinghouse at 1-800-424-LEAD.

This XRF Performance Characteristic Sheet was developed by the Midwest Research Institute (MRI) and QuanTech, Inc., under a contract between MRI and the XRF manufacturer. HUD has determined that the information provided here is acceptable when used as guidance in conjunction with Chapter 7, Lead-Based Paint Inspection, of HUD's *Guidelines for the Evaluation and Control of Lead-Based Paint Hazards in Housing*.

## **Appendix E**

### **Table II - Lead-Based Paint Testing Results Table**

**Table II: Lead-Based Paint Testing Results**

208 W. 154th Street

Harvey, Illinois

	A	B	C	D	F	G	H	I	J	K	L	M	N
1	Reading No	Date and Time	Type	Duration	Floor	Side	Room	Component	Substrate	Condition	Color	Results	Lead Concentration (Mg/Cm <sup>2</sup> )
2	937	8/26/2021 10:36	Paint	1.81	FIRST	B	OUTSIDE	TRIM	WOOD	POOR	WHITE	Negative	0
3	938	8/26/2021 10:36	Paint	1.08	FIRST	B	OUTSIDE	CEILING	WOOD	POOR	WHITE	Negative	0
4	939	8/26/2021 10:37	Paint	1.08	FIRST	B	OUTSIDE	BEAM	METAL	POOR	WHITE	Negative	0
5	940	8/26/2021 10:37	Paint	1.09	FIRST	B	OUTSIDE	STAIR TREAD	WOOD	POOR	GRAY	Negative	0
6	941	8/26/2021 10:38	Paint	6.9	FIRST	B	LIVING ROOM	CEILING	DRYWALL	INTACT	WHITE	Negative	0
7	942	8/26/2021 10:38	Paint	1.09	FIRST	B	LIVING ROOM	CEILING	WOOD	INTACT	WHITE	Negative	0
8	943	8/26/2021 10:38	Paint	1.08	FIRST	B	LIVING ROOM	BEAM	METAL	POOR	WHITE	Negative	0
9	944	8/26/2021 10:38	Paint	2.17	FIRST	B	LIVING ROOM	WALL	DRYWALL	POOR	WHITE	Negative	0
10	945	8/26/2021 10:39	Paint	2.54	FIRST	B	LIVING ROOM	WINDOW FRAME	WOOD	POOR	WHITE	Negative	0
11	946	8/26/2021 10:39	Paint	1.08	FIRST	B	LIVING ROOM	WINDOW SILL	WOOD	POOR	WHITE	Negative	0
12	947	8/26/2021 10:40	Paint	1.08	FIRST	B	LIVING ROOM	BASEBOARD	WOOD	POOR	WHITE	Negative	0
13	948	8/26/2021 10:40	Paint	2.17	FIRST	B	KITCHEN	WALL	DRYWALL	POOR	WHITE	Negative	0
14	949	8/26/2021 10:40	Paint	2.17	FIRST	A	KITCHEN	WALL	DRYWALL	POOR	WHITE	Negative	0
15	950	8/26/2021 10:41	Paint	2.53	FIRST	A	KITCHEN	CEILING	DRYWALL	POOR	WHITE	Negative	0
16	951	8/26/2021 10:41	Paint	1.09	FIRST	A	KITCHEN	DOOR FRAME	WOOD	POOR	WHITE	Negative	0
17	952	8/26/2021 10:41	Paint	1.09	FIRST	A	BEDROOM 1	WALL	DRYWALL	POOR	WHITE	Negative	0
18	953	8/26/2021 10:41	Paint	1.07	FIRST	C	BEDROOM 1	WALL	DRYWALL	POOR	WHITE	Negative	0
19	954	8/26/2021 10:41	Paint	1.09	FIRST	C	BEDROOM 1	CEILING	DRYWALL	POOR	WHITE	Negative	0
20	955	8/26/2021 10:43	Paint	1.07	FIRST	B	BEDROOM 1	DOOR	METAL	INTACT	WHITE	Negative	0
21	956	8/26/2021 10:44	Paint	7.97	SECOND	B	BEDROOM 1	DOOR	METAL	INTACT	WHITE	Negative	0
22	957	8/26/2021 10:44	Paint	3.95	SECOND	D	BEDROOM 1	DOOR FRAME	WOOD	INTACT	WHITE	Negative	0
23	958	8/26/2021 10:45	Paint	1.81	SECOND	D	BATHROOM	DOOR FRAME	WOOD	INTACT	WHITE	Negative	0
24	959	8/26/2021 10:45	Paint	2.17	SECOND	D	BATHROOM	WALL	DRYWALL	INTACT	WHITE	Negative	0
25	960	8/26/2021 10:45	Paint	2.52	SECOND	D	BATHROOM	CEILING	DRYWALL	INTACT	WHITE	Negative	0
26	961	8/26/2021 10:46	Paint	1.79	SECOND	D	BEDROOM 1	CEILING	DRYWALL	INTACT	WHITE	Negative	0
27	962	8/26/2021 10:46	Paint	2.16	SECOND	D	BEDROOM 1	WALL	DRYWALL	INTACT	WHITE	Negative	0
28	963	8/26/2021 10:46	Paint	1.09	SECOND	D	LIVING ROOM	WINDOW SILL	WOOD	INTACT	WHITE	Negative	0
29	964	8/26/2021 10:47	Paint	1.09	SECOND	D	LIVING ROOM	WINDOW FRAME	WOOD	INTACT	WHITE	Negative	0
30	965	8/26/2021 10:47	Paint	1.09	SECOND	D	LIVING ROOM	BASEBOARD	WOOD	INTACT	WHITE	Negative	0
31	966	8/26/2021 10:47	Paint	1.09	SECOND	C	LIVING ROOM	BASEBOARD	WOOD	INTACT	WHITE	Negative	0
32	967	8/26/2021 10:47	Paint	2.52	SECOND	C	BATHROOM	CEILING	DRYWALL	INTACT	WHITE	Negative	0
33	968	8/26/2021 10:48	Paint	2.89	SECOND	C	BATHROOM	WALL	DRYWALL	INTACT	WHITE	Negative	0
34	969	8/26/2021 10:48	Paint	3.25	SECOND	C	BATHROOM	CEILING	DRYWALL	INTACT	WHITE	Negative	0
35	970	8/26/2021 10:49	Paint	3.25	SECOND	A	DINING ROOM	BASEBOARD	WOOD	INTACT	WHITE	Negative	0





**E n v i r o n m e n t a l   C o n s u l t i n g   G r o u p ,   I n c .**

September 7, 2021

Mr. Timothy Williams  
City of Harvey  
15320 Broadway Avenue  
Harvey, Illinois 60436

Re:    **Asbestos and Lead-Based Paint Testing Report**  
      PIN #29-18-100-012-0000  
      311 W. 151<sup>st</sup> Place  
      Harvey, Illinois

Dear Mr. Williams:

In response to your request, Environmental Consulting Group, Inc. (ECG) has completed testing of suspect asbestos-containing materials (ACMs) and lead-based painted (LBP) components. The samples were collected from the building located at 311 W. 151<sup>st</sup> Place, in Harvey, Illinois. This building is scheduled for demolition. This report provides an executive summary, an outline of the scope-of-work, and analytical results for the materials tested.

**1.0 Executive Summary**

On August 20, 2021, ECG collected 12 samples of suspect asbestos-containing materials from the subject building. Also, during the inspection a total of 14 lead test points (readings) were obtained using an X-Ray Fluorescence (XRF) analyzer.

**The results of testing showed that the following building materials sampled are classified as ACMs:**

- **Gray transite board – throughout the building**

**None of the painted components tested positive for lead-based paint during the inspection.**

## **2.0 Scope-of-Work**

The scope-of-work for this project included testing suspect ACMs and LBPs prior to demolition activities. ECG representative Mr. Thad Ryniak completed the sampling on August 20, 2021. Mr. Ryniak is an Illinois Department of Public Health-licensed Asbestos and Lead Risk Assessor.

ECG certifications are located in Appendix A.

## **3.0 Analytical Testing - Asbestos**

Samples were sent for analysis to SanAir Technologies Laboratory (SanAir), located in Powhatan, Virginia. SanAir is recognized under the National Voluntary Laboratory Accreditation Program (NVLAP) as Laboratory #20002946-0. All samples were analyzed by EPA 600/R-93/116 Method using Polarized Light Microscopy (PLM) methods with dispersion staining as described by the interim method of the determination of asbestos in the bulk insulation, Federal Register Volume 47, No 103, May 27, 1982. This is a standard method of analysis in optical mineralogy and the current specified method for the determination of asbestos in bulk samples in Appendix A, Subpart F, 40 CFR Part 763, Section 1.

During analysis, a suspect asbestos-containing material is immersed in a solution of known refractive index and subjected to illumination by polarized light. The characteristic color displays that result enable mineral identification. PLM is an Environmental Protection Agency (EPA)-recognized method for determining asbestos content in bulk samples.

#### **4.0 Inspection Results - Asbestos**

U.S. Environmental Protection Agency (EPA) defines asbestos-containing materials (ACMs) as those materials containing greater than 1% (>1%) asbestos by weight. It should be noted that similar materials may be located in areas concealed by floors, walls, chases, riser columns, etc., and that were otherwise inaccessible during the survey. Any homogeneous materials found in the residence similar to those listed as asbestos herein, must be handled as an ACM. Every attempt was made to thoroughly inspect for the presence of suspect ACM throughout the subject residence. Representative and random sampling was performed by ECG throughout the subject residence.

Any additional suspect ACM not specifically listed in this report should be assumed to contain asbestos until it can be sampled and analyzed prior to demolition, in accordance with applicable regulatory standards.

Table I in Appendix B summarizes the results of the asbestos testing. Analytical results and laboratory certifications are located in Appendix C.

#### **5.0 Analytical Testing – Lead-Based Paint**

A Niton XRF analyzer, model XLp300, was utilized to test building components for the presence of lead-based paint. The XRF utilizes a radioactive cadmium source to determine whether lead is present in a surface. During testing, the cadmium source releases a controlled gamma ray beam onto a surface and, by measuring the diffraction gradient of the reflected emissions, the XRF detector can determine whether or not lead is present in the surface material (e.g. paint). To ensure an accurate reading, the XRF was calibrated at the beginning and end of the inspection.

Required information regarding the XRF analyzer is located in Appendix D.

#### **6.0 Inspection Results – Lead-Based Paint**

According to the Environmental Protection Agency (EPA), the definition of lead-based paint is paint with a composition that includes lead at a concentration greater than or equal to one milligram of lead per square centimeter (1.0 mg/cm<sup>2</sup>).

Table II in Appendix E summarizes the lead-based paint testing results. Condition of all painted surfaces tested is also included in Appendix E. Positive readings area highlighted in red.

## **7.0 Conclusions**

On August 20, 2021, ECG collected 12 samples of suspect asbestos-containing materials from the subject building. Also, during the inspection a total of 14 lead test points (readings) were obtained using an X-Ray Fluorescence (XRF) analyzer.

**The results of testing showed that the following building materials sampled are classified as ACMs:**


- **Gray transite board – throughout the building**

**None of the painted components tested positive for lead-based paint during the inspection.**

If you have any questions or comments, please contact our office.

Sincerely,

**ENVIRONMENTAL CONSULTING GROUP, INC.**



Thad Ryniak  
Project Manager

## **Appendices**

Appendix A – ECG Certifications

Appendix B – Table I - Asbestos Bulk Sampling Results Table

Appendix C – Asbestos Analytical Results and Laboratory Certifications

Appendix D – XRF Documentation

Appendix E – Table II - Lead-Based Paint Testing Results Table

## **Appendix A**

### **ECG Certifications**



525-535 West Jefferson Street • Springfield, Illinois 62761-0001 • [www.dph.illinois.gov](http://www.dph.illinois.gov)

**THAD J RYNIAK**  
400 VILLAGE CIRCLE #302  
WILLOW SPRINGS, IL 60480

4/13/2021



ASBESTOS PROFESSIONAL LICENSE ID NUMBER: 09551

Enclosed is your Asbestos Professional License. Please note the expiration date on the card and in the image depicted below.

**COPY OF THE ASBESTOS PROFESSIONAL LICENSE**

Front of License

Back of License

 <b>ASBESTOS PROFESSIONAL LICENSE</b>			<b>ENDORSEMENTS</b>	<b>TC EXPIRES</b>
<b>ID NUMBER</b> 100 - 09551	<b>ISSUED</b> 4/13/2021	<b>EXPIRES</b> 05/15/2022	INSPECTOR	11/13/2021
<b>THAD J RYNIAK</b> 400 VILLAGE CIRCLE #302 WILLOW SPRINGS, IL 60480 Environmental Health			PROJECT MANAGER AIR SAMPLING PROFESSIONAL	11/14/2021
			<b>Alteration of this license shall result in legal action</b> This license issued under authority of the State of Illinois Department of Public Health This license is valid only when accompanied by a valid training course certificate.	

If you have any questions or need further assistance, contact the Asbestos Program at (217)782-3517 or fax (217)785-5897.

Our WEB address is: [dph.illinois.gov/topics-services/environmental-health-protection/asbestos](http://dph.illinois.gov/topics-services/environmental-health-protection/asbestos)  
EMAIL Address: [dph.asbestos@illinois.gov](mailto:dph.asbestos@illinois.gov)

2020



OCCUPATIONAL TRAINING & SUPPLY, INC.  
7233 S. Adams Street | Willowbrook, IL 60527 | (630) 655-3900 | [www.otssafety.com](http://www.otssafety.com)

# Asbestos Building Inspector Refresher

Occupational Training & Supply, Inc. certifies that

**Thad Ryniak**

has successfully completed the Asbestos Building Inspector Refresher course and has passed the competency exam with a minimum score of 70%. The course is accredited by the Illinois Department of Public Health and Indiana Department of Environmental Management for purposes of accreditation in accordance with EPA 40 CFR 763, Asbestos Hazard Emergency response Act (AHERA) and TSCA Title II.

Course Date: 11/13/2020

Exam Date: 11/13/2020

Expiration Date: 11/13/2021

Certificate Number: BIR2011132441

Kathy DeSalvo, Director



525-535 West Jefferson Street • Springfield, Illinois 62761-0001 • [www.dph.illinois.gov](http://www.dph.illinois.gov)

1/13/2021

LICENSE NUMBER: 011252

Thad J Ryniak  
400 Village Cir., Apt #302  
Willow Springs, IL 60480

### LICENSE APPROVED

IDPH recently received and reviewed your application for lead licensure. Your qualifications have been reviewed and found that you meet the requirements set forth by the Lead Poisoning Prevention Code, Section 845.125. Therefore, your application for lead licensure is now complete. Enclosed please find your lead license card. Please have this identification card with you at all times while conducting lead abatement activities.

IDPH has updated its 7 – Day Notice of Commencement effective immediately. The revised document can be identified by its 9/16 revision date on the bottom left corner. Please discontinue using the old form and begin using the new form as soon as possible. The revised form is located in the same web address that the old form was located (<http://www.dph.illinois.gov/sites/default/files/forms/7-day-notice-leadabatement-mitigation-project-091916.pdf>).



**PROTECTING HEALTH, IMPROVING LIVES**  
*Nationally Accredited by PHAB*





# Environmental Management Institute

5610 Crawfordsville Road, Suite 15, Indianapolis, Indiana 46224-3714

317/248-4848 • 800/488-8842 • FAX 317/248-4846  
www.spea.iupui.edu/Envtl\_mgmt

This confirms that

## Thad Ryniak

400 Village Circle #302  
Willow Springs, IL 60480

Completed the 8 Instructional Hour Refresher Course

**Lead Risk Assessor**

Course Date  
July 24, 2019

and Successfully Passed the Examination  
July 24, 2019

Joan B. Ketterman  
Training Manager

Jack E. Leonard  
Instructor

Certificate: LRAR- 3006

Approved by: Illinois Department of Public Health (Expires 3 years from exam date)  
Indiana State Department of Health (Expires 3 years from exam date)  
U.S. Environmental Protection Agency

## **Appendix B**

### **Table I - Asbestos Bulk Sampling Results Table**



**Table I - Asbestos Results Summary Table**

City of Harvey  
311 W. 151st Place  
Harvey, Illinois

Sample ID	Material Sampled	Location	% Asbestos
1	Black roof field	Rooftop	None Detected
2	Black roof flashing	Rooftop	None Detected
3	Black roof tar paper	Rooftop	None Detected
4	White exterior window glaze	Exterior	None Detected
5	White drywall wall	1st floor unit	None Detected
6	White drywall compound	2nd floor unit	None Detected
7	Yellow foam insulation	1st floor unit	None Detected
8	12"x12" black floor tile	1st floor unit	None Detected
9	Yellow mastic under #08	1st floor unit	None Detected
10	12"x12" white floor tile	1st floor unit	None Detected
11	Yellow mastic under #10	1st floor unit	None Detected
12	Gray transite ceiling board	1st floor unit	<b>20% Chrysotile</b>

## **Appendix C**

### **Asbestos Analytical Results and Laboratory Certifications**



**The Identification Specialists**

Analysis Report  
prepared for  
Environmental Consulting Group

**Report Date: 8/27/2021**

**Project Name: City Of Harvey**

**Project #: AA213091-654**

**SanAir ID#: 21044507**



NVLAP LAB CODE 200870-0

1551 Oakbridge Dr. Suite B | Powhatan, Virginia 23139-8061  
888.895.1177 | 804.897.1177 | fax: 804.897.0070 | [IAQ@SanAir.com](mailto:IAQ@SanAir.com) | [SanAir.com](http://SanAir.com)



SanAir ID Number

21044507

FINAL REPORT

8/27/2021 11:06:05 AM

**Name:** Environmental Consulting Group  
**Address:** 105 S. York Road, Suite 250  
Elmhurst, IL 60126  
**Phone:** 630-607-0060

**Project Number:** AA213091-654  
**P.O. Number:**  
**Project Name:** City Of Harvey  
**Collected Date:** 8/20/2021  
**Received Date:** 8/24/2021 10:30:00 AM

Dear Thad Ryniak,

We at SanAir would like to thank you for the work you recently submitted. The 12 sample(s) were received on Tuesday, August 24, 2021 via FedEx. The final report(s) is enclosed for the following sample(s): 01, 02, 03, 04, 05, 06, 07, 08, 09, 10, 11, 12.

These results only pertain to this job and should not be used in the interpretation of any other job. This report is only complete in its entirety. Refer to the listing below of the pages included in a complete final report.

Sincerely,

A handwritten signature in black ink that reads "Sandra Sobrino". The signature is written in a cursive, flowing style.

Sandra Sobrino  
Asbestos & Materials Laboratory Manager  
SanAir Technologies Laboratory

Final Report Includes:

- Cover Letter
- Analysis Pages
- Disclaimers and Additional Information

Sample conditions:

- 12 samples in Good condition.



SanAir ID Number

21044507

FINAL REPORT

8/27/2021 11:06:05 AM

**Name:** Environmental Consulting Group  
**Address:** 105 S. York Road, Suite 250  
Elmhurst, IL 60126  
**Phone:** 630-607-0060

**Project Number:** AA213091-654**P.O. Number:****Project Name:** City Of Harvey**Collected Date:** 8/20/2021**Received Date:** 8/24/2021 10:30:00 AM

Analyst: Pisula, Nicholas

**Asbestos Bulk PLM EPA 600/R-93/116**

SanAir ID / Description	Stereoscopic	Components		Asbestos Fibers
	Appearance	% Fibrous	% Non-fibrous	
01 / 21044507-001 Roof Field Rooftop	Black Non-Fibrous Heterogeneous		100% Other	None Detected
02 / 21044507-002 Roof Flashing Rooftop	Black Non-Fibrous Homogeneous		100% Other	None Detected
03 / 21044507-003 Roof Tar Paper Rooftop	Black Fibrous Homogeneous	60% Cellulose	40% Other	None Detected
04 / 21044507-004 Exterior Window Glaze East Side Exterior	White Non-Fibrous Homogeneous		100% Other	None Detected
05 / 21044507-005 Drywall Wall 1st Floor	White Non-Fibrous Homogeneous		100% Other	None Detected
06 / 21044507-006 Drywall Compound 2nd Floor	White Non-Fibrous Homogeneous		100% Other	None Detected
07 / 21044507-007 Foam Insulation 1st Floor	Yellow Non-Fibrous Homogeneous		100% Other	None Detected
08 / 21044507-008 12x12 Floor Tile 1st Floor	Black Non-Fibrous Homogeneous		100% Other	None Detected
09 / 21044507-009 Mastic Under #08 1st Floor	Yellow Non-Fibrous Homogeneous		100% Other	None Detected
10 / 21044507-010 12x12 Floor Tile 1st Floor	White Non-Fibrous Homogeneous		100% Other	None Detected

Analyst:

Approved Signatory:

Analysis Date: 8/27/2021

Date: 8/27/2021



SanAir ID Number

21044507

FINAL REPORT

8/27/2021 11:06:05 AM

**Name:** Environmental Consulting Group

**Address:** 105 S. York Road, Suite 250

Elmhurst, IL 60126

**Phone:** 630-607-0060

**Project Number:** AA213091-654

**P.O. Number:**

**Project Name:** City Of Harvey

**Collected Date:** 8/20/2021

**Received Date:** 8/24/2021 10:30:00 AM

Analyst: Pisula, Nicholas

## Asbestos Bulk PLM EPA 600/R-93/116

SanAir ID / Description	Stereoscopic	Components		Asbestos Fibers
	Appearance	% Fibrous	% Non-fibrous	
11 / 21044507-011 Mastic Under 10 1st Floor	Yellow Non-Fibrous Homogeneous		100% Other	None Detected
12 / 21044507-012 Transite Board	Grey Non-Fibrous Homogeneous		80% Other	20% Chrysotile

Analyst:

Approved Signatory:

Analysis Date: 8/27/2021

Date: 8/27/2021



## **Disclaimer**

This report is the sole property of the client named on the SanAir Technologies Laboratory chain-of-custody (COC). Results in the report are confidential information intended only for the use by the customer listed on the COC. Neither results nor reports will be discussed with or released to any third party without our client's written permission. The final report shall not be reproduced except in full without written approval of the laboratory to assure that parts of the report are not taken out of context. The information provided in this report applies only to the samples submitted and is relevant only for the date, time, and location of sampling. The accuracy of the results is dependent upon the client's sampling procedure and information provided to the laboratory by the client. SanAir assumes no responsibility for the sampling procedure and will provide evaluation reports based solely on the sample(s) in the condition in which they arrived at the laboratory and information provided by the client on the COC, such as: project number, project name, collection dates, po number, special instructions, samples collected by, sample numbers, sample identifications, sample type, selected analysis type, flow rate, total volume or area, and start stop times that may affect the validity of the results in this report. Samples were received in good condition unless otherwise noted on the report. SanAir assumes no responsibility or liability for the manner in which the results are used or interpreted. This report does not constitute and shall not be used to claim product certification, approval, or endorsement by NVLAP, NIST, or any other U.S. governmental agencies and may not be certified by every local, state, and federal regulatory agencies.

Samples are held for a period of 60 days. Fibers smaller than 5 microns cannot be seen with this method due to scope limitations.

For NY state samples, method EPA 600/M4-82-020 is performed.

### NYELAP Disclaimer:

Polarized- light microscopy is not consistently reliable in detecting asbestos in floor covering and similar non-friable organically bound materials. Quantitative transmission electron microscopy is currently the only method that can be used to determine if this material can be considered or treated as non-asbestos containing.

### Asbestos Certifications

NVLAP lab code 200870-0

City of Philadelphia: ALL-460

PA Department of Environmental Protection Number: 68-05397

California License Number: 2915

Colorado License Number: AL-23143

Connecticut License Number: PH-0105

Massachusetts License Number: AA000222

Maine License Number: LB-0075, LA-0084

New York ELAP lab ID: 11983

Rhode Island License Number: PCM00126, PLM00126, TEM00126

Texas Department of State Health Services License Number: 300440

Commonwealth of Virginia 3333000323

Washington State License Number: C989

West Virginia License Number: LT000616

Vermont License: AL166318

Louisiana Department of Environmental Quality: 212253, Cert 05088

Revision Date: 8/14/2020

Environmental Consulting Group, Inc.  
105 S. York St., Suite 250  
Elmhurst, IL 60126  
Phone: (630) 607-0060  
Fax: (630) 607-0650



# Asbestos Bulk Sampling Log and Chain of Custody Form

Page: 1 of 1

2044507

Project Name: City of Madison

Project Location: 311 W. 151st Street, Madison, WI 53704

Date of Collection: 8-20-21

ECG Project No.: AA013091-054

Turn Around: ☐ Immediate ☐ 6 Hrs ☐ 24 Hrs ☒ 48 Hrs ☐ 72 Hrs ☐ 96 Hrs

Analysis Requested: ☒ PLM ☐ TEM EPA NOB - EPA 600/R-93/116b ☐ Chatfield Method ☐ TEM Qualitative via Filtration Prep Technique

Report Results: ☒ E-mail: mschleyer@ecg.com ☐ Stop at 1st Positive: \_\_\_\_\_

## Chain of Custody Information

Inspector Taking Samples: Tino Nguyen

Person Delivering at Lab and Time: Tino Nguyen

Person Receiving at Lab and Time: \_\_\_\_\_

Sample No.	HA	Material Description	Location Sampled
01	1	Bedroom Floor	Bedroom
02	2	Furniture	
03	3	Tile	
04	4	White exterior window frame	East side exterior
05	5	Daycare wall	1st Floor
06	6	Daycare wall	2nd Floor
07	7	Yellow Form (interior)	1st Floor
08	8	18"x12" Piece Floor Tile	
09	9	Yellow Mastic Under Floor	
10	10	18"x18" White Floor Tile	
11	11	Yellow Mastic Under Floor	
12	12	Gray Tiles on Ceiling	

Comments: \_\_\_\_\_

Tino 8/24/21 10:30am

United States Department of Commerce  
National Institute of Standards and Technology



---

## Certificate of Accreditation to ISO/IEC 17025:2017

---

NVLAP LAB CODE: 200870-0

**SanAir Technologies Laboratory, Inc.**  
Powhatan, VA

*is accredited by the National Voluntary Laboratory Accreditation Program for specific services,  
listed on the Scope of Accreditation, for:*

### **Asbestos Fiber Analysis**

*This laboratory is accredited in accordance with the recognized International Standard ISO/IEC 17025:2017.  
This accreditation demonstrates technical competence for a defined scope and the operation of a laboratory quality  
management system (refer to joint ISO-ILAC-IAF Communique dated January 2009).*

---

2021-04-01 through 2022-03-31

*Effective Dates*



---

*Dana S. Haman*  
For the National Voluntary Laboratory Accreditation Program

**SCOPE OF ACCREDITATION TO ISO/IEC 17025:2017**

**SanAir Technologies Laboratory, Inc.**

1551 Oakbridge Drive

Suite B

Powhatan, VA 23139

Ms. Sandra Sobrino

Phone: 804-897-1177 Fax: 804-897-0070

Email: [ssobrino@sanair.com](mailto:ssobrino@sanair.com)

<http://www.sanair.com>

**ASBESTOS FIBER ANALYSIS**

**NVLAP LAB CODE 200870-0**

**Bulk Asbestos Analysis**

**Code**

**Description**

18/A01

EPA -- 40 CFR Appendix E to Subpart E of Part 763, Interim Method of the Determination of Asbestos in Bulk Insulation Samples

18/A03

EPA 600/R-93/116: Method for the Determination of Asbestos in Bulk Building Materials


**Airborne Asbestos Analysis**

**Code**

**Description**

18/A02

U.S. EPA's "Interim Transmission Electron Microscopy Analytical Methods-Mandatory and Nonmandatory-and Mandatory Section to Determine Completion of Response Actions" as found in 40 CFR, Part 763, Subpart E, Appendix A.



*For the National Voluntary Laboratory Accreditation Program*

## **Appendix D**

### **XRF Documentation**

## Performance Characteristic Sheet

EFFECTIVE DATE: September 24, 2004

EDITION NO.: 1

### MANUFACTURER AND MODEL:

Make: Niton LLC

Tested Model: XLp 300

Source:  $^{109}\text{Cd}$ 

Note: This PCS is also applicable to the equivalent model variations indicated below, for the Lead-in-Paint K+L variable reading time mode, in the XLi and XLp series:

XLi 300A, XLi 301A, XLi 302A and XLi 303A.

XLp 300A, XLp 301A, XLp 302A and XLp 303A.

XLi 700A, XLi 701A, XLi 702A and XLi 703A.

XLp 700A, XLp 701A, XLp 702A, and XLp 703A.

Note: The XLi and XLp versions refer to the shape of the handle part of the instrument. The differences in the model numbers reflect other modes available, in addition to Lead-in-Paint modes. The manufacturer states that specifications for these instruments are identical for the source, detector, and detector electronics relative to the Lead-in-Paint mode.

## FIELD OPERATION GUIDANCE

### OPERATING PARAMETERS:

Lead-in-Paint K+L variable reading time mode.

### XRF CALIBRATION CHECK LIMITS:

0.8 to 1.2 mg/cm<sup>2</sup> (inclusive)

The calibration of the XRF instrument should be checked using the paint film nearest 1.0 mg/cm<sup>2</sup> in the NIST Standard Reference Material (SRM) used (e.g., for NIST SRM 2579, use the 1.02 mg/cm<sup>2</sup> film).

If readings are outside the acceptable calibration check range, follow the manufacturer's instructions to bring the instruments into control before XRF testing proceeds.

### SUBSTRATE CORRECTION:

For XRF results using Lead-in-Paint K+L variable reading time mode, substrate correction is not needed for:

Brick, Concrete, Drywall, Metal, Plaster, and Wood

### INCONCLUSIVE RANGE OR THRESHOLD:

K+L MODE READING DESCRIPTION	SUBSTRATE	THRESHOLD (mg/cm <sup>2</sup> )
Results not corrected for substrate bias on any substrate	Brick	1.0
	Concrete	1.0
	Drywall	1.0
	Metal	1.0
	Plaster	1.0
	Wood	1.0

## BACKGROUND INFORMATION

### EVALUATION DATA SOURCE AND DATE:

This sheet is supplemental information to be used in conjunction with Chapter 7 of the HUD *Guidelines for the Evaluation and Control of Lead-Based Paint Hazards in Housing* ("HUD Guidelines"). Performance parameters shown on this sheet are calculated from the EPA/HUD evaluation using archived building components. Testing was conducted in August 2004 on 133 testing combinations. The instruments that were used to perform the testing had new sources; one instrument's was installed in November 2003 with 40 mCi initial strength, and the other's was installed June 2004 with 40 mCi initial strength.

### OPERATING PARAMETERS:

Performance parameters shown in this sheet are applicable only when properly operating the instrument using the manufacturer's instructions and procedures described in Chapter 7 of the HUD Guidelines.

### SUBSTRATE CORRECTION VALUE COMPUTATION:

Substrate correction is not needed for brick, concrete, drywall, metal, plaster or wood when using Lead-in-Paint K+L variable reading time mode, the normal operating mode for these instruments. If substrate correction is desired, refer to Chapter 7 of the HUD Guidelines for guidance on correcting XRF results for substrate bias.

### EVALUATING THE QUALITY OF XRF TESTING:

Randomly select ten testing combinations for retesting from each house or from two randomly selected units in multifamily housing. Use the K+L variable time mode readings.

Conduct XRF retesting at the ten testing combinations selected for retesting.

Determine if the XRF testing in the units or house passed or failed the test by applying the steps below.

Compute the Retest Tolerance Limit by the following steps:

Determine XRF results for the original and retest XRF readings. Do not correct the original or retest results for substrate bias. In single-family housing a result is defined as the average of three readings. In multifamily housing, a result is a single reading. Therefore, there will be ten original and ten retest XRF results for each house or for the two selected units.

Calculate the average of the original XRF result and retest XRF result for each testing combination.

Square the average for each testing combination.

Add the ten squared averages together. Call this quantity C.

Multiply the number C by 0.0072. Call this quantity D.

Add the number 0.032 to D. Call this quantity E.

Take the square root of E. Call this quantity F.

Multiply F by 1.645. The result is the Retest Tolerance Limit.

Compute the average of all ten original XRF results.

Compute the average of all ten re-test XRF results.

Find the absolute difference of the two averages.

If the difference is less than the Retest Tolerance Limit, the inspection has passed the retest. If the difference of the overall averages equals or exceeds the Retest Tolerance Limit, this procedure should be repeated with ten new testing combinations. If the difference of the overall averages is equal to or greater than the Retest Tolerance Limit a second time, then the inspection should be considered deficient.

Use of this procedure is estimated to produce a spurious result approximately 1% of the time. That is, results of this procedure will call for further examination when no examination is warranted in approximately 1 out of 100 dwelling units tested.

#### TESTING TIMES:

For the Lead-in-Paint K+L variable reading time mode, the instrument continues to read until it is moved away from the testing surface, terminated by the user, or the instrument software indicates the reading is complete. The following table provides testing time information for this testing mode. The times have been adjusted for source decay, normalized to the initial source strengths as noted above. Source strength and type of substrate will affect actual testing times. At the time of testing, the instruments had source strengths of 26.6 and 36.6 mCi.

Testing Times Using K+L Reading Mode (Seconds)						
	All Data			Median for laboratory-measured lead levels (mg/cm <sup>2</sup> )		
Substrate	25 <sup>th</sup> Percentile	Median	75 <sup>th</sup> Percentile	Pb < 0.25	0.25 ≤ Pb < 1.0	1.0 ≤ Pb
Wood Drywall	4	11	19	11	15	11
Metal	4	12	18	9	12	14
Brick Concrete Plaster	8	16	22	15	18	16

#### CLASSIFICATION RESULTS:

XRF results are classified as positive if they are greater than or equal to the threshold, and negative if they are less than the threshold.

#### DOCUMENTATION:

A document titled *Methodology for XRF Performance Characteristic Sheets* provides an explanation of the statistical methodology used to construct the data in the sheets, and provides empirical results from using the recommended inconclusive ranges or thresholds for specific XRF instruments. For a copy of this document call the National Lead Information Center Clearinghouse at 1-800-424-LEAD.

This XRF Performance Characteristic Sheet was developed by the Midwest Research Institute (MRI) and QuanTech, Inc., under a contract between MRI and the XRF manufacturer. HUD has determined that the information provided here is acceptable when used as guidance in conjunction with Chapter 7, Lead-Based Paint Inspection, of HUD's *Guidelines for the Evaluation and Control of Lead-Based Paint Hazards in Housing*.



## **Appendix E**

### **Table II - Lead-Based Paint Testing Results Table**

**Table II: Lead-Based Paint Testing Results**

311 W. 151st Place  
Harvey, Illinois

	A	B	C	D	F	G	H	I	J	K	L	M	N
	Reading No	Date and Time	Type	Duration	Floor	Side	Room	Component	Substrate	Condition	Color	Results	Lead Concentration (Mg/Cm <sup>2</sup> )
1													
2	711	8/20/2021 12:58	Paint	1.81	FIRST	B	EXTERIOR	WINDOW FRAME	WOOD	POOR	BROWN	Negative	0
3	712	8/20/2021 12:59	Paint	1.81	FIRST	B	EXTERIOR	WINDOW FRAME	WOOD	POOR	BROWN	Negative	0
4	713	8/20/2021 12:59	Paint	1.09	FIRST	B	EXTERIOR	CEILING	WOOD	POOR	BROWN	Negative	0
5	714	8/20/2021 12:59	Paint	2.18	FIRST	D	EXTERIOR	DOOR FRAME	WOOD	POOR	WHITE	Negative	0
6	715	8/20/2021 13:00	Paint	1.09	FIRST	D	BEDROOM 1	DOOR FRAME	WOOD	POOR	WHITE	Negative	0
7	716	8/20/2021 13:00	Paint	1.08	FIRST	D	BEDROOM 1	CEILING	DRYWALL	POOR	WHITE	Negative	0
8	717	8/20/2021 13:00	Paint	1.1	FIRST	A	BEDROOM 1	WALL	DRYWALL	POOR	WHITE	Negative	0
9	718	8/20/2021 13:00	Paint	1.1	FIRST	C	BEDROOM 2	WALL	DRYWALL	POOR	WHITE	Negative	0
10	719	8/20/2021 13:00	Paint	1.09	FIRST	D	BEDROOM 2	WALL	DRYWALL	POOR	WHITE	Negative	0
11	720	8/20/2021 13:01	Paint	1.1	SECOND	D	DINING ROOM	WALL	DRYWALL	POOR	WHITE	Negative	0
12	721	8/20/2021 13:01	Paint	1.1	SECOND	D	DINING ROOM	CEILING	DRYWALL	POOR	WHITE	Negative	0
13	722	8/20/2021 13:01	Paint	1.1	SECOND	A	DINING ROOM	WALL	DRYWALL	POOR	WHITE	Negative	0
14	723	8/20/2021 13:01	Paint	1.09	SECOND	D	DINING ROOM	DOOR FRAME	WOOD	POOR	WHITE	Negative	0
15	724	8/20/2021 13:02	Paint	1.1	SECOND	D	DINING ROOM	DOOR JAMB	WOOD	POOR	WHITE	Negative	0



**E n v i r o n m e n t a l   C o n s u l t i n g   G r o u p ,   I n c .**

September 7, 2021

Mr. Timothy Williams  
City of Harvey  
15320 Broadway Avenue  
Harvey, Illinois 60436

Re:    **Asbestos and Lead-Based Paint Testing Report**  
      PIN #29-18-100-011-0000  
      313 W. 151<sup>st</sup> Place  
      Harvey, Illinois

Dear Mr. Williams:

In response to your request, Environmental Consulting Group, Inc. (ECG) has completed testing of suspect asbestos-containing materials (ACMs) and lead-based painted (LBP) components. The samples were collected from the building located at 313 W. 151<sup>st</sup> Place, in Harvey, Illinois. This building is scheduled for demolition. This report provides an executive summary, an outline of the scope-of-work, and analytical results for the materials tested.

**1.0 Executive Summary**

On August 20, 2021, ECG collected 13 samples of suspect asbestos-containing materials from the subject building. Also, during the inspection a total of 20 lead test points (readings) were obtained using an X-Ray Fluorescence (XRF) analyzer.

**The results of testing showed that the following building materials sampled are classified as ACMs:**

- **9"x9" brown floor tile and associated black mastic – throughout the building**
- **Gray transite board – throughout the building**

**None of the painted components tested positive for lead-based paint during the inspection.**

## **2.0 Scope-of-Work**

The scope-of-work for this project included testing suspect ACMs and LBPs prior to demolition activities. ECG representative Mr. Thad Ryniak completed the sampling on August 20, 2021. Mr. Ryniak is an Illinois Department of Public Health-licensed Asbestos and Lead Risk Assessor.

ECG certifications are located in Appendix A.

## **3.0 Analytical Testing - Asbestos**

Samples were sent for analysis to SanAir Technologies Laboratory (SanAir), located in Powhatan, Virginia. SanAir is recognized under the National Voluntary Laboratory Accreditation Program (NVLAP) as Laboratory #20002946-0. All samples were analyzed by EPA 600/R-93/116 Method using Polarized Light Microscopy (PLM) methods with dispersion staining as described by the interim method of the determination of asbestos in the bulk insulation, Federal Register Volume 47, No 103, May 27, 1982. This is a standard method of analysis in optical mineralogy and the current specified method for the determination of asbestos in bulk samples in Appendix A, Subpart F, 40 CFR Part 763, Section 1.

During analysis, a suspect asbestos-containing material is immersed in a solution of known refractive index and subjected to illumination by polarized light. The characteristic color displays that result enable mineral identification. PLM is an Environmental Protection Agency (EPA)-recognized method for determining asbestos content in bulk samples.

#### **4.0 Inspection Results - Asbestos**

U.S. Environmental Protection Agency (EPA) defines asbestos-containing materials (ACMs) as those materials containing greater than 1% (>1%) asbestos by weight. It should be noted that similar materials may be located in areas concealed by floors, walls, chases, riser columns, etc., and that were otherwise inaccessible during the survey. Any homogeneous materials found in the residence similar to those listed as asbestos herein, must be handled as an ACM. Every attempt was made to thoroughly inspect for the presence of suspect ACM throughout the subject residence. Representative and random sampling was performed by ECG throughout the subject residence.

Any additional suspect ACM not specifically listed in this report should be assumed to contain asbestos until it can be sampled and analyzed prior to demolition, in accordance with applicable regulatory standards.

Table I in Appendix B summarizes the results of the asbestos testing. Analytical results and laboratory certifications are located in Appendix C.

#### **5.0 Analytical Testing – Lead-Based Paint**

A Niton XRF analyzer, model XLp300, was utilized to test building components for the presence of lead-based paint. The XRF utilizes a radioactive cadmium source to determine whether lead is present in a surface. During testing, the cadmium source releases a controlled gamma ray beam onto a surface and, by measuring the diffraction gradient of the reflected emissions, the XRF detector can determine whether or not lead is present in the surface material (e.g. paint). To ensure an accurate reading, the XRF was calibrated at the beginning and end of the inspection.

Required information regarding the XRF analyzer is located in Appendix D.

#### **6.0 Inspection Results – Lead-Based Paint**

According to the Environmental Protection Agency (EPA), the definition of lead-based paint is paint with a composition that includes lead at a concentration greater than or equal to one milligram of lead per square centimeter (1.0 mg/cm<sup>2</sup>).

Table II in Appendix E summarizes the lead-based paint testing results. Condition of all painted surfaces tested is also included in Appendix E. Positive readings area highlighted in red.

## **7.0 Conclusions**

On August 20, 2021, ECG collected 13 samples of suspect asbestos-containing materials from the subject building. Also, during the inspection a total of 20 lead test points (readings) were obtained using an X-Ray Fluorescence (XRF) analyzer.

**The results of testing showed that the following building materials sampled are classified as ACMs:**


- **9"x9" brown floor tile and associated black mastic – throughout the building**
- **Gray transite board – throughout the building**

**None of the painted components tested positive for lead-based paint during the inspection.**

If you have any questions or comments, please contact our office.

Sincerely,

**ENVIRONMENTAL CONSULTING GROUP, INC.**



Thad Ryniak  
Project Manager

## **Appendices**

Appendix A – ECG Certifications

Appendix B – Table I - Asbestos Bulk Sampling Results Table

Appendix C – Asbestos Analytical Results and Laboratory Certifications

Appendix D – XRF Documentation

Appendix E – Table II - Lead-Based Paint Testing Results Table

## **Appendix A**

### **ECG Certifications**



525-535 West Jefferson Street • Springfield, Illinois 62761-0001 • [www.dph.illinois.gov](http://www.dph.illinois.gov)

**THAD J RYNIAK**  
400 VILLAGE CIRCLE #302  
WILLOW SPRINGS, IL 60480

4/13/2021



ASBESTOS PROFESSIONAL LICENSE ID NUMBER: 09551

Enclosed is your Asbestos Professional License. Please note the expiration date on the card and in the image depicted below.

**COPY OF THE ASBESTOS PROFESSIONAL LICENSE**

Front of License

Back of License

 <b>ASBESTOS PROFESSIONAL LICENSE</b>			<b>ENDORSEMENTS</b>	<b>TC EXPIRES</b>
<b>ID NUMBER</b> 100 - 09551	<b>ISSUED</b> 4/13/2021	<b>EXPIRES</b> 05/15/2022	INSPECTOR	11/13/2021
<b>THAD J RYNIAK</b> 400 VILLAGE CIRCLE #302 WILLOW SPRINGS, IL 60480 Environmental Health			PROJECT MANAGER AIR SAMPLING PROFESSIONAL	11/14/2021
			<b>Alteration of this license shall result in legal action</b> This license issued under authority of the State of Illinois Department of Public Health This license is valid only when accompanied by a valid training course certificate.	

If you have any questions or need further assistance, contact the Asbestos Program at (217)782-3517 or fax (217)785-5897.

Our WEB address is: [dph.illinois.gov/topics-services/environmental-health-protection/asbestos](http://dph.illinois.gov/topics-services/environmental-health-protection/asbestos)  
EMAIL Address: [dph.asbestos@illinois.gov](mailto:dph.asbestos@illinois.gov)



2020



OCCUPATIONAL TRAINING & SUPPLY, INC.  
7233 S. Adams Street | Willowbrook, IL 60527 | (630) 655-3900 | [www.otssafety.com](http://www.otssafety.com)

# Asbestos Building Inspector Refresher

Occupational Training & Supply, Inc. certifies that

**Thad Ryniak**

has successfully completed the Asbestos Building Inspector Refresher course and has passed the competency exam with a minimum score of 70%. The course is accredited by the Illinois Department of Public Health and Indiana Department of Environmental Management for purposes of accreditation in accordance with EPA 40 CFR 763, Asbestos Hazard Emergency response Act (AHERA) and TSCA Title II.

Course Date: 11/13/2020

Exam Date: 11/13/2020

Expiration Date: 11/13/2021

Certificate Number: BIR2011132441

Kathy DeSalvo, Director



525-535 West Jefferson Street • Springfield, Illinois 62761-0001 • [www.dph.illinois.gov](http://www.dph.illinois.gov)

1/13/2021

LICENSE NUMBER: 011252

Thad J Ryniak  
400 Village Cir., Apt #302  
Willow Springs, IL 60480

### LICENSE APPROVED

IDPH recently received and reviewed your application for lead licensure. Your qualifications have been reviewed and found that you meet the requirements set forth by the Lead Poisoning Prevention Code, Section 845.125. Therefore, your application for lead licensure is now complete. Enclosed please find your lead license card. Please have this identification card with you at all times while conducting lead abatement activities.

IDPH has updated its 7 – Day Notice of Commencement effective immediately. The revised document can be identified by its 9/16 revision date on the bottom left corner. Please discontinue using the old form and begin using the new form as soon as possible. The revised form is located in the same web address that the old form was located (<http://www.dph.illinois.gov/sites/default/files/forms/7-day-notice-leadabatement-mitigation-project-091916.pdf>).



**PROTECTING HEALTH, IMPROVING LIVES**  
*Nationally Accredited by PHAB*



# Environmental Management Institute

5610 Crawfordsville Road, Suite 15, Indianapolis, Indiana 46224-3714

317/248-4848 • 800/488-8842 • FAX 317/248-4846  
[www.spea.iupui.edu/Envtl\\_mgmt](http://www.spea.iupui.edu/Envtl_mgmt)

This confirms that

**Thad Ryniak**

400 Village Circle #302  
Willow Springs, IL 60480

Completed the 8 Instructional Hour Refresher Course

**Lead Risk Assessor**

Course Date  
July 24, 2019

and Successfully Passed the Examination  
July 24, 2019

Joan B. Ketterman  
Training Manager

Jack E. Leonard  
Instructor

Certificate: LRAR- 3006

Approved by: Illinois Department of Public Health (Expires 3 years from exam date)  
Indiana State Department of Health (Expires 3 years from exam date)  
U.S. Environmental Protection Agency

## **Appendix B**

### **Table I - Asbestos Bulk Sampling Results Table**



**Table I - Asbestos Results Summary Table**

City of Harvey  
313 W. 151st Place  
Harvey, Illinois

Sample ID	Material Sampled	Location	% Asbestos
1	Black roof field	Rooftop	None Detected
2	Black roof flashing	Rooftop	None Detected
3	Black roof tar paper	Rooftop	None Detected
4	White exterior window glaze	Exterior	None Detected
5	12"x12" black floor tile	2nd floor unit	None Detected
6	Yellow mastic under #05	2nd floor unit	None Detected
7	White drywall wall	2nd floor unit	None Detected
8	White drywall compound	2nd floor unit	None Detected
9	12"x12" white stick on floor tile	1st floor unit	None Detected
10	9"x9" brown floor tile	1st floor unit	<b>5% Chrysotile</b>
11	Yellow mastic under #09	1st floor unit	None Detected
12	Black mastic under #10	1st floor unit	<b>3% Chrysotile</b>
13	Gray transite board	1st floor unit	<b>20% Chrysotile</b>

## **Appendix C**

### **Asbestos Analytical Results and Laboratory Certifications**



**The Identification Specialists**

Analysis Report  
prepared for  
Environmental Consulting Group

**Report Date: 8/26/2021**

**Project Name: City Of Harvey**

**Project #: AA213091-654**

**SanAir ID#: 21044510**



NVLAP LAB CODE 200870-0

1551 Oakbridge Dr. Suite B | Powhatan, Virginia 23139-8061  
888.895.1177 | 804.897.1177 | fax: 804.897.0070 | [IAQ@SanAir.com](mailto:IAQ@SanAir.com) | [SanAir.com](http://SanAir.com)



SanAir ID Number

21044510

FINAL REPORT

8/26/2021 5:03:06 PM

**Name:** Environmental Consulting Group  
**Address:** 105 S. York Road, Suite 250  
Elmhurst, IL 60126  
**Phone:** 630-607-0060

**Project Number:** AA213091-654  
**P.O. Number:**  
**Project Name:** City Of Harvey  
**Collected Date:** 8/20/2021  
**Received Date:** 8/24/2021 10:30:00 AM

Dear Thad Ryniak,

We at SanAir would like to thank you for the work you recently submitted. The 13 sample(s) were received on Tuesday, August 24, 2021 via FedEx. The final report(s) is enclosed for the following sample(s): 01, 02, 03, 04, 05, 06, 07, 08, 09, 10, 11, 12, 13.

These results only pertain to this job and should not be used in the interpretation of any other job. This report is only complete in its entirety. Refer to the listing below of the pages included in a complete final report.

Sincerely,

A handwritten signature in black ink that reads "Sandra Sobrino". The signature is fluid and cursive.

Sandra Sobrino  
Asbestos & Materials Laboratory Manager  
SanAir Technologies Laboratory

**Final Report Includes:**

- Cover Letter
- Analysis Pages
- Disclaimers and Additional Information

**Sample conditions:**

- 13 samples in Good condition.





SanAir ID Number

21044510

FINAL REPORT

8/26/2021 5:03:06 PM

**Name:** Environmental Consulting Group  
**Address:** 105 S. York Road, Suite 250  
Elmhurst, IL 60126  
**Phone:** 630-607-0060

**Project Number:** AA213091-654**P.O. Number:****Project Name:** City Of Harvey**Collected Date:** 8/20/2021**Received Date:** 8/24/2021 10:30:00 AM

Analyst: Pisula, Nicholas

**Asbestos Bulk PLM EPA 600/R-93/116**

SanAir ID / Description	Stereoscopic	Components		Asbestos Fibers
	Appearance	% Fibrous	% Non-fibrous	
01 / 21044510-001 Roof Field Building Exterior	Black Non-Fibrous Homogeneous	10% Cellulose	90% Other	None Detected
02 / 21044510-002 Roof Flashing Building Exterior	Black Non-Fibrous Homogeneous		100% Other	None Detected
03 / 21044510-003 Roof Tar Paper Building Exterior	Black Fibrous Homogeneous	60% Cellulose	40% Other	None Detected
04 / 21044510-004 Exterior Window Glaze Building Exterior	White Non-Fibrous Homogeneous		100% Other	None Detected
05 / 21044510-005 12x12 Floor Tile 1st Floor	Black Non-Fibrous Homogeneous		100% Other	None Detected
06 / 21044510-006 Mastic Under 05 1st Floor	Black Non-Fibrous Homogeneous		100% Other	None Detected
07 / 21044510-007 Drywall Wall 2nd Floor	White Non-Fibrous Homogeneous		100% Other	None Detected
08 / 21044510-008 Drywall Compound 2nd Floor	White Non-Fibrous Homogeneous		100% Other	None Detected
09 / 21044510-009 12x12 Stick On FT 1st Floor	White Non-Fibrous Homogeneous		100% Other	None Detected
10 / 21044510-010 9x9 FT 1st Floor	Brown Non-Fibrous Homogeneous		95% Other	5% Chrysotile

Analyst:

Approved Signatory:

Analysis Date: 8/26/2021

Date: 8/26/2021



SanAir ID Number

21044510

FINAL REPORT

8/26/2021 5:03:06 PM

**Name:** Environmental Consulting Group  
**Address:** 105 S. York Road, Suite 250  
Elmhurst, IL 60126  
**Phone:** 630-607-0060

**Project Number:** AA213091-654

**P.O. Number:**

**Project Name:** City Of Harvey

**Collected Date:** 8/20/2021

**Received Date:** 8/24/2021 10:30:00 AM

Analyst: Pisula, Nicholas

## Asbestos Bulk PLM EPA 600/R-93/116

SanAir ID / Description	Stereoscopic	Components		Asbestos Fibers
	Appearance	% Fibrous	% Non-fibrous	
11 / 21044510-011 Mastic Under 09 1st Floor	Yellow Non-Fibrous Homogeneous		100% Other	None Detected
12 / 21044510-012 Mastic Under 10 1st Floor	Black Non-Fibrous Homogeneous		97% Other	3% Chrysotile
13 / 21044510-013 Transite Board 1st Floor	Grey Non-Fibrous Homogeneous		80% Other	20% Chrysotile

Analyst:

Approved Signatory:

Analysis Date: 8/26/2021

Date: 8/26/2021

## **Disclaimer**

This report is the sole property of the client named on the SanAir Technologies Laboratory chain-of-custody (COC). Results in the report are confidential information intended only for the use by the customer listed on the COC. Neither results nor reports will be discussed with or released to any third party without our client's written permission. The final report shall not be reproduced except in full without written approval of the laboratory to assure that parts of the report are not taken out of context. The information provided in this report applies only to the samples submitted and is relevant only for the date, time, and location of sampling. The accuracy of the results is dependent upon the client's sampling procedure and information provided to the laboratory by the client. SanAir assumes no responsibility for the sampling procedure and will provide evaluation reports based solely on the sample(s) in the condition in which they arrived at the laboratory and information provided by the client on the COC, such as: project number, project name, collection dates, po number, special instructions, samples collected by, sample numbers, sample identifications, sample type, selected analysis type, flow rate, total volume or area, and start stop times that may affect the validity of the results in this report. Samples were received in good condition unless otherwise noted on the report. SanAir assumes no responsibility or liability for the manner in which the results are used or interpreted. This report does not constitute and shall not be used to claim product certification, approval, or endorsement by NVLAP, NIST, or any other U.S. governmental agencies and may not be certified by every local, state, and federal regulatory agencies.

Samples are held for a period of 60 days. Fibers smaller than 5 microns cannot be seen with this method due to scope limitations.

For NY state samples, method EPA 600/M4-82-020 is performed.

### **NYELAP Disclaimer:**

Polarized- light microscopy is not consistently reliable in detecting asbestos in floor covering and similar non-friable organically bound materials. Quantitative transmission electron microscopy is currently the only method that can be used to determine if this material can be considered or treated as non-asbestos containing.

### **Asbestos Certifications**

NVLAP lab code 200870-0

City of Philadelphia: ALL-460

PA Department of Environmental Protection Number: 68-05397

California License Number: 2915

Colorado License Number: AL-23143

Connecticut License Number: PH-0105

Massachusetts License Number: AA000222

Maine License Number: LB-0075, LA-0084

New York ELAP lab ID: 11983

Rhode Island License Number: PCM00126, PLM00126, TEM00126

Texas Department of State Health Services License Number: 300440

Commonwealth of Virginia 3333000323

Washington State License Number: C989


West Virginia License Number: LT000616

Vermont License: AL166318

Louisiana Department of Environmental Quality: 212253, Cert 05088

Revision Date: 8/14/2020

Environmental Consulting Group, Inc.  
105 S. York St., Suite 250  
Elmhurst, IL 60126  
Phone: (630) 607-0060  
Fax: (630) 607-0650



# Asbestos Bulk Sampling Log and Chain of Custody Form

Page: 1 of 2

710114510

Project Name: City of Elmhurst

Project Location: 313 W 151st Street, Elmhurst, IL

Date of Collection: 8-20-21

ECG Project No.: AK213091-654

## Chain of Custody Information

Inspector Taking Samples: Todd Ryan

Person Delivering at Lab and Time: Todd Ryan

Person Receiving at Lab and Time: \_\_\_\_\_

Turn Around: ☐ Immediate ☐ 6 Hrs ☐ 24 Hrs ☒ 48 Hrs ☐ 72 Hrs ☐ 96 Hrs

Analysis Requested: ☒ PLM ☐ TEM EPA NOB - EPA 600/R-93/116b ☐ Chatfield Method ☐ TEM Qualitative via Filtration Prep Technique

Report Results: ☒ E-mail: mschloper@ecginc.com ☐ Stop at 1st Positive: \_\_\_\_\_

Sample No.	HA	Material Description	Location Sampled
01	1	Brick foot stone	Brick foot stone
02	2	Brick	Brick
03	3	Brick	Brick
04	4	White exterior window casing	White exterior window casing
05	5	Brick 11" x 11" floor tile	Brick 11" x 11" floor tile
06	6	Yellow Mason joint	Yellow Mason joint
07	7	White drywall joint	White drywall joint
08	8	White drywall joint	White drywall joint
09	9	11" x 11" white stone on floor	11" x 11" white stone on floor
10	10	9" x 9" brown tile	9" x 9" brown tile
11	11	Yellow mastic under tile	Yellow mastic under tile
12	12	Brick	Brick
13	13	Brick	Brick
14	14	Brick	Brick

Comments: \_\_\_\_\_

TAB 8/24/21 10:30am

United States Department of Commerce  
National Institute of Standards and Technology



---

## Certificate of Accreditation to ISO/IEC 17025:2017

---

NVLAP LAB CODE: 200870-0

**SanAir Technologies Laboratory, Inc.**  
Powhatan, VA

*is accredited by the National Voluntary Laboratory Accreditation Program for specific services,  
listed on the Scope of Accreditation, for:*


### **Asbestos Fiber Analysis**

*This laboratory is accredited in accordance with the recognized International Standard ISO/IEC 17025:2017.  
This accreditation demonstrates technical competence for a defined scope and the operation of a laboratory quality  
management system (refer to joint ISO-ILAC-IAF Communique dated January 2009).*

---

2021-04-01 through 2022-03-31

*Effective Dates*



---

*Tara S. Haman*  
For the National Voluntary Laboratory Accreditation Program

**SCOPE OF ACCREDITATION TO ISO/IEC 17025:2017**

**SanAir Technologies Laboratory, Inc.**

1551 Oakbridge Drive

Suite B

Powhatan, VA 23139

Ms. Sandra Sobrino

Phone: 804-897-1177 Fax: 804-897-0070

Email: [ssobrino@sanair.com](mailto:ssobrino@sanair.com)

<http://www.sanair.com>

**ASBESTOS FIBER ANALYSIS**


**NVLAP LAB CODE 200870-0**

**Bulk Asbestos Analysis**

<u>Code</u>	<u>Description</u>
18/A01	EPA -- 40 CFR Appendix E to Subpart E of Part 763, Interim Method of the Determination of Asbestos in Bulk Insulation Samples
18/A03	EPA 600/R-93/116: Method for the Determination of Asbestos in Bulk Building Materials

**Airborne Asbestos Analysis**

<u>Code</u>	<u>Description</u>
18/A02	U.S. EPA's "Interim Transmission Electron Microscopy Analytical Methods-Mandatory and Nonmandatory-and Mandatory Section to Determine Completion of Response Actions" as found in 40 CFR, Part 763, Subpart E, Appendix A.



*For the National Voluntary Laboratory Accreditation Program*

## **Appendix D**

### **XRF Documentation**

## Performance Characteristic Sheet

EFFECTIVE DATE: September 24, 2004

EDITION NO.: 1

### MANUFACTURER AND MODEL:

Make: Niton LLC

Tested Model: XLp 300

Source:  $^{109}\text{Cd}$ 

Note: This PCS is also applicable to the equivalent model variations indicated below, for the Lead-in-Paint K+L variable reading time mode, in the XLi and XLp series:

XLi 300A, XLi 301A, XLi 302A and XLi 303A.

XLp 300A, XLp 301A, XLp 302A and XLp 303A.

XLi 700A, XLi 701A, XLi 702A and XLi 703A.

XLp 700A, XLp 701A, XLp 702A, and XLp 703A.

Note: The XLi and XLp versions refer to the shape of the handle part of the instrument. The differences in the model numbers reflect other modes available, in addition to Lead-in-Paint modes. The manufacturer states that specifications for these instruments are identical for the source, detector, and detector electronics relative to the Lead-in-Paint mode.

## FIELD OPERATION GUIDANCE

### OPERATING PARAMETERS:

Lead-in-Paint K+L variable reading time mode.

### XRF CALIBRATION CHECK LIMITS:

0.8 to 1.2 mg/cm<sup>2</sup> (inclusive)

The calibration of the XRF instrument should be checked using the paint film nearest 1.0 mg/cm<sup>2</sup> in the NIST Standard Reference Material (SRM) used (e.g., for NIST SRM 2579, use the 1.02 mg/cm<sup>2</sup> film).

If readings are outside the acceptable calibration check range, follow the manufacturer's instructions to bring the instruments into control before XRF testing proceeds.

### SUBSTRATE CORRECTION:

For XRF results using Lead-in-Paint K+L variable reading time mode, substrate correction is not needed for:

Brick, Concrete, Drywall, Metal, Plaster, and Wood

### INCONCLUSIVE RANGE OR THRESHOLD:

K+L MODE READING DESCRIPTION	SUBSTRATE	THRESHOLD (mg/cm <sup>2</sup> )
Results not corrected for substrate bias on any substrate	Brick	1.0
	Concrete	1.0
	Drywall	1.0
	Metal	1.0
	Plaster	1.0
	Wood	1.0



## BACKGROUND INFORMATION

### EVALUATION DATA SOURCE AND DATE:

This sheet is supplemental information to be used in conjunction with Chapter 7 of the HUD *Guidelines for the Evaluation and Control of Lead-Based Paint Hazards in Housing* ("HUD Guidelines"). Performance parameters shown on this sheet are calculated from the EPA/HUD evaluation using archived building components. Testing was conducted in August 2004 on 133 testing combinations. The instruments that were used to perform the testing had new sources; one instrument's was installed in November 2003 with 40 mCi initial strength, and the other's was installed June 2004 with 40 mCi initial strength.

### OPERATING PARAMETERS:

Performance parameters shown in this sheet are applicable only when properly operating the instrument using the manufacturer's instructions and procedures described in Chapter 7 of the HUD Guidelines.

### SUBSTRATE CORRECTION VALUE COMPUTATION:

Substrate correction is not needed for brick, concrete, drywall, metal, plaster or wood when using Lead-in-Paint K+L variable reading time mode, the normal operating mode for these instruments. If substrate correction is desired, refer to Chapter 7 of the HUD Guidelines for guidance on correcting XRF results for substrate bias.

### EVALUATING THE QUALITY OF XRF TESTING:

Randomly select ten testing combinations for retesting from each house or from two randomly selected units in multifamily housing. Use the K+L variable time mode readings.

Conduct XRF retesting at the ten testing combinations selected for retesting.

Determine if the XRF testing in the units or house passed or failed the test by applying the steps below.

Compute the Retest Tolerance Limit by the following steps:

Determine XRF results for the original and retest XRF readings. Do not correct the original or retest results for substrate bias. In single-family housing a result is defined as the average of three readings. In multifamily housing, a result is a single reading. Therefore, there will be ten original and ten retest XRF results for each house or for the two selected units.

Calculate the average of the original XRF result and retest XRF result for each testing combination.

Square the average for each testing combination.

Add the ten squared averages together. Call this quantity C.

Multiply the number C by 0.0072. Call this quantity D.

Add the number 0.032 to D. Call this quantity E.

Take the square root of E. Call this quantity F.

Multiply F by 1.645. The result is the Retest Tolerance Limit.

Compute the average of all ten original XRF results.

Compute the average of all ten re-test XRF results.

Find the absolute difference of the two averages.

If the difference is less than the Retest Tolerance Limit, the inspection has passed the retest. If the difference of the overall averages equals or exceeds the Retest Tolerance Limit, this procedure should be repeated with ten new testing combinations. If the difference of the overall averages is equal to or greater than the Retest Tolerance Limit a second time, then the inspection should be considered deficient.

Use of this procedure is estimated to produce a spurious result approximately 1% of the time. That is, results of this procedure will call for further examination when no examination is warranted in approximately 1 out of 100 dwelling units tested.

#### TESTING TIMES:

For the Lead-in-Paint K+L variable reading time mode, the instrument continues to read until it is moved away from the testing surface, terminated by the user, or the instrument software indicates the reading is complete. The following table provides testing time information for this testing mode. The times have been adjusted for source decay, normalized to the initial source strengths as noted above. Source strength and type of substrate will affect actual testing times. At the time of testing, the instruments had source strengths of 26.6 and 36.6 mCi.

Testing Times Using K+L Reading Mode (Seconds)						
	All Data			Median for laboratory-measured lead levels (mg/cm <sup>2</sup> )		
Substrate	25 <sup>th</sup> Percentile	Median	75 <sup>th</sup> Percentile	Pb < 0.25	0.25 ≤ Pb < 1.0	1.0 ≤ Pb
Wood Drywall	4	11	19	11	15	11
Metal	4	12	18	9	12	14
Brick Concrete Plaster	8	16	22	15	18	16

#### CLASSIFICATION RESULTS:

XRF results are classified as positive if they are greater than or equal to the threshold, and negative if they are less than the threshold.

#### DOCUMENTATION:

A document titled *Methodology for XRF Performance Characteristic Sheets* provides an explanation of the statistical methodology used to construct the data in the sheets, and provides empirical results from using the recommended inconclusive ranges or thresholds for specific XRF instruments. For a copy of this document call the National Lead Information Center Clearinghouse at 1-800-424-LEAD.

This XRF Performance Characteristic Sheet was developed by the Midwest Research Institute (MRI) and QuanTech, Inc., under a contract between MRI and the XRF manufacturer. HUD has determined that the information provided here is acceptable when used as guidance in conjunction with Chapter 7, Lead-Based Paint Inspection, of HUD's *Guidelines for the Evaluation and Control of Lead-Based Paint Hazards in Housing*.

## **Appendix E**

### **Table II - Lead-Based Paint Testing Results Table**

**Table II: Lead-Based Paint Testing Results**

313 W. 151st Place

Harvey, Illinois

	A	B	C	D	F	G	H	I	J	K	L	M	N
	Reading No	Date and Time	Type	Duration	Floor	Side	Room	Component	Substrate	Condition	Color	Results	Lead Concentration (Mg/Cm <sup>2</sup> )
1													
2	725	8/20/2021 13:04	Paint	1.09	FIRST	D	DINING ROOM	DOOR JAMB	WOOD	POOR	WHITE	Negative	0
3	726	8/20/2021 13:05	Paint	1.09	FIRST	D	DINING ROOM	DOOR	WOOD	POOR	WHITE	Negative	0
4	727	8/20/2021 13:05	Paint	1.09	FIRST	D	DINING ROOM	CEILING	DRYWALL	POOR	WHITE	Negative	0
5	728	8/20/2021 13:06	Paint	1.08	FIRST	D	DINING ROOM	CEILING	DRYWALL	POOR	WHITE	Negative	0
6	729	8/20/2021 13:06	Paint	1.1	FIRST	D	DINING ROOM	WALL	DRYWALL	POOR	WHITE	Negative	0
7	730	8/20/2021 13:06	Paint	1.1	FIRST	B	DINING ROOM	WALL	DRYWALL	POOR	WHITE	Negative	0
8	731	8/20/2021 13:07	Paint	1.08	FIRST	A	DINING ROOM	WALL	DRYWALL	POOR	WHITE	Negative	0
9	732	8/20/2021 13:07	Paint	2.54	FIRST	D	DINING ROOM	WALL	DRYWALL	POOR	WHITE	Negative	0
10	733	8/20/2021 13:07	Paint	1.09	FIRST	D	BATHROOM	WALL	DRYWALL	POOR	WHITE	Negative	0
11	734	8/20/2021 13:07	Paint	1.1	FIRST	D	BATHROOM	CEILING	DRYWALL	POOR	WHITE	Negative	0
12	735	8/20/2021 13:08	Paint	1.1	FIRST	D	LIVING ROOM	WINDOW FRAME	WOOD	POOR	WHITE	Negative	0
13	736	8/20/2021 13:08	Paint	1.09	FIRST	D	LIVING ROOM	WINDOW	WOOD	POOR	WHITE	Negative	0
14	737	8/20/2021 13:08	Paint	1.08	FIRST	D	LIVING ROOM	CEILING	WOOD	POOR	WHITE	Negative	0
15	738	8/20/2021 13:10	Paint	1.09	FIRST	D	EXTERIOR	CEILING	WOOD	POOR	WHITE	Negative	0
16	739	8/20/2021 13:10	Paint	1.09	FIRST	D	EXTERIOR	CEILING	WOOD	POOR	RED	Negative	0
17	740	8/20/2021 13:10	Paint	1.09	FIRST	D	EXTERIOR	TRIM	WOOD	POOR	RED	Negative	0
18	741	8/20/2021 13:10	Paint	1.1	FIRST	D	EXTERIOR	TRIM	WOOD	POOR	WHITE	Negative	0
19	742	8/20/2021 13:11	Paint	1.1	FIRST	D	EXTERIOR	STAIR TREAD	WOOD	POOR	RED	Negative	0
20	743	8/20/2021 13:11	Paint	1.1	FIRST	D	EXTERIOR	HANDRAIL	WOOD	POOR	RED	Negative	0
21	744	8/20/2021 13:11	Paint	2.92		D	EXTERIOR	HANDRAIL	WOOD	POOR	RED	Negative	0



E n v i r o n m e n t a l   C o n s u l t i n g   G r o u p ,   I n c .

September 7, 2021

Mr. Timothy Williams  
City of Harvey  
15320 Broadway Avenue  
Harvey, Illinois 60436

Re:   **Asbestos and Lead-Based Paint Testing Report**  
PIN #29-18-100-010-0000  
315 W. 151<sup>st</sup> Place  
Harvey, Illinois

Dear Mr. Williams:

In response to your request, Environmental Consulting Group, Inc. (ECG) has completed testing of suspect asbestos-containing materials (ACMs) and lead-based painted (LBP) components. The samples were collected from the building located at 315 W. 151<sup>st</sup> Place, in Harvey, Illinois. This building is scheduled for demolition. This report provides an executive summary, an outline of the scope-of-work, and analytical results for the materials tested.

**1.0 Executive Summary**

On August 20, 2021, ECG collected six (6) samples of suspect asbestos-containing materials from the subject building. Also, during the inspection a total of nine (9) lead test points (readings) were obtained using an X-Ray Fluorescence (XRF) analyzer.

**The results of testing showed that none of the building materials sampled are classified as ACMs.**

**None of the painted components tested positive for lead-based paint during the inspection.**

## **2.0 Scope-of-Work**

The scope-of-work for this project included testing suspect ACMs and LBPs prior to demolition activities. ECG representative Mr. Thad Ryniak completed the sampling on August 20, 2021. Mr. Ryniak is an Illinois Department of Public Health-licensed Asbestos and Lead Risk Assessor.

ECG certifications are located in Appendix A.

## **3.0 Analytical Testing - Asbestos**

Samples were sent for analysis to SanAir Technologies Laboratory (SanAir), located in Powhatan, Virginia. SanAir is recognized under the National Voluntary Laboratory Accreditation Program (NVLAP) as Laboratory #20002946-0. All samples were analyzed by EPA 600/R-93/116 Method using Polarized Light Microscopy (PLM) methods with dispersion staining as described by the interim method of the determination of asbestos in the bulk insulation, Federal Register Volume 47, No 103, May 27, 1982. This is a standard method of analysis in optical mineralogy and the current specified method for the determination of asbestos in bulk samples in Appendix A, Subpart F, 40 CFR Part 763, Section 1.

During analysis, a suspect asbestos-containing material is immersed in a solution of known refractive index and subjected to illumination by polarized light. The characteristic color displays that result enable mineral identification. PLM is an Environmental Protection Agency (EPA)-recognized method for determining asbestos content in bulk samples.

#### **4.0 Inspection Results - Asbestos**

U.S. Environmental Protection Agency (EPA) defines asbestos-containing materials (ACMs) as those materials containing greater than 1% (>1%) asbestos by weight. It should be noted that similar materials may be located in areas concealed by floors, walls, chases, riser columns, etc., and that were otherwise inaccessible during the survey. Any homogeneous materials found in the residence similar to those listed as asbestos herein, must be handled as an ACM. Every attempt was made to thoroughly inspect for the presence of suspect ACM throughout the subject residence. Representative and random sampling was performed by ECG throughout the subject residence.

Any additional suspect ACM not specifically listed in this report should be assumed to contain asbestos until it can be sampled and analyzed prior to demolition, in accordance with applicable regulatory standards.

Table I in Appendix B summarizes the results of the asbestos testing. Analytical results and laboratory certifications are located in Appendix C.

#### **5.0 Analytical Testing – Lead-Based Paint**

A Niton XRF analyzer, model XLp300, was utilized to test building components for the presence of lead-based paint. The XRF utilizes a radioactive cadmium source to determine whether lead is present in a surface. During testing, the cadmium source releases a controlled gamma ray beam onto a surface and, by measuring the diffraction gradient of the reflected emissions, the XRF detector can determine whether or not lead is present in the surface material (e.g. paint). To ensure an accurate reading, the XRF was calibrated at the beginning and end of the inspection.

Required information regarding the XRF analyzer is located in Appendix D.

#### **6.0 Inspection Results – Lead-Based Paint**

According to the Environmental Protection Agency (EPA), the definition of lead-based paint is paint with a composition that includes lead at a concentration greater than or equal to one milligram of lead per square centimeter (1.0 mg/cm<sup>2</sup>).

Table II in Appendix E summarizes the lead-based paint testing results. Condition of all painted surfaces tested is also included in Appendix E. Positive readings area highlighted in red.

## **7.0 Conclusions**

On August 20, 2021, ECG collected six (6) samples of suspect asbestos-containing materials from the subject building. Also, during the inspection a total of nine (9) lead test points (readings) were obtained using an X-Ray Fluorescence (XRF) analyzer.


**The results of testing showed that none of the building materials sampled are classified as ACMs.**

**None of the painted components tested positive for lead-based paint during the inspection.**

If you have any questions or comments, please contact our office.

Sincerely,

**ENVIRONMENTAL CONSULTING GROUP, INC.**



Thad Ryniak  
Project Manager

## **Appendices**

Appendix A – ECG Certifications

Appendix B – Table I - Asbestos Bulk Sampling Results Table

Appendix C – Asbestos Analytical Results and Laboratory Certifications

Appendix D – XRF Documentation

Appendix E – Table II - Lead-Based Paint Testing Results Table



## **Appendix A**

### **ECG Certifications**



525-535 West Jefferson Street • Springfield, Illinois 62761-0001 • [www.dph.illinois.gov](http://www.dph.illinois.gov)

**THAD J RYNIAK**  
400 VILLAGE CIRCLE #302  
WILLOW SPRINGS, IL 60480

4/13/2021



ASBESTOS PROFESSIONAL LICENSE ID NUMBER: 09551

Enclosed is your Asbestos Professional License. Please note the expiration date on the card and in the image depicted below.

**COPY OF THE ASBESTOS PROFESSIONAL LICENSE**

Front of License

Back of License

 <b>ASBESTOS PROFESSIONAL LICENSE</b>			<b>ENDORSEMENTS</b>	<b>TC EXPIRES</b>
<b>ID NUMBER</b> 100 - 09551	<b>ISSUED</b> 4/13/2021	<b>EXPIRES</b> 05/15/2022	INSPECTOR	11/13/2021
<b>THAD J RYNIAK</b> 400 VILLAGE CIRCLE #302 WILLOW SPRINGS, IL 60480 Environmental Health			PROJECT MANAGER AIR SAMPLING PROFESSIONAL	11/14/2021
			<b>Alteration of this license shall result in legal action</b> This license issued under authority of the State of Illinois Department of Public Health This license is valid only when accompanied by a valid training course certificate.	

If you have any questions or need further assistance, contact the Asbestos Program at (217)782-3517 or fax (217)785-5897.

Our WEB address is: [dph.illinois.gov/topics-services/environmental-health-protection/asbestos](http://dph.illinois.gov/topics-services/environmental-health-protection/asbestos)  
EMAIL Address: [dph.asbestos@illinois.gov](mailto:dph.asbestos@illinois.gov)

2020



OCCUPATIONAL TRAINING & SUPPLY, INC.  
7233 S. Adams Street | Willowbrook, IL 60527 | (630) 655-3900 | [www.otssafety.com](http://www.otssafety.com)

# Asbestos Building Inspector Refresher

Occupational Training & Supply, Inc. certifies that

**Thad Ryniak**

has successfully completed the Asbestos Building Inspector Refresher course and has passed the competency exam with a minimum score of 70%. The course is accredited by the Illinois Department of Public Health and Indiana Department of Environmental Management for purposes of accreditation in accordance with EPA 40 CFR 763, Asbestos Hazard Emergency response Act (AHERA) and TSCA Title II.

Course Date: 11/13/2020

Exam Date: 11/13/2020

Expiration Date: 11/13/2021

Certificate Number: BIR2011132441

Kathy DeSalvo, Director



525-535 West Jefferson Street • Springfield, Illinois 62761-0001 • [www.dph.illinois.gov](http://www.dph.illinois.gov)

1/13/2021

LICENSE NUMBER: 011252

Thad J Ryniak  
400 Village Cir., Apt #302  
Willow Springs, IL 60480

### LICENSE APPROVED

IDPH recently received and reviewed your application for lead licensure. Your qualifications have been reviewed and found that you meet the requirements set forth by the Lead Poisoning Prevention Code, Section 845.125. Therefore, your application for lead licensure is now complete. Enclosed please find your lead license card. Please have this identification card with you at all times while conducting lead abatement activities.

IDPH has updated its 7 – Day Notice of Commencement effective immediately. The revised document can be identified by its 9/16 revision date on the bottom left corner. Please discontinue using the old form and begin using the new form as soon as possible. The revised form is located in the same web address that the old form was located (<http://www.dph.illinois.gov/sites/default/files/forms/7-day-notice-leadabatement-mitigation-project-091916.pdf>).



**PROTECTING HEALTH, IMPROVING LIVES**  
*Nationally Accredited by PHAB*



# Environmental Management Institute

5610 Crawfordsville Road, Suite 15, Indianapolis, Indiana 46224-3714

317/248-4848 • 800/488-8842 • FAX 317/248-4846  
[www.spea.iupui.edu/Envtl\\_mgmt](http://www.spea.iupui.edu/Envtl_mgmt)

This confirms that

**Thad Ryniak**

400 Village Circle #302  
Willow Springs, IL 60480

Completed the 8 Instructional Hour Refresher Course

**Lead Risk Assessor**

Course Date  
July 24, 2019

and Successfully Passed the Examination  
July 24, 2019

Joan B. Ketterman  
Training Manager

Jack E. Leonard  
Instructor

Certificate: LRAR- 3006

Approved by: Illinois Department of Public Health (Expires 3 years from exam date)  
Indiana State Department of Health (Expires 3 years from exam date)  
U.S. Environmental Protection Agency

## **Appendix B**

### **Table I - Asbestos Bulk Sampling Results Table**



**Table I - Asbestos Results Summary Table**

City of Harvey  
315 W. 151st Place  
Harvey, Illinois

Sample ID	Material Sampled	Location	% Asbestos
1	Black roof field	Rooftop	None Detected
2	Black roof flashing	Rooftop	None Detected
3	Black roof tar paper	Rooftop	None Detected
4	White exterior window glaze	Exterior	None Detected
5	White drywall wall	2nd floor unit	None Detected
6	White drywall compound	2nd floor unit	None Detected

## **Appendix C**

### **Asbestos Analytical Results and Laboratory Certifications**





**The Identification Specialists**

Analysis Report  
prepared for  
Environmental Consulting Group

**Report Date: 8/26/2021**

**Project Name: City Of Harvey**

**Project #: AA213091-654**

**SanAir ID#: 21044505**



NVLAP LAB CODE 200870-0

1551 Oakbridge Dr. Suite B | Powhatan, Virginia 23139-8061  
888.895.1177 | 804.897.1177 | fax: 804.897.0070 | [IAQ@SanAir.com](mailto:IAQ@SanAir.com) | [SanAir.com](http://SanAir.com)



SanAir ID Number

21044505

FINAL REPORT

8/26/2021 5:00:13 PM

**Name:** Environmental Consulting Group  
**Address:** 105 S. York Road, Suite 250  
Elmhurst, IL 60126  
**Phone:** 630-607-0060

**Project Number:** AA213091-654  
**P.O. Number:**  
**Project Name:** City Of Harvey  
**Collected Date:** 8/20/2021  
**Received Date:** 8/24/2021 10:30:00 AM

Dear Thad Ryniak,

We at SanAir would like to thank you for the work you recently submitted. The 6 sample(s) were received on Tuesday, August 24, 2021 via FedEx. The final report(s) is enclosed for the following sample(s): 01, 02, 03, 04, 05, 06.

These results only pertain to this job and should not be used in the interpretation of any other job. This report is only complete in its entirety. Refer to the listing below of the pages included in a complete final report.

Sincerely,

A handwritten signature in black ink that reads "Sandra Sobrino". The signature is written in a cursive, flowing style.

Sandra Sobrino  
Asbestos & Materials Laboratory Manager  
SanAir Technologies Laboratory

**Final Report Includes:**

- Cover Letter
- Analysis Pages
- Disclaimers and Additional Information

**Sample conditions:**

- 6 samples in Good condition.



SanAir ID Number

21044505

FINAL REPORT

8/26/2021 5:00:13 PM

**Name:** Environmental Consulting Group  
**Address:** 105 S. York Road, Suite 250  
Elmhurst, IL 60126  
**Phone:** 630-607-0060

**Project Number:** AA213091-654**P.O. Number:****Project Name:** City Of Harvey**Collected Date:** 8/20/2021**Received Date:** 8/24/2021 10:30:00 AM

Analyst: Childress, Susan

**Asbestos Bulk PLM EPA 600/R-93/116**

SanAir ID / Description	Stereoscopic	Components		Asbestos Fibers
	Appearance	% Fibrous	% Non-fibrous	
01 / 21044505-001 Roof Field Building Exterior	Black Non-Fibrous Heterogeneous	15% Synthetic	85% Other	None Detected
02 / 21044505-002 Roof Flashing Building Exterior	Black Non-Fibrous Heterogeneous		100% Other	None Detected
03 / 21044505-003 Roof Tar Paper Building Exterior	Black Non-Fibrous Homogeneous	40% Cellulose	60% Other	None Detected
04 / 21044505-004 Ext Window Glaze Building Exterior	White Non-Fibrous Homogeneous		100% Other	None Detected
05 / 21044505-005 Drywall Wall 2nd Floor	White Non-Fibrous Homogeneous	3% Cellulose < 1% Glass	97% Other	None Detected
06 / 21044505-006 Drywall Compound 2nd Floor	White Non-Fibrous Homogeneous		100% Other	None Detected

Analyst: *Susan P. Childress*

Approved Signatory:

*Johnathan Wilson*

Analysis Date: 8/26/2021

Date: 8/26/2021

## **Disclaimer**

This report is the sole property of the client named on the SanAir Technologies Laboratory chain-of-custody (COC). Results in the report are confidential information intended only for the use by the customer listed on the COC. Neither results nor reports will be discussed with or released to any third party without our client's written permission. The final report shall not be reproduced except in full without written approval of the laboratory to assure that parts of the report are not taken out of context. The information provided in this report applies only to the samples submitted and is relevant only for the date, time, and location of sampling. The accuracy of the results is dependent upon the client's sampling procedure and information provided to the laboratory by the client. SanAir assumes no responsibility for the sampling procedure and will provide evaluation reports based solely on the sample(s) in the condition in which they arrived at the laboratory and information provided by the client on the COC, such as: project number, project name, collection dates, po number, special instructions, samples collected by, sample numbers, sample identifications, sample type, selected analysis type, flow rate, total volume or area, and start stop times that may affect the validity of the results in this report. Samples were received in good condition unless otherwise noted on the report. SanAir assumes no responsibility or liability for the manner in which the results are used or interpreted. This report does not constitute and shall not be used to claim product certification, approval, or endorsement by NVLAP, NIST, or any other U.S. governmental agencies and may not be certified by every local, state, and federal regulatory agencies.

Samples are held for a period of 60 days. Fibers smaller than 5 microns cannot be seen with this method due to scope limitations.

For NY state samples, method EPA 600/M4-82-020 is performed.

### **NYELAP Disclaimer:**

Polarized- light microscopy is not consistently reliable in detecting asbestos in floor covering and similar non-friable organically bound materials. Quantitative transmission electron microscopy is currently the only method that can be used to determine if this material can be considered or treated as non-asbestos containing.

### **Asbestos Certifications**

NVLAP lab code 200870-0

City of Philadelphia: ALL-460

PA Department of Environmental Protection Number: 68-05397

California License Number: 2915

Colorado License Number: AL-23143

Connecticut License Number: PH-0105

Massachusetts License Number: AA000222

Maine License Number: LB-0075, LA-0084

New York ELAP lab ID: 11983

Rhode Island License Number: PCM00126, PLM00126, TEM00126

Texas Department of State Health Services License Number: 300440

Commonwealth of Virginia 3333000323

Washington State License Number: C989

West Virginia License Number: LT000616

Vermont License: AL166318

Louisiana Department of Environmental Quality: 212253, Cert 05088

Revision Date: 8/14/2020

Environmental Consulting Group, Inc.  
105 S. York St., Suite 250  
Elmhurst, IL 60126  
Phone: (630) 607-0060  
Fax: (630) 607-0650

## Asbestos Bulk Sampling Log and Chain of Custody Form

Page: 1 of 1

21044505

Project Name

CITY OF HAWLEY

Project Location

315 W. 15th Street Hawley Illinois

Date of Collection

8-10-11

ECG Project No.

AA 813091-054

### Chain of Custody Information

Inspector Taking Samples:

THAN BROWN

Person Delivering at Lab and Time:

THAN BROWN

Person Receiving at Lab and Time:

WU 012412 10:30am

Turn Around:

☐ Immediate

☐ 6 Hrs

☐ 24 Hrs

☒ 48 Hrs

☐ 72 Hrs

☐ 96 Hrs

Analysis Requested:

☒ PLM

☐ TEM EPA NOB - EPA 600/R-93/116b

☐ Chatfield Method

☐ TEM Qualitative via Filtration Prep Technique

Report Results:

☒ E-mail: [Thyanka.Brown@ecg.com](mailto:Thyanka.Brown@ecg.com)

☐ Stop at 1st Positive:

Sample No.	HA	Material Description	Location Sampled
01	1	BRICK ROOF ELEV	BRICK ROOF EXTENSION
02	2	BRICK ROOF ELEV	BRICK ROOF EXTENSION
03	3	BRICK ROOF ELEV	BRICK ROOF EXTENSION
04	4	WHITE BRICK WINDOW SILL	BRICK ROOF EXTENSION
05	5	BRICK ROOF ELEV	BRICK ROOF EXTENSION
06	6	BRICK ROOF ELEV	BRICK ROOF EXTENSION
07	7	BRICK ROOF ELEV	BRICK ROOF EXTENSION
08	8	BRICK ROOF ELEV	BRICK ROOF EXTENSION
09	9	BRICK ROOF ELEV	BRICK ROOF EXTENSION
10	10	BRICK ROOF ELEV	BRICK ROOF EXTENSION
11	11	BRICK ROOF ELEV	BRICK ROOF EXTENSION
12	12	BRICK ROOF ELEV	BRICK ROOF EXTENSION
13	13	BRICK ROOF ELEV	BRICK ROOF EXTENSION
14	14	BRICK ROOF ELEV	BRICK ROOF EXTENSION
15	15	BRICK ROOF ELEV	BRICK ROOF EXTENSION
16	16	BRICK ROOF ELEV	BRICK ROOF EXTENSION
17	17	BRICK ROOF ELEV	BRICK ROOF EXTENSION
18	18	BRICK ROOF ELEV	BRICK ROOF EXTENSION
19	19	BRICK ROOF ELEV	BRICK ROOF EXTENSION
20	20	BRICK ROOF ELEV	BRICK ROOF EXTENSION

Comments:

United States Department of Commerce  
National Institute of Standards and Technology



---

## Certificate of Accreditation to ISO/IEC 17025:2017

---

NVLAP LAB CODE: 200870-0

**SanAir Technologies Laboratory, Inc.**  
Powhatan, VA

*is accredited by the National Voluntary Laboratory Accreditation Program for specific services,  
listed on the Scope of Accreditation, for:*


### **Asbestos Fiber Analysis**

*This laboratory is accredited in accordance with the recognized International Standard ISO/IEC 17025:2017.  
This accreditation demonstrates technical competence for a defined scope and the operation of a laboratory quality  
management system (refer to joint ISO-ILAC-IAF Communique dated January 2009).*

---

2021-04-01 through 2022-03-31

*Effective Dates*



---

*Tara S. Haman*  
For the National Voluntary Laboratory Accreditation Program

**SCOPE OF ACCREDITATION TO ISO/IEC 17025:2017**

**SanAir Technologies Laboratory, Inc.**

1551 Oakbridge Drive

Suite B

Powhatan, VA 23139

Ms. Sandra Sobrino

Phone: 804-897-1177 Fax: 804-897-0070

Email: [ssobrino@sanair.com](mailto:ssobrino@sanair.com)

<http://www.sanair.com>

**ASBESTOS FIBER ANALYSIS**

**NVLAP LAB CODE 200870-0**

**Bulk Asbestos Analysis**

**Code**

**Description**

18/A01

EPA -- 40 CFR Appendix E to Subpart E of Part 763, Interim Method of the Determination of Asbestos in Bulk Insulation Samples

18/A03

EPA 600/R-93/116: Method for the Determination of Asbestos in Bulk Building Materials


**Airborne Asbestos Analysis**

**Code**

**Description**

18/A02

U.S. EPA's "Interim Transmission Electron Microscopy Analytical Methods-Mandatory and Nonmandatory-and Mandatory Section to Determine Completion of Response Actions" as found in 40 CFR, Part 763, Subpart E, Appendix A.



*For the National Voluntary Laboratory Accreditation Program*

## **Appendix D**

### **XRF Documentation**



## Performance Characteristic Sheet

EFFECTIVE DATE: September 24, 2004

EDITION NO.: 1

### MANUFACTURER AND MODEL:

Make: Niton LLC

Tested Model: XLp 300

Source:  $^{109}\text{Cd}$ 

Note: This PCS is also applicable to the equivalent model variations indicated below, for the Lead-in-Paint K+L variable reading time mode, in the XLi and XLp series:

XLi 300A, XLi 301A, XLi 302A and XLi 303A.

XLp 300A, XLp 301A, XLp 302A and XLp 303A.

XLi 700A, XLi 701A, XLi 702A and XLi 703A.

XLp 700A, XLp 701A, XLp 702A, and XLp 703A.

Note: The XLi and XLp versions refer to the shape of the handle part of the instrument. The differences in the model numbers reflect other modes available, in addition to Lead-in-Paint modes. The manufacturer states that specifications for these instruments are identical for the source, detector, and detector electronics relative to the Lead-in-Paint mode.

## FIELD OPERATION GUIDANCE

### OPERATING PARAMETERS:

Lead-in-Paint K+L variable reading time mode.

### XRF CALIBRATION CHECK LIMITS:

0.8 to 1.2 mg/cm<sup>2</sup> (inclusive)

The calibration of the XRF instrument should be checked using the paint film nearest 1.0 mg/cm<sup>2</sup> in the NIST Standard Reference Material (SRM) used (e.g., for NIST SRM 2579, use the 1.02 mg/cm<sup>2</sup> film).

If readings are outside the acceptable calibration check range, follow the manufacturer's instructions to bring the instruments into control before XRF testing proceeds.

### SUBSTRATE CORRECTION:

For XRF results using Lead-in-Paint K+L variable reading time mode, substrate correction is not needed for:

Brick, Concrete, Drywall, Metal, Plaster, and Wood

### INCONCLUSIVE RANGE OR THRESHOLD:

K+L MODE READING DESCRIPTION	SUBSTRATE	THRESHOLD (mg/cm <sup>2</sup> )
Results not corrected for substrate bias on any substrate	Brick	1.0
	Concrete	1.0
	Drywall	1.0
	Metal	1.0
	Plaster	1.0
	Wood	1.0

## BACKGROUND INFORMATION

### EVALUATION DATA SOURCE AND DATE:

This sheet is supplemental information to be used in conjunction with Chapter 7 of the HUD *Guidelines for the Evaluation and Control of Lead-Based Paint Hazards in Housing* ("HUD Guidelines"). Performance parameters shown on this sheet are calculated from the EPA/HUD evaluation using archived building components. Testing was conducted in August 2004 on 133 testing combinations. The instruments that were used to perform the testing had new sources; one instrument's was installed in November 2003 with 40 mCi initial strength, and the other's was installed June 2004 with 40 mCi initial strength.

### OPERATING PARAMETERS:

Performance parameters shown in this sheet are applicable only when properly operating the instrument using the manufacturer's instructions and procedures described in Chapter 7 of the HUD Guidelines.

### SUBSTRATE CORRECTION VALUE COMPUTATION:

Substrate correction is not needed for brick, concrete, drywall, metal, plaster or wood when using Lead-in-Paint K+L variable reading time mode, the normal operating mode for these instruments. If substrate correction is desired, refer to Chapter 7 of the HUD Guidelines for guidance on correcting XRF results for substrate bias.

### EVALUATING THE QUALITY OF XRF TESTING:

Randomly select ten testing combinations for retesting from each house or from two randomly selected units in multifamily housing. Use the K+L variable time mode readings.

Conduct XRF retesting at the ten testing combinations selected for retesting.

Determine if the XRF testing in the units or house passed or failed the test by applying the steps below.

Compute the Retest Tolerance Limit by the following steps:

Determine XRF results for the original and retest XRF readings. Do not correct the original or retest results for substrate bias. In single-family housing a result is defined as the average of three readings. In multifamily housing, a result is a single reading. Therefore, there will be ten original and ten retest XRF results for each house or for the two selected units.

Calculate the average of the original XRF result and retest XRF result for each testing combination.

Square the average for each testing combination.

Add the ten squared averages together. Call this quantity C.

Multiply the number C by 0.0072. Call this quantity D.

Add the number 0.032 to D. Call this quantity E.

Take the square root of E. Call this quantity F.

Multiply F by 1.645. The result is the Retest Tolerance Limit.

Compute the average of all ten original XRF results.

Compute the average of all ten re-test XRF results.

Find the absolute difference of the two averages.

If the difference is less than the Retest Tolerance Limit, the inspection has passed the retest. If the difference of the overall averages equals or exceeds the Retest Tolerance Limit, this procedure should be repeated with ten new testing combinations. If the difference of the overall averages is equal to or greater than the Retest Tolerance Limit a second time, then the inspection should be considered deficient.

Use of this procedure is estimated to produce a spurious result approximately 1% of the time. That is, results of this procedure will call for further examination when no examination is warranted in approximately 1 out of 100 dwelling units tested.

#### TESTING TIMES:

For the Lead-in-Paint K+L variable reading time mode, the instrument continues to read until it is moved away from the testing surface, terminated by the user, or the instrument software indicates the reading is complete. The following table provides testing time information for this testing mode. The times have been adjusted for source decay, normalized to the initial source strengths as noted above. Source strength and type of substrate will affect actual testing times. At the time of testing, the instruments had source strengths of 26.6 and 36.6 mCi.

Testing Times Using K+L Reading Mode (Seconds)						
	All Data			Median for laboratory-measured lead levels (mg/cm <sup>2</sup> )		
Substrate	25 <sup>th</sup> Percentile	Median	75 <sup>th</sup> Percentile	Pb < 0.25	0.25 ≤ Pb < 1.0	1.0 ≤ Pb
Wood Drywall	4	11	19	11	15	11
Metal	4	12	18	9	12	14
Brick Concrete Plaster	8	16	22	15	18	16

#### CLASSIFICATION RESULTS:

XRF results are classified as positive if they are greater than or equal to the threshold, and negative if they are less than the threshold.

#### DOCUMENTATION:

A document titled *Methodology for XRF Performance Characteristic Sheets* provides an explanation of the statistical methodology used to construct the data in the sheets, and provides empirical results from using the recommended inconclusive ranges or thresholds for specific XRF instruments. For a copy of this document call the National Lead Information Center Clearinghouse at 1-800-424-LEAD.

This XRF Performance Characteristic Sheet was developed by the Midwest Research Institute (MRI) and QuanTech, Inc., under a contract between MRI and the XRF manufacturer. HUD has determined that the information provided here is acceptable when used as guidance in conjunction with Chapter 7, Lead-Based Paint Inspection, of HUD's *Guidelines for the Evaluation and Control of Lead-Based Paint Hazards in Housing*.

## **Appendix E**

### **Table II - Lead-Based Paint Testing Results Table**

**Table II: Lead-Based Paint Testing Results**

315 W. 151st Place

Harvey, Illinois

	A	B	C	D	F	G	H	I	J	K	L	M	N
	Reading No	Date and Time	Type	Duration	Floor	Side	Room	Component	Substrate	Condition	Color	Results	Lead Concentration (Mg/Cm <sup>2</sup> )
1													
2	745	8/20/2021 13:12	Paint	1.1	FIRST	B	EXTERIOR	DOOR FRAME	WOOD	POOR	WHITE	Negative	0
3	746	8/20/2021 13:14	Paint	1.09	FIRST	D	EXTERIOR	DOOR FRAME	WOOD	POOR	WHITE	Negative	0
4	747	8/20/2021 13:14	Paint	1.1	FIRST	D	EXTERIOR	DOOR JAMB	WOOD	POOR	WHITE	Negative	0
5	748	8/20/2021 13:14	Paint	1.1	FIRST	D	EXTERIOR	WINDOW FRAME	WOOD	POOR	WHITE	Negative	0
6	749	8/20/2021 13:14	Paint	1.1	FIRST	D	EXTERIOR	WINDOW SILL	WOOD	POOR	WHITE	Negative	0
7	750	8/20/2021 13:15	Paint	1.1	FIRST	D	EXTERIOR	WINDOW	WOOD	POOR	WHITE	Negative	0
8	751	8/20/2021 13:15	Paint	1.09	FIRST	D	EXTERIOR	WALL	DRYWALL	POOR	WHITE	Negative	0
9	752	8/20/2021 13:15	Paint	1.1	FIRST	D	BATHROOM	WALL	DRYWALL	POOR	WHITE	Negative	0
10	753	8/20/2021 13:15	Paint	1.1	FIRST	D	BATHROOM	CEILING	DRYWALL	POOR	WHITE	Negative	0



**E n v i r o n m e n t a l   C o n s u l t i n g   G r o u p ,   I n c .**

September 7, 2021

Mr. Timothy Williams  
City of Harvey  
15320 Broadway Avenue  
Harvey, Illinois 60436

Re:    **Asbestos and Lead-Based Paint Testing Report**  
      PIN #29-18-100-009-0000  
      317 W. 151<sup>st</sup> Place  
      Harvey, Illinois

Dear Mr. Williams:

In response to your request, Environmental Consulting Group, Inc. (ECG) has completed testing of suspect asbestos-containing materials (ACMs) and lead-based painted (LBP) components. The samples were collected from the building located at 317 W. 151<sup>st</sup> Place, in Harvey, Illinois. This building is scheduled for demolition. This report provides an executive summary, an outline of the scope-of-work, and analytical results for the materials tested.

**1.0 Executive Summary**

On August 20, 2021, ECG collected 11 samples of suspect asbestos-containing materials from the subject building. Also, during the inspection a total of 18 lead test points (readings) were obtained using an X-Ray Fluorescence (XRF) analyzer.

**The results of testing showed that the following building materials sampled are classified as ACMs:**

- **Gray transite board – throughout the building**

The following list summarizes the visible, accessible materials confirmed to contain less than (<1%) asbestos at the subject building:

- **Black mastic under 12”x12” black floor tile – 1<sup>st</sup> floor unit**

The U.S. Environmental Protection Agency (EPA) defines asbestos-containing materials (ACMs) as those materials containing greater than 1% asbestos by weight. Samples containing less than 1% asbestos are not considered regulated ACMs by some components of EPA regulations, but would still be regulated by some portions of the OSHA Asbestos Construction Industry standard 29 CFR 1926.1101 including but not limited to:

- Use of specified work practice controls when dealing with the materials
- Use of “competent persons” when managing the materials
- Completion of employee exposure monitoring to determine if employees are exposed to asbestos above the “permissible exposure limit (PEL)”
- Reporting employee exposure monitoring results to employees
- Record keeping with regards to employee exposure levels

**None of the painted components tested positive for lead-based paint during the inspection.**

## **2.0 Scope-of-Work**

The scope-of-work for this project included testing suspect ACMs and LBPs prior to demolition activities. ECG representative Mr. Thad Ryniak completed the sampling on August 20, 2021. Mr. Ryniak is an Illinois Department of Public Health-licensed Asbestos and Lead Risk Assessor.

ECG certifications are located in Appendix A.

### **3.0 Analytical Testing - Asbestos**

Samples were sent for analysis to SanAir Technologies Laboratory (SanAir), located in Powhatan, Virginia. SanAir is recognized under the National Voluntary Laboratory Accreditation Program (NVLAP) as Laboratory #20002946-0. All samples were analyzed by EPA 600/R-93/116 Method using Polarized Light Microscopy (PLM) methods with dispersion staining as described by the interim method of the determination of asbestos in the bulk insulation, Federal Register Volume 47, No 103, May 27, 1982. This is a standard method of analysis in optical mineralogy and the current specified method for the determination of asbestos in bulk samples in Appendix A, Subpart F, 40 CFR Part 763, Section 1.

During analysis, a suspect asbestos-containing material is immersed in a solution of known refractive index and subjected to illumination by polarized light. The characteristic color displays that result enable mineral identification. PLM is an Environmental Protection Agency (EPA)-recognized method for determining asbestos content in bulk samples.

### **4.0 Inspection Results - Asbestos**

U.S. Environmental Protection Agency (EPA) defines asbestos-containing materials (ACMs) as those materials containing greater than 1% (>1%) asbestos by weight. It should be noted that similar materials may be located in areas concealed by floors, walls, chases, riser columns, etc., and that were otherwise inaccessible during the survey. Any homogeneous materials found in the residence similar to those listed as asbestos herein, must be handled as an ACM. Every attempt was made to thoroughly inspect for the presence of suspect ACM throughout the subject residence. Representative and random sampling was performed by ECG throughout the subject residence.

Any additional suspect ACM not specifically listed in this report should be assumed to contain asbestos until it can be sampled and analyzed prior to demolition, in accordance with applicable regulatory standards.

Table I in Appendix B summarizes the results of the asbestos testing. Analytical results and laboratory certifications are located in Appendix C.



### **5.0 Analytical Testing – Lead-Based Paint**

A Niton XRF analyzer, model XLp300, was utilized to test building components for the presence of lead-based paint. The XRF utilizes a radioactive cadmium source to determine whether lead is present in a surface. During testing, the cadmium source releases a controlled gamma ray beam onto a surface and, by measuring the diffraction gradient of the reflected emissions, the XRF detector can determine whether or not lead is present in the surface material (e.g. paint). To ensure an accurate reading, the XRF was calibrated at the beginning and end of the inspection.

Required information regarding the XRF analyzer is located in Appendix D.

### **6.0 Inspection Results – Lead-Based Paint**

According to the Environmental Protection Agency (EPA), the definition of lead-based paint is paint with a composition that includes lead at a concentration greater than or equal to one milligram of lead per square centimeter (1.0 mg/cm<sup>2</sup>).

Table II in Appendix E summarizes the lead-based paint testing results. Condition of all painted surfaces tested is also included in Appendix E. Positive readings area highlighted in red.

### **7.0 Conclusions**

On August 20, 2021, ECG collected 13 samples of suspect asbestos-containing materials from the subject building. Also, during the inspection a total of 20 lead test points (readings) were obtained using an X-Ray Fluorescence (XRF) analyzer.

**The results of testing showed that the following building materials sampled are classified as ACMs:**


- **Gray transite board – throughout the building**

**None of the painted components tested positive for lead-based paint during the inspection.**

If you have any questions or comments, please contact our office.

Sincerely,

**ENVIRONMENTAL CONSULTING GROUP, INC.**

A handwritten signature in black ink, appearing to read "Thad Ryniak", is positioned above the printed name and title.

Thad Ryniak  
Project Manager

**Appendices**

Appendix A – ECG Certifications

Appendix B – Table I - Asbestos Bulk Sampling Results Table

Appendix C – Asbestos Analytical Results and Laboratory Certifications

Appendix D – XRF Documentation

Appendix E – Table II - Lead-Based Paint Testing Results Table

## **Appendix A**

### **ECG Certifications**



525-535 West Jefferson Street • Springfield, Illinois 62761-0001 • [www.dph.illinois.gov](http://www.dph.illinois.gov)

**THAD J RYNIAK**  
400 VILLAGE CIRCLE #302  
WILLOW SPRINGS, IL 60480

4/13/2021



ASBESTOS PROFESSIONAL LICENSE ID NUMBER: 09551

Enclosed is your Asbestos Professional License. Please note the expiration date on the card and in the image depicted below.

**COPY OF THE ASBESTOS PROFESSIONAL LICENSE**

Front of License

Back of License

 <b>ASBESTOS PROFESSIONAL LICENSE</b>			<b>ENDORSEMENTS</b>	<b>TC EXPIRES</b>
<b>ID NUMBER</b> 100 - 09551	<b>ISSUED</b> 4/13/2021	<b>EXPIRES</b> 05/15/2022	INSPECTOR	11/13/2021
<b>THAD J RYNIAK</b> 400 VILLAGE CIRCLE #302 WILLOW SPRINGS, IL 60480 Environmental Health			PROJECT MANAGER AIR SAMPLING PROFESSIONAL	11/14/2021
			<b>Alteration of this license shall result in legal action</b> This license issued under authority of the State of Illinois Department of Public Health This license is valid only when accompanied by a valid training course certificate.	

If you have any questions or need further assistance, contact the Asbestos Program at (217)782-3517 or fax (217)785-5897.

Our WEB address is: [dph.illinois.gov/topics-services/environmental-health-protection/asbestos](http://dph.illinois.gov/topics-services/environmental-health-protection/asbestos)  
EMAIL Address: [dph.asbestos@illinois.gov](mailto:dph.asbestos@illinois.gov)

2020



OCCUPATIONAL TRAINING & SUPPLY, INC.  
7233 S. Adams Street | Willowbrook, IL 60527 | (630) 655-3900 | [www.otssafety.com](http://www.otssafety.com)

# Asbestos Building Inspector Refresher

Occupational Training & Supply, Inc. certifies that

**Thad Ryniak**

has successfully completed the Asbestos Building Inspector Refresher course and has passed the competency exam with a minimum score of 70%. The course is accredited by the Illinois Department of Public Health and Indiana Department of Environmental Management for purposes of accreditation in accordance with EPA 40 CFR 763, Asbestos Hazard Emergency response Act (AHERA) and TSCA Title II.

Course Date: 11/13/2020

Exam Date: 11/13/2020

Expiration Date: 11/13/2021

Certificate Number: BIR2011132441

Kathy DeSalvo, Director



525-535 West Jefferson Street • Springfield, Illinois 62761-0001 • [www.dph.illinois.gov](http://www.dph.illinois.gov)

1/13/2021

LICENSE NUMBER: 011252

Thad J Ryniak  
400 Village Cir., Apt #302  
Willow Springs, IL 60480

### LICENSE APPROVED

IDPH recently received and reviewed your application for lead licensure. Your qualifications have been reviewed and found that you meet the requirements set forth by the Lead Poisoning Prevention Code, Section 845.125. Therefore, your application for lead licensure is now complete. Enclosed please find your lead license card. Please have this identification card with you at all times while conducting lead abatement activities.

IDPH has updated its 7 – Day Notice of Commencement effective immediately. The revised document can be identified by its 9/16 revision date on the bottom left corner. Please discontinue using the old form and begin using the new form as soon as possible. The revised form is located in the same web address that the old form was located (<http://www.dph.illinois.gov/sites/default/files/forms/7-day-notice-leadabatement-mitigation-project-091916.pdf>).



**PROTECTING HEALTH, IMPROVING LIVES**  
*Nationally Accredited by PHAB*



# Environmental Management Institute

5610 Crawfordsville Road, Suite 15, Indianapolis, Indiana 46224-3714

317/248-4848 • 800/488-8842 • FAX 317/248-4846  
www.spea.iupui.edu/Envtl\_mgmt

This confirms that

## Thad Ryniak

400 Village Circle #302  
Willow Springs, IL 60480

Completed the 8 Instructional Hour Refresher Course

**Lead Risk Assessor**

Course Date  
July 24, 2019

and Successfully Passed the Examination  
July 24, 2019

Joan B. Ketterman  
Training Manager

Jack E. Leonard  
Instructor

Certificate: LRAR- 3006

Approved by: Illinois Department of Public Health (Expires 3 years from exam date)  
Indiana State Department of Health (Expires 3 years from exam date)  
U.S. Environmental Protection Agency

## **Appendix B**

### **Table I - Asbestos Bulk Sampling Results Table**





**Table I - Asbestos Results Summary Table**

City of Harvey  
317 W. 151st Place  
Harvey, Illinois

Sample ID	Material Sampled	Location	% Asbestos
1	Black roof field	Rooftop	None Detected
2	Black roof flashing	Rooftop	None Detected
3	Black roof tar paper	Rooftop	None Detected
4	White exterior window glaze	Exterior	None Detected
5	White drywall wall	2nd floor unit	None Detected
6	White drywall compound	2nd floor unit	None Detected
7	12"x12" black floor tile	1st floor unit	None Detected
8	Yellow mastic under #07	1st floor unit	<1% Chrysotile
9	12"x12" green floor tile	1st floor unit	None Detected
10	Clear mastic under #09	1st floor unit	None Detected
11	Gray transite board	1st floor unit	<b>20% Chrysotile</b>

## **Appendix C**

### **Asbestos Analytical Results and Laboratory Certifications**



**The Identification Specialists**

Analysis Report  
prepared for  
Environmental Consulting Group

**Report Date: 8/26/2021**

**Project Name: City Of Harvey**

**Project #: AA213091-654**

**SanAir ID#: 21044508**



NVLAP LAB CODE 200870-0

1551 Oakbridge Dr. Suite B | Powhatan, Virginia 23139-8061  
888.895.1177 | 804.897.1177 | fax: 804.897.0070 | [IAQ@SanAir.com](mailto:IAQ@SanAir.com) | [SanAir.com](http://SanAir.com)



SanAir ID Number

21044508

FINAL REPORT

8/26/2021 6:01:51 PM

**Name:** Environmental Consulting Group  
**Address:** 105 S. York Road, Suite 250  
Elmhurst, IL 60126  
**Phone:** 630-607-0060

**Project Number:** AA213091-654  
**P.O. Number:**  
**Project Name:** City Of Harvey  
**Collected Date:** 8/20/2021  
**Received Date:** 8/24/2021 10:30:00 AM

Dear Thad Ryniak,

We at SanAir would like to thank you for the work you recently submitted. The 11 sample(s) were received on Tuesday, August 24, 2021 via FedEx. The final report(s) is enclosed for the following sample(s): 01, 02, 03, 04, 05, 06, 07, 08, 09, 10, 11.

These results only pertain to this job and should not be used in the interpretation of any other job. This report is only complete in its entirety. Refer to the listing below of the pages included in a complete final report.

Sincerely,

A handwritten signature in black ink that reads "Sandra Sobrino". The signature is fluid and cursive, with the first name "Sandra" being more prominent than the last name "Sobrino".

Sandra Sobrino  
Asbestos & Materials Laboratory Manager  
SanAir Technologies Laboratory

Final Report Includes:

- Cover Letter
- Analysis Pages
- Disclaimers and Additional Information

Sample conditions:

- 11 samples in Good condition.



SanAir ID Number

21044508

FINAL REPORT

8/26/2021 6:01:51 PM

**Name:** Environmental Consulting Group  
**Address:** 105 S. York Road, Suite 250  
Elmhurst, IL 60126  
**Phone:** 630-607-0060

**Project Number:** AA213091-654**P.O. Number:****Project Name:** City Of Harvey**Collected Date:** 8/20/2021**Received Date:** 8/24/2021 10:30:00 AM

Analyst: Li, Elizabeth

**Asbestos Bulk PLM EPA 600/R-93/116**

SanAir ID / Description	Stereoscopic	Components		Asbestos Fibers
	Appearance	% Fibrous	% Non-fibrous	
01 / 21044508-001 Roof Field Building Exterior	Black Non-Fibrous Heterogeneous	40% Cellulose	60% Other	None Detected
02 / 21044508-002 Roof Flashing Building Exterior	Black Non-Fibrous Heterogeneous	30% Synthetic	70% Other	None Detected
03 / 21044508-003 Roof Tar Paper Building Exterior	Black Fibrous Homogeneous	60% Cellulose	40% Other	None Detected
04 / 21044508-004 Exterior Window Glaze Building Exterior	White Non-Fibrous Homogeneous		100% Other	None Detected
05 / 21044508-005 Drywall Wall 2nd Floor	White Non-Fibrous Homogeneous	5% Cellulose	95% Other	None Detected
06 / 21044508-006 Drywall Compound 2nd Floor	White Non-Fibrous Homogeneous		100% Other	None Detected
07 / 21044508-007 12"x12" Floor Tile 1st Floor	Black Non-Fibrous Homogeneous		100% Other	None Detected
08 / 21044508-008 Mastic Under 07 1st Floor	Various Non-Fibrous Heterogeneous		100% Other	< 1% Chrysotile
09 / 21044508-009 12"x12" Stick On Flooring 1st Floor	Green Non-Fibrous Homogeneous		100% Other	None Detected
10 / 21044508-010 Mastic Under #09 1st Floor	Clear Non-Fibrous Homogeneous		100% Other	None Detected

Analyst: *Elizabeth Li*Approved Signatory: *[Signature]*

Analysis Date: 8/26/2021

Date: 8/26/2021



SanAir ID Number

21044508

FINAL REPORT

8/26/2021 6:01:51 PM

**Name:** Environmental Consulting Group

**Address:** 105 S. York Road, Suite 250

Elmhurst, IL 60126

**Phone:** 630-607-0060

**Project Number:** AA213091-654

**P.O. Number:**

**Project Name:** City Of Harvey

**Collected Date:** 8/20/2021

**Received Date:** 8/24/2021 10:30:00 AM

Analyst: Li, Elizabeth

## Asbestos Bulk PLM EPA 600/R-93/116

SanAir ID / Description	Stereoscopic	Components		Asbestos Fibers
	Appearance	% Fibrous	% Non-fibrous	
11 / 21044508-011 Transite Board 1st Floor	Gray Non-Fibrous Homogeneous		80% Other	20% Chrysotile

Analyst:

*Elizabeth Li*

Approved Signatory:

*[Signature]*

Analysis Date: 8/26/2021

Date: 8/26/2021

## **Disclaimer**

This report is the sole property of the client named on the SanAir Technologies Laboratory chain-of-custody (COC). Results in the report are confidential information intended only for the use by the customer listed on the COC. Neither results nor reports will be discussed with or released to any third party without our client's written permission. The final report shall not be reproduced except in full without written approval of the laboratory to assure that parts of the report are not taken out of context. The information provided in this report applies only to the samples submitted and is relevant only for the date, time, and location of sampling. The accuracy of the results is dependent upon the client's sampling procedure and information provided to the laboratory by the client. SanAir assumes no responsibility for the sampling procedure and will provide evaluation reports based solely on the sample(s) in the condition in which they arrived at the laboratory and information provided by the client on the COC, such as: project number, project name, collection dates, po number, special instructions, samples collected by, sample numbers, sample identifications, sample type, selected analysis type, flow rate, total volume or area, and start stop times that may affect the validity of the results in this report. Samples were received in good condition unless otherwise noted on the report. SanAir assumes no responsibility or liability for the manner in which the results are used or interpreted. This report does not constitute and shall not be used to claim product certification, approval, or endorsement by NVLAP, NIST, or any other U.S. governmental agencies and may not be certified by every local, state, and federal regulatory agencies.

Samples are held for a period of 60 days. Fibers smaller than 5 microns cannot be seen with this method due to scope limitations.

For NY state samples, method EPA 600/M4-82-020 is performed.

### **NYELAP Disclaimer:**

Polarized- light microscopy is not consistently reliable in detecting asbestos in floor covering and similar non-friable organically bound materials. Quantitative transmission electron microscopy is currently the only method that can be used to determine if this material can be considered or treated as non-asbestos containing.

### **Asbestos Certifications**

NVLAP lab code 200870-0

City of Philadelphia: ALL-460

PA Department of Environmental Protection Number: 68-05397

California License Number: 2915

Colorado License Number: AL-23143

Connecticut License Number: PH-0105

Massachusetts License Number: AA000222

Maine License Number: LB-0075, LA-0084

New York ELAP lab ID: 11983

Rhode Island License Number: PCM00126, PLM00126, TEM00126

Texas Department of State Health Services License Number: 300440

Commonwealth of Virginia 3333000323

Washington State License Number: C989

West Virginia License Number: LT000616

Vermont License: AL166318

Louisiana Department of Environmental Quality: 212253, Cert 05088

Revision Date: 8/14/2020

Environmental Consulting Group, Inc.  
105 S. York St., Suite 250  
Elmhurst, IL 60126  
Phone: (630) 607-0060  
Fax: (630) 607-0650

## Asbestos Bulk Sampling Log and Chain of Custody Form

Page: 1 of 1

200445000

Project Name: CITY OF HARVEY

Project Location: 317 W. 151st STREET, HARVEY, TEXAS 77033

Date of Collection: 8-10-01

ECG Project No.: AAH13091-654

### Chain of Custody Information

Inspector Taking Samples: THAD BYRNE

Person Delivering at Lab and Time: THAD BYRNE

Person Receiving at Lab and Time: ME 01/24/21 10:30AM

Turn Around: ☐ Immediate ☐ 6 Hrs ☐ 24 Hrs ☒ 48 Hrs ☐ 72 Hrs ☐ 96 Hrs

Analysis Requested: ☒ PLM ☐ TEM EPA NOB - EPA 600/R-93/116b ☐ Chatfield Method ☐ TEM Qualitative via Filtration Prep Technique

Report Results: ☒ E-mail: MSchlager@enviro.com ☐ Stop at 1st Positive: \_\_\_\_\_

Sample No.	HA	Material Description	Location Sampled
01	1	BRICK ROOF FIELD	POULDERS EXTENSION
02	2	1 FEATHERS	1
03	3	1 TAL PAPER	1
04	4	WHITE BRICKED WINDOW CURTAIN	1
05	5	1 DEWANE WALL	2ND FLOOR
06	6	1 COMPANION	1
07	7	1 "X" BRICK FLOOR TILE	1ST
08	8	1 YENNER MASTIC UNDER 07	1
09	9	1 "X" GREEN BRICK OR FLOOR TILE	1
10	10	1 CEMENT MASTIC UNDER # 09	1
11	11	1 CEMENT TILES BENEATH	1ST FLOOR

Comments: \_\_\_\_\_



United States Department of Commerce  
National Institute of Standards and Technology



---

## Certificate of Accreditation to ISO/IEC 17025:2017

---

NVLAP LAB CODE: 200870-0

**SanAir Technologies Laboratory, Inc.**  
Powhatan, VA

*is accredited by the National Voluntary Laboratory Accreditation Program for specific services,  
listed on the Scope of Accreditation, for:*

### **Asbestos Fiber Analysis**

*This laboratory is accredited in accordance with the recognized International Standard ISO/IEC 17025:2017.  
This accreditation demonstrates technical competence for a defined scope and the operation of a laboratory quality  
management system (refer to joint ISO-ILAC-IAF Communique dated January 2009).*

---

2021-04-01 through 2022-03-31

*Effective Dates*



---

*Dana S. Haman*  
For the National Voluntary Laboratory Accreditation Program

**SCOPE OF ACCREDITATION TO ISO/IEC 17025:2017**

**SanAir Technologies Laboratory, Inc.**

1551 Oakbridge Drive

Suite B

Powhatan, VA 23139

Ms. Sandra Sobrino

Phone: 804-897-1177 Fax: 804-897-0070

Email: [ssobrino@sanair.com](mailto:ssobrino@sanair.com)

<http://www.sanair.com>

**ASBESTOS FIBER ANALYSIS**

**NVLAP LAB CODE 200870-0**

**Bulk Asbestos Analysis**

**Code**

**Description**

18/A01

EPA -- 40 CFR Appendix E to Subpart E of Part 763, Interim Method of the Determination of Asbestos in Bulk Insulation Samples

18/A03

EPA 600/R-93/116: Method for the Determination of Asbestos in Bulk Building Materials


**Airborne Asbestos Analysis**

**Code**

**Description**

18/A02

U.S. EPA's "Interim Transmission Electron Microscopy Analytical Methods-Mandatory and Nonmandatory-and Mandatory Section to Determine Completion of Response Actions" as found in 40 CFR, Part 763, Subpart E, Appendix A.



*For the National Voluntary Laboratory Accreditation Program*

## **Appendix D**

### **XRF Documentation**

## Performance Characteristic Sheet

EFFECTIVE DATE: September 24, 2004

EDITION NO.: 1

### MANUFACTURER AND MODEL:

Make: Niton LLC

Tested Model: XLp 300

Source:  $^{109}\text{Cd}$ 

Note: This PCS is also applicable to the equivalent model variations indicated below, for the Lead-in-Paint K+L variable reading time mode, in the XLi and XLp series:

XLi 300A, XLi 301A, XLi 302A and XLi 303A.

XLp 300A, XLp 301A, XLp 302A and XLp 303A.

XLi 700A, XLi 701A, XLi 702A and XLi 703A.

XLp 700A, XLp 701A, XLp 702A, and XLp 703A.

Note: The XLi and XLp versions refer to the shape of the handle part of the instrument. The differences in the model numbers reflect other modes available, in addition to Lead-in-Paint modes. The manufacturer states that specifications for these instruments are identical for the source, detector, and detector electronics relative to the Lead-in-Paint mode.

## FIELD OPERATION GUIDANCE

### OPERATING PARAMETERS:

Lead-in-Paint K+L variable reading time mode.

### XRF CALIBRATION CHECK LIMITS:

0.8 to 1.2 mg/cm<sup>2</sup> (inclusive)

The calibration of the XRF instrument should be checked using the paint film nearest 1.0 mg/cm<sup>2</sup> in the NIST Standard Reference Material (SRM) used (e.g., for NIST SRM 2579, use the 1.02 mg/cm<sup>2</sup> film).

If readings are outside the acceptable calibration check range, follow the manufacturer's instructions to bring the instruments into control before XRF testing proceeds.

### SUBSTRATE CORRECTION:

For XRF results using Lead-in-Paint K+L variable reading time mode, substrate correction is not needed for:

Brick, Concrete, Drywall, Metal, Plaster, and Wood

### INCONCLUSIVE RANGE OR THRESHOLD:

K+L MODE READING DESCRIPTION	SUBSTRATE	THRESHOLD (mg/cm <sup>2</sup> )
Results not corrected for substrate bias on any substrate	Brick	1.0
	Concrete	1.0
	Drywall	1.0
	Metal	1.0
	Plaster	1.0
	Wood	1.0

## BACKGROUND INFORMATION

### EVALUATION DATA SOURCE AND DATE:

This sheet is supplemental information to be used in conjunction with Chapter 7 of the HUD *Guidelines for the Evaluation and Control of Lead-Based Paint Hazards in Housing* ("HUD Guidelines"). Performance parameters shown on this sheet are calculated from the EPA/HUD evaluation using archived building components. Testing was conducted in August 2004 on 133 testing combinations. The instruments that were used to perform the testing had new sources; one instrument's was installed in November 2003 with 40 mCi initial strength, and the other's was installed June 2004 with 40 mCi initial strength.

### OPERATING PARAMETERS:

Performance parameters shown in this sheet are applicable only when properly operating the instrument using the manufacturer's instructions and procedures described in Chapter 7 of the HUD Guidelines.

### SUBSTRATE CORRECTION VALUE COMPUTATION:

Substrate correction is not needed for brick, concrete, drywall, metal, plaster or wood when using Lead-in-Paint K+L variable reading time mode, the normal operating mode for these instruments. If substrate correction is desired, refer to Chapter 7 of the HUD Guidelines for guidance on correcting XRF results for substrate bias.

### EVALUATING THE QUALITY OF XRF TESTING:

Randomly select ten testing combinations for retesting from each house or from two randomly selected units in multifamily housing. Use the K+L variable time mode readings.

Conduct XRF retesting at the ten testing combinations selected for retesting.

Determine if the XRF testing in the units or house passed or failed the test by applying the steps below.

Compute the Retest Tolerance Limit by the following steps:

Determine XRF results for the original and retest XRF readings. Do not correct the original or retest results for substrate bias. In single-family housing a result is defined as the average of three readings. In multifamily housing, a result is a single reading. Therefore, there will be ten original and ten retest XRF results for each house or for the two selected units.

Calculate the average of the original XRF result and retest XRF result for each testing combination.

Square the average for each testing combination.

Add the ten squared averages together. Call this quantity C.

Multiply the number C by 0.0072. Call this quantity D.

Add the number 0.032 to D. Call this quantity E.

Take the square root of E. Call this quantity F.

Multiply F by 1.645. The result is the Retest Tolerance Limit.

Compute the average of all ten original XRF results.

Compute the average of all ten re-test XRF results.

Find the absolute difference of the two averages.

If the difference is less than the Retest Tolerance Limit, the inspection has passed the retest. If the difference of the overall averages equals or exceeds the Retest Tolerance Limit, this procedure should be repeated with ten new testing combinations. If the difference of the overall averages is equal to or greater than the Retest Tolerance Limit a second time, then the inspection should be considered deficient.

Use of this procedure is estimated to produce a spurious result approximately 1% of the time. That is, results of this procedure will call for further examination when no examination is warranted in approximately 1 out of 100 dwelling units tested.

#### TESTING TIMES:

For the Lead-in-Paint K+L variable reading time mode, the instrument continues to read until it is moved away from the testing surface, terminated by the user, or the instrument software indicates the reading is complete. The following table provides testing time information for this testing mode. The times have been adjusted for source decay, normalized to the initial source strengths as noted above. Source strength and type of substrate will affect actual testing times. At the time of testing, the instruments had source strengths of 26.6 and 36.6 mCi.

Testing Times Using K+L Reading Mode (Seconds)						
	All Data			Median for laboratory-measured lead levels (mg/cm <sup>2</sup> )		
Substrate	25 <sup>th</sup> Percentile	Median	75 <sup>th</sup> Percentile	Pb < 0.25	0.25 ≤ Pb < 1.0	1.0 ≤ Pb
Wood Drywall	4	11	19	11	15	11
Metal	4	12	18	9	12	14
Brick Concrete Plaster	8	16	22	15	18	16

#### CLASSIFICATION RESULTS:

XRF results are classified as positive if they are greater than or equal to the threshold, and negative if they are less than the threshold.

#### DOCUMENTATION:

A document titled *Methodology for XRF Performance Characteristic Sheets* provides an explanation of the statistical methodology used to construct the data in the sheets, and provides empirical results from using the recommended inconclusive ranges or thresholds for specific XRF instruments. For a copy of this document call the National Lead Information Center Clearinghouse at 1-800-424-LEAD.

This XRF Performance Characteristic Sheet was developed by the Midwest Research Institute (MRI) and QuanTech, Inc., under a contract between MRI and the XRF manufacturer. HUD has determined that the information provided here is acceptable when used as guidance in conjunction with Chapter 7, Lead-Based Paint Inspection, of HUD's *Guidelines for the Evaluation and Control of Lead-Based Paint Hazards in Housing*.

## **Appendix E**

### **Table II - Lead-Based Paint Testing Results Table**

**Table II: Lead-Based Paint Testing Results**

317 W. 151st Place

Harvey, Illinois

	A	B	C	D	F	G	H	I	J	K	L	M	N
1	Reading No	Date and Time	Type	Duration	Floor	Side	Room	Component	Substrate	Condition	Color	Results	Lead Concentration (Mg/Cm <sup>2</sup> )
2	754	8/20/2021 13:18	Paint	1.1	SECOND	D	LIVING ROOM	CEILING	DRYWALL	POOR	WHITE	Negative	0
3	755	8/20/2021 13:18	Paint	1.09	SECOND	D	LIVING ROOM	WALL	DRYWALL	POOR	WHITE	Negative	0
4	756	8/20/2021 13:19	Paint	1.1	SECOND	C	LIVING ROOM	WALL	DRYWALL	POOR	WHITE	Negative	0
5	757	8/20/2021 13:19	Paint	1.1	SECOND	B	LIVING ROOM	WALL	DRYWALL	POOR	WHITE	Negative	0
6	758	8/20/2021 13:19	Paint	1.46	SECOND	A	LIVING ROOM	WALL	DRYWALL	POOR	WHITE	Negative	0
7	759	8/20/2021 13:19	Paint	1.46	FIRST	A	LIVING ROOM	WALL	DRYWALL	FAIR	WHITE	Negative	0
8	760	8/20/2021 13:19	Paint	1.09	FIRST	C	LIVING ROOM	WALL	DRYWALL	FAIR	WHITE	Negative	0
9	761	8/20/2021 13:20	Paint	1.45	FIRST	B	LIVING ROOM	WALL	DRYWALL	FAIR	WHITE	Negative	0
10	762	8/20/2021 13:20	Paint	1.1	FIRST	D	LIVING ROOM	WALL	DRYWALL	FAIR	WHITE	Negative	0
11	763	8/20/2021 13:20	Paint	1.82	FIRST	D	LIVING ROOM	CEILING	DRYWALL	FAIR	WHITE	Negative	0
12	764	8/20/2021 13:21	Paint	1.09	FIRST	B	LIVING ROOM	DOOR FRAME	WOOD	FAIR	BEIGE	Negative	0
13	765	8/20/2021 13:21	Paint	1.1	FIRST	A	BATHROOM	DOOR FRAME	WOOD	FAIR	WHITE	Negative	0
14	766	8/20/2021 13:22	Paint	1.1	FIRST	A	BATHROOM	DOOR JAMB	WOOD	FAIR	WHITE	Negative	0
15	767	8/20/2021 13:22	Paint	1.1	FIRST	A	KITCHEN	CEILING	DRYWALL	INTACT	WHITE	Negative	0
16	768	8/20/2021 13:23	Paint	1.1	FIRST	A	KITCHEN	WALL	DRYWALL	INTACT	WHITE	Negative	0
17	769	8/20/2021 13:23	Paint	1.46	FIRST	B	KITCHEN	WALL	DRYWALL	INTACT	WHITE	Negative	0
18	770	8/20/2021 13:23	Paint	1.1	FIRST	B	KITCHEN	WINDOW FRAME	WOOD	INTACT	WHITE	Negative	0
19	771	8/20/2021 13:23	Paint	2.56	FIRST	B	KITCHEN	WINDOW SILL	WOOD	INTACT	WHITE	Negative	0





**E n v i r o n m e n t a l   C o n s u l t i n g   G r o u p ,   I n c .**

September 1, 2021

Mr. Timothy Williams  
City of Harvey  
15320 Broadway Avenue  
Harvey, Illinois 60436

Re:    **Asbestos and Lead-Based Paint Testing Report**  
      PIN #29082170280000  
      14512 Union Avenue  
      Harvey, Illinois

Dear Mr. Williams:

In response to your request, Environmental Consulting Group, Inc. (ECG) has completed testing of suspect asbestos-containing materials (ACMs) and lead-based painted (LBP) components. The samples were collected from the residence located at 14512 Union Avenue, in Harvey, Illinois. This residence scheduled for demolition. This report provides an executive summary, an outline of the scope-of-work, and analytical results for the materials tested.

**1.0 Executive Summary**

On August 23, 2021, ECG collected 13 samples of suspect asbestos-containing materials from the subject residence. Also, during the inspection a total of 16 lead test points (readings) were obtained using an X-Ray Fluorescence (XRF) analyzer.

**The results of testing showed that the following building materials sampled are classified as ACMs:**

- Gray exterior transite siding
- 9"x9" red floor tile – 2<sup>nd</sup> floor bedroom

**No painted components that were tested are a lead-based paint.**

## **2.0 Scope-of-Work**

The scope-of-work for this project included testing suspect ACMs and LBPs prior to demolition activities. ECG representative Mr. Thad Ryniak completed the sampling on August 23, 2021. Mr. Ryniak is an Illinois Department of Public Health-licensed Asbestos and Lead Risk Assessor.

ECG certifications are located in Appendix A.

## **3.0 Analytical Testing - Asbestos**

Samples were sent for analysis to SanAir Technologies Laboratory (SanAir), located in Powhatan, Virginia. SanAir is recognized under the National Voluntary Laboratory Accreditation Program (NVLAP) as Laboratory #20002946-0. All samples were analyzed by EPA 600/R-93/116 Method using Polarized Light Microscopy (PLM) methods with dispersion staining as described by the interim method of the determination of asbestos in the bulk insulation, Federal Register Volume 47, No 103, May 27, 1982. This is a standard method of analysis in optical mineralogy and the current specified method for the determination of asbestos in bulk samples in Appendix A, Subpart F, 40 CFR Part 763, Section 1.

During analysis, a suspect asbestos-containing material is immersed in a solution of known refractive index and subjected to illumination by polarized light. The characteristic color displays that result enable mineral identification. PLM is an Environmental Protection Agency (EPA)-recognized method for determining asbestos content in bulk samples.

#### **4.0 Inspection Results - Asbestos**

U.S. Environmental Protection Agency (EPA) defines asbestos-containing materials (ACMs) as those materials containing greater than 1% (>1%) asbestos by weight. It should be noted that similar materials may be located in areas concealed by floors, walls, chases, riser columns, etc., and that were otherwise inaccessible during the survey. Any homogeneous materials found in the residence similar to those listed as asbestos herein, must be handled as an ACM. Every attempt was made to thoroughly inspect for the presence of suspect ACM throughout the subject residence. Representative and random sampling was performed by ECG throughout the subject residence.

Any additional suspect ACM not specifically listed in this report should be assumed to contain asbestos until it can be sampled and analyzed prior to demolition, in accordance with applicable regulatory standards.

Table I in Appendix B summarizes the results of the asbestos testing. Analytical results and laboratory certifications are located in Appendix C.

#### **5.0 Analytical Testing – Lead-Based Paint**

A Niton XRF analyzer, model XLp300, was utilized to test building components for the presence of lead-based paint. The XRF utilizes a radioactive cadmium source to determine whether lead is present in a surface. During testing, the cadmium source releases a controlled gamma ray beam onto a surface and, by measuring the diffraction gradient of the reflected emissions, the XRF detector can determine whether or not lead is present in the surface material (e.g. paint). To ensure an accurate reading, the XRF was calibrated at the beginning and end of the inspection.

Required information regarding the XRF analyzer is located in Appendix D.

## **6.0 Inspection Results – Lead-Based Paint**

According to the Environmental Protection Agency (EPA), the definition of lead-based paint is paint with a composition that includes lead at a concentration greater than or equal to one milligram of lead per square centimeter (1.0 mg/cm<sup>2</sup>).

Table II in Appendix E summarizes the lead-based paint testing results. Condition of all painted surfaces tested is also included in Appendix E. Positive readings area highlighted in red.

## **7.0 Conclusions**

On August 23, 2021, ECG collected 13 samples of suspect asbestos-containing materials from the subject residence. Also, during the inspection a total of 16 lead test points (readings) were obtained using an X-Ray Fluorescence (XRF) analyzer.

**The results of testing showed that the following building materials sampled are classified as ACMs:**


- **Gray exterior transite siding**
- **9"x9" red floor tile – 2<sup>nd</sup> floor bedroom**

**No painted components that were tested are a lead-based paint.**

If you have any questions or comments, please contact our office.

Sincerely,

**ENVIRONMENTAL CONSULTING GROUP, INC.**



Thad Ryniak  
Project Manager

## **Appendices**

Appendix A – ECG Certifications

Appendix B – Table I - Asbestos Bulk Sampling Results Table

Appendix C – Asbestos Analytical Results and Laboratory Certifications

Appendix D – XRF Documentation

Appendix E – Table II - Lead-Based Paint Testing Results Table

## **Appendix A**

### **ECG Certifications**



525-535 West Jefferson Street • Springfield, Illinois 62761-0001 • [www.dph.illinois.gov](http://www.dph.illinois.gov)

**THAD J RYNIAK**  
400 VILLAGE CIRCLE #302  
WILLOW SPRINGS, IL 60480

4/13/2021



ASBESTOS PROFESSIONAL LICENSE ID NUMBER: 09551

Enclosed is your Asbestos Professional License. Please note the expiration date on the card and in the image depicted below.

**COPY OF THE ASBESTOS PROFESSIONAL LICENSE**

Front of License

Back of License

 <b>ASBESTOS PROFESSIONAL LICENSE</b>			<b>ENDORSEMENTS</b>	<b>TC EXPIRES</b>
<b>ID NUMBER</b> 100 - 09551	<b>ISSUED</b> 4/13/2021	<b>EXPIRES</b> 05/15/2022	INSPECTOR	11/13/2021
<b>THAD J RYNIAK</b> 400 VILLAGE CIRCLE #302 WILLOW SPRINGS, IL 60480 Environmental Health			PROJECT MANAGER AIR SAMPLING PROFESSIONAL	11/14/2021
			<b>Alteration of this license shall result in legal action</b> This license issued under authority of the State of Illinois Department of Public Health This license is valid only when accompanied by a valid training course certificate.	

If you have any questions or need further assistance, contact the Asbestos Program at (217)782-3517 or fax (217)785-5897.

Our WEB address is: [dph.illinois.gov/topics-services/environmental-health-protection/asbestos](http://dph.illinois.gov/topics-services/environmental-health-protection/asbestos)  
EMAIL Address: [dph.asbestos@illinois.gov](mailto:dph.asbestos@illinois.gov)

2020



OCCUPATIONAL TRAINING & SUPPLY, INC.  
7233 S. Adams Street | Willowbrook, IL 60527 | (630) 655-3900 | [www.otssafety.com](http://www.otssafety.com)

# Asbestos Building Inspector Refresher

Occupational Training & Supply, Inc. certifies that

**Thad Ryniak**

has successfully completed the Asbestos Building Inspector Refresher course and has passed the competency exam with a minimum score of 70%. The course is accredited by the Illinois Department of Public Health and Indiana Department of Environmental Management for purposes of accreditation in accordance with EPA 40 CFR 763, Asbestos Hazard Emergency response Act (AHERA) and TSCA Title II.

Course Date: 11/13/2020

Exam Date: 11/13/2020

Expiration Date: 11/13/2021

Certificate Number: BIR2011132441

Kathy DeSalvo, Director



525-535 West Jefferson Street • Springfield, Illinois 62761-0001 • [www.dph.illinois.gov](http://www.dph.illinois.gov)

1/13/2021

LICENSE NUMBER: 011252

Thad J Ryniak  
400 Village Cir., Apt #302  
Willow Springs, IL 60480

### LICENSE APPROVED

IDPH recently received and reviewed your application for lead licensure. Your qualifications have been reviewed and found that you meet the requirements set forth by the Lead Poisoning Prevention Code, Section 845.125. Therefore, your application for lead licensure is now complete. Enclosed please find your lead license card. Please have this identification card with you at all times while conducting lead abatement activities.

IDPH has updated its 7 – Day Notice of Commencement effective immediately. The revised document can be identified by its 9/16 revision date on the bottom left corner. Please discontinue using the old form and begin using the new form as soon as possible. The revised form is located in the same web address that the old form was located (<http://www.dph.illinois.gov/sites/default/files/forms/7-day-notice-leadabatement-mitigation-project-091916.pdf>).



**PROTECTING HEALTH, IMPROVING LIVES**  
*Nationally Accredited by PHAB*





# Environmental Management Institute

5610 Crawfordsville Road, Suite 15, Indianapolis, Indiana 46224-3714

317/248-4848 • 800/488-8842 • FAX 317/248-4846  
[www.spea.iupui.edu/Envtl\\_mgmt](http://www.spea.iupui.edu/Envtl_mgmt)

This confirms that

**Thad Ryniak**

400 Village Circle #302  
Willow Springs, IL 60480

Completed the 8 Instructional Hour Refresher Course

**Lead Risk Assessor**

Course Date  
July 24, 2019

and Successfully Passed the Examination  
July 24, 2019

Joan B. Ketterman  
Training Manager

Jack E. Leonard  
Instructor

Certificate: LRAR- 3006

Approved by: Illinois Department of Public Health (Expires 3 years from exam date)  
Indiana State Department of Health (Expires 3 years from exam date)  
U.S. Environmental Protection Agency

## **Appendix B**

### **Table I - Asbestos Bulk Sampling Results Table**



**Table I - Asbestos Results Summary Table**

City of Harvey  
14512 Union Avenue  
Harvey, Illinois

Sample ID	Material Sampled	Location	% Asbestos
1	black roof shingle	Exterior	None Detected
2	black roof tar paper	Exterior	None Detected
3	gray transite siding	Exterior	<b>20% chrysotile</b>
4	whitely drywall wall	living room	None Detected
5	white drywall compound	living room	None Detected
6	12"x12" beige floor tile	bathroom layer 1	None Detected
7	12"x12" brown floor tile	bathroom layer 2	None Detected
8	yellow mastic under sample #06	bathroom layer 1	None Detected
9	yellow mastic under sample #07	bathroom layer 2	None Detected
10	White plaster top coat	dining room	None Detected
11	Gray plaster bottom coat	dining room	None Detected
12	9"x9" red floor tile	2nd floor bedroom	<b>5% chrysotile</b>
13	black mastic under sample #012	2nd floor bedroom	None Detected

## **Appendix C**

### **Asbestos Analytical Results and Laboratory Certifications**



**The Identification Specialists**

Analysis Report  
prepared for  
Environmental Consulting Group

**Report Date: 8/27/2021**

**Project Name: City Of Harvey**

**Project #: AA21309-654**

**SanAir ID#: 21044503**



NVLAP LAB CODE 200870-0

1551 Oakbridge Dr. Suite B | Powhatan, Virginia 23139-8061  
888.895.1177 | 804.897.1177 | fax: 804.897.0070 | [IAQ@SanAir.com](mailto:IAQ@SanAir.com) | [SanAir.com](http://SanAir.com)



SanAir ID Number

21044503

FINAL REPORT

8/27/2021 11:08:47 AM

**Name:** Environmental Consulting Group  
**Address:** 105 S. York Road, Suite 250  
Elmhurst, IL 60126  
**Phone:** 630-607-0060

**Project Number:** AA21309-654  
**P.O. Number:** 14512 Union Avenue, Harvey Illinois  
**Project Name:** City Of Harvey  
**Collected Date:** 8/23/2021  
**Received Date:** 8/24/2021 5:16:00 PM

Dear Thad Ryniak,

We at SanAir would like to thank you for the work you recently submitted. The 13 sample(s) were received on Tuesday, August 24, 2021 via FedEx. The final report(s) is enclosed for the following sample(s): 01, 02, 03, 04, 05, 06, 07, 08, 09, 10, 11, 12, 13.

These results only pertain to this job and should not be used in the interpretation of any other job. This report is only complete in its entirety. Refer to the listing below of the pages included in a complete final report.

Sincerely,

A handwritten signature in black ink that reads "Sandra Sobrino". The signature is fluid and cursive.

Sandra Sobrino  
Asbestos & Materials Laboratory Manager  
SanAir Technologies Laboratory

Final Report Includes:

- Cover Letter
- Analysis Pages
- Disclaimers and Additional Information

Sample conditions:

- 13 samples in Good condition.



SanAir ID Number

21044503

FINAL REPORT

8/27/2021 11:08:47 AM

**Name:** Environmental Consulting Group  
**Address:** 105 S. York Road, Suite 250  
Elmhurst, IL 60126  
**Phone:** 630-607-0060

**Project Number:** AA21309-654**P.O. Number:** 14512 Union Avenue, Harvey Illinois**Project Name:** City Of Harvey**Collected Date:** 8/23/2021**Received Date:** 8/24/2021 5:16:00 PM

Analyst: Roseblock, Mary

**Asbestos Bulk PLM EPA 600/R-93/116**

SanAir ID / Description	Stereoscopic	Components		Asbestos Fibers
	Appearance	% Fibrous	% Non-fibrous	
01 / 21044503-001 Roof Shingle-Exterior	Black Non-Fibrous Heterogeneous	15% Glass	85% Other	None Detected
02 / 21044503-002 Roof Tar Paper-Exterior	Black Fibrous Heterogeneous	65% Cellulose	35% Other	None Detected
03 / 21044503-003 Transite Siding-Exterior	Gray Non-Fibrous Homogeneous		80% Other	20% Chrysotile
04 / 21044503-004 Drywall Wall-Living Room	White Non-Fibrous Homogeneous	5% Cellulose	95% Other	None Detected
05 / 21044503-005 Drywall Compound-Living Room	White Non-Fibrous Homogeneous		100% Other	None Detected
06 / 21044503-006 12X12 Floor Tile-Bathroom Layer 1	Beige Non-Fibrous Homogeneous		100% Other	None Detected
07 / 21044503-007 12X12 Floor Tile-Bathroom Layer 1	Brown Non-Fibrous Homogeneous		100% Other	None Detected
08 / 21044503-008 Mastic Under 06-Bathroom Layer 2	Yellow Non-Fibrous Homogeneous		100% Other	None Detected
09 / 21044503-009 Mastic Under 07-Bathroom Layer 2	Yellow Non-Fibrous Homogeneous		100% Other	None Detected
10 / 21044503-010 Plaster Top Coat-Dining Room	White Non-Fibrous Homogeneous		100% Other	None Detected

Analyst: *Mary E. Roseblock*Approved Signatory: *Johnathan Wilson*

Analysis Date: 8/27/2021

Date: 8/27/2021



SanAir ID Number

21044503

FINAL REPORT

8/27/2021 11:08:47 AM

**Name:** Environmental Consulting Group  
**Address:** 105 S. York Road, Suite 250  
Elmhurst, IL 60126  
**Phone:** 630-607-0060

**Project Number:** AA21309-654  
**P.O. Number:** 14512 Union Avenue, Harvey Illinois  
**Project Name:** City Of Harvey  
**Collected Date:** 8/23/2021  
**Received Date:** 8/24/2021 5:16:00 PM

Analyst: Roseblock, Mary

### Asbestos Bulk PLM EPA 600/R-93/116

SanAir ID / Description	Stereoscopic	Components		Asbestos Fibers
	Appearance	% Fibrous	% Non-fibrous	
11 / 21044503-011 Plaster Bottom Coat-Dining Room	Gray Non-Fibrous Homogeneous		100% Other	None Detected
12 / 21044503-012 9X9 Bed Floor Tile-2nd Floor Bedroom	Red Non-Fibrous Homogeneous		95% Other	5% Chrysotile
13 / 21044503-013 Mastic Under Sample 12-2nd Floor Bedroom	Black Non-Fibrous Homogeneous		100% Other	None Detected

Analyst: *Mary E. Roseblock*

Approved Signatory: *Johnathan Wilson*

Analysis Date: 8/27/2021

Date: 8/27/2021



## **Disclaimer**

This report is the sole property of the client named on the SanAir Technologies Laboratory chain-of-custody (COC). Results in the report are confidential information intended only for the use by the customer listed on the COC. Neither results nor reports will be discussed with or released to any third party without our client's written permission. The final report shall not be reproduced except in full without written approval of the laboratory to assure that parts of the report are not taken out of context. The information provided in this report applies only to the samples submitted and is relevant only for the date, time, and location of sampling. The accuracy of the results is dependent upon the client's sampling procedure and information provided to the laboratory by the client. SanAir assumes no responsibility for the sampling procedure and will provide evaluation reports based solely on the sample(s) in the condition in which they arrived at the laboratory and information provided by the client on the COC, such as: project number, project name, collection dates, po number, special instructions, samples collected by, sample numbers, sample identifications, sample type, selected analysis type, flow rate, total volume or area, and start stop times that may affect the validity of the results in this report. Samples were received in good condition unless otherwise noted on the report. SanAir assumes no responsibility or liability for the manner in which the results are used or interpreted. This report does not constitute and shall not be used to claim product certification, approval, or endorsement by NVLAP, NIST, or any other U.S. governmental agencies and may not be certified by every local, state, and federal regulatory agencies.

Samples are held for a period of 60 days. Fibers smaller than 5 microns cannot be seen with this method due to scope limitations.

For NY state samples, method EPA 600/M4-82-020 is performed.

### **NYELAP Disclaimer:**

Polarized- light microscopy is not consistently reliable in detecting asbestos in floor covering and similar non-friable organically bound materials. Quantitative transmission electron microscopy is currently the only method that can be used to determine if this material can be considered or treated as non-asbestos containing.

### **Asbestos Certifications**

NVLAP lab code 200870-0

City of Philadelphia: ALL-460

PA Department of Environmental Protection Number: 68-05397

California License Number: 2915

Colorado License Number: AL-23143

Connecticut License Number: PH-0105

Massachusetts License Number: AA000222

Maine License Number: LB-0075, LA-0084

New York ELAP lab ID: 11983

Rhode Island License Number: PCM00126, PLM00126, TEM00126

Texas Department of State Health Services License Number: 300440

Commonwealth of Virginia 3333000323

Washington State License Number: C989

West Virginia License Number: LT000616

Vermont License: AL166318

Louisiana Department of Environmental Quality: 212253, Cert 05088

Revision Date: 8/14/2020

Environmental Consulting Group, Inc.  
105 S. York St., Suite 250  
Elmhurst, IL 60126  
Phone: (630) 607-0060  
Fax: (630) 607-0650



# Asbestos Bulk Sampling Log and Chain of Custody Form

Page: 1 of 1

21044503

Project Name City of Harvey

Project Location 1513 Union Avenue, Harvey, Illinois

Date of Collection 8-23-21

ECG Project No. AA21309-654

## Chain of Custody Information

Inspector Taking Samples: THAD RYAN

Person Delivering at Lab and Time: THAD RYAN

Person Receiving at Lab and Time: \_\_\_\_\_

Turn Around: ☐ Immediate ☐ 6 Hrs ☐ 24 Hrs ☒ 48 Hrs ☐ 72 Hrs ☐ 96 Hrs

Analysis Requested: ☒ PLM ☐ TEM EPA NOB - EPA 600/R-93/116b ☐ Chatfield Method ☐ TEM Qualitative via Filtration Prep Technique

Report Results: ☒ E-mail: thad@ecginc.com ☐ Stop at 1st Positive: \_\_\_\_\_

Sample No.	HA	Material Description	Location Sampled
01	1	Gravel roof shingles	EXTERIOR
02	2	↓	↓
03	3	Gray transite siding	↓
04	4	White drywall wall	Living Room
05	5	↓	↓
06	6	White base floor tile	Bedroom Layer 1
07	7	↓	↓
08	8	Yellow main wall tile	↓
09	9	↓	↓
10	10	White plaster top coat	Dining Room
11	11	Gray ↓ bottom ↓	↓
12	12	4"x8" Red Floor tile	Full Floor bedroom
13	13	Black marble under cabinet ↓	↓

Comments: \_\_\_\_\_

BCN 82421 1030AM

United States Department of Commerce  
National Institute of Standards and Technology



---

## Certificate of Accreditation to ISO/IEC 17025:2017

---

NVLAP LAB CODE: 200870-0

**SanAir Technologies Laboratory, Inc.**  
Powhatan, VA

*is accredited by the National Voluntary Laboratory Accreditation Program for specific services,  
listed on the Scope of Accreditation, for:*

### **Asbestos Fiber Analysis**

*This laboratory is accredited in accordance with the recognized International Standard ISO/IEC 17025:2017.  
This accreditation demonstrates technical competence for a defined scope and the operation of a laboratory quality  
management system (refer to joint ISO-ILAC-IAF Communique dated January 2009).*

---

2021-04-01 through 2022-03-31

*Effective Dates*



  
For the National Voluntary Laboratory Accreditation Program

**SCOPE OF ACCREDITATION TO ISO/IEC 17025:2017**

**SanAir Technologies Laboratory, Inc.**

1551 Oakbridge Drive

Suite B

Powhatan, VA 23139

Ms. Sandra Sobrino

Phone: 804-897-1177 Fax: 804-897-0070

Email: [ssobrino@sanair.com](mailto:ssobrino@sanair.com)

<http://www.sanair.com>

**ASBESTOS FIBER ANALYSIS**

**NVLAP LAB CODE 200870-0**

**Bulk Asbestos Analysis**

**Code**

**Description**

18/A01

EPA -- 40 CFR Appendix E to Subpart E of Part 763, Interim Method of the Determination of Asbestos in Bulk Insulation Samples

18/A03

EPA 600/R-93/116: Method for the Determination of Asbestos in Bulk Building Materials


**Airborne Asbestos Analysis**

**Code**

**Description**

18/A02

U.S. EPA's "Interim Transmission Electron Microscopy Analytical Methods-Mandatory and Nonmandatory-and Mandatory Section to Determine Completion of Response Actions" as found in 40 CFR, Part 763, Subpart E, Appendix A.



*For the National Voluntary Laboratory Accreditation Program*

## **Appendix D**

### **XRF Documentation**

## Performance Characteristic Sheet

EFFECTIVE DATE: September 24, 2004

EDITION NO.: 1

### MANUFACTURER AND MODEL:

Make: Niton LLC

Tested Model: XLp 300

Source:  $^{109}\text{Cd}$ 

Note: This PCS is also applicable to the equivalent model variations indicated below, for the Lead-in-Paint K+L variable reading time mode, in the XLi and XLp series:

XLi 300A, XLi 301A, XLi 302A and XLi 303A.

XLp 300A, XLp 301A, XLp 302A and XLp 303A.

XLi 700A, XLi 701A, XLi 702A and XLi 703A.

XLp 700A, XLp 701A, XLp 702A, and XLp 703A.

Note: The XLi and XLp versions refer to the shape of the handle part of the instrument. The differences in the model numbers reflect other modes available, in addition to Lead-in-Paint modes. The manufacturer states that specifications for these instruments are identical for the source, detector, and detector electronics relative to the Lead-in-Paint mode.

## FIELD OPERATION GUIDANCE

### OPERATING PARAMETERS:

Lead-in-Paint K+L variable reading time mode.

### XRF CALIBRATION CHECK LIMITS:

0.8 to 1.2 mg/cm<sup>2</sup> (inclusive)

The calibration of the XRF instrument should be checked using the paint film nearest 1.0 mg/cm<sup>2</sup> in the NIST Standard Reference Material (SRM) used (e.g., for NIST SRM 2579, use the 1.02 mg/cm<sup>2</sup> film).

If readings are outside the acceptable calibration check range, follow the manufacturer's instructions to bring the instruments into control before XRF testing proceeds.

### SUBSTRATE CORRECTION:

For XRF results using Lead-in-Paint K+L variable reading time mode, substrate correction is not needed for:

Brick, Concrete, Drywall, Metal, Plaster, and Wood

### INCONCLUSIVE RANGE OR THRESHOLD:

K+L MODE READING DESCRIPTION	SUBSTRATE	THRESHOLD (mg/cm <sup>2</sup> )
Results not corrected for substrate bias on any substrate	Brick	1.0
	Concrete	1.0
	Drywall	1.0
	Metal	1.0
	Plaster	1.0
	Wood	1.0

## BACKGROUND INFORMATION

### EVALUATION DATA SOURCE AND DATE:

This sheet is supplemental information to be used in conjunction with Chapter 7 of the HUD *Guidelines for the Evaluation and Control of Lead-Based Paint Hazards in Housing* ("HUD Guidelines"). Performance parameters shown on this sheet are calculated from the EPA/HUD evaluation using archived building components. Testing was conducted in August 2004 on 133 testing combinations. The instruments that were used to perform the testing had new sources; one instrument's was installed in November 2003 with 40 mCi initial strength, and the other's was installed June 2004 with 40 mCi initial strength.

### OPERATING PARAMETERS:

Performance parameters shown in this sheet are applicable only when properly operating the instrument using the manufacturer's instructions and procedures described in Chapter 7 of the HUD Guidelines.

### SUBSTRATE CORRECTION VALUE COMPUTATION:

Substrate correction is not needed for brick, concrete, drywall, metal, plaster or wood when using Lead-in-Paint K+L variable reading time mode, the normal operating mode for these instruments. If substrate correction is desired, refer to Chapter 7 of the HUD Guidelines for guidance on correcting XRF results for substrate bias.

### EVALUATING THE QUALITY OF XRF TESTING:

Randomly select ten testing combinations for retesting from each house or from two randomly selected units in multifamily housing. Use the K+L variable time mode readings.

Conduct XRF retesting at the ten testing combinations selected for retesting.

Determine if the XRF testing in the units or house passed or failed the test by applying the steps below.

Compute the Retest Tolerance Limit by the following steps:

Determine XRF results for the original and retest XRF readings. Do not correct the original or retest results for substrate bias. In single-family housing a result is defined as the average of three readings. In multifamily housing, a result is a single reading. Therefore, there will be ten original and ten retest XRF results for each house or for the two selected units.

Calculate the average of the original XRF result and retest XRF result for each testing combination.

Square the average for each testing combination.

Add the ten squared averages together. Call this quantity C.

Multiply the number C by 0.0072. Call this quantity D.

Add the number 0.032 to D. Call this quantity E.

Take the square root of E. Call this quantity F.

Multiply F by 1.645. The result is the Retest Tolerance Limit.

Compute the average of all ten original XRF results.

Compute the average of all ten re-test XRF results.

Find the absolute difference of the two averages.

If the difference is less than the Retest Tolerance Limit, the inspection has passed the retest. If the difference of the overall averages equals or exceeds the Retest Tolerance Limit, this procedure should be repeated with ten new testing combinations. If the difference of the overall averages is equal to or greater than the Retest Tolerance Limit a second time, then the inspection should be considered deficient.

Use of this procedure is estimated to produce a spurious result approximately 1% of the time. That is, results of this procedure will call for further examination when no examination is warranted in approximately 1 out of 100 dwelling units tested.

#### TESTING TIMES:

For the Lead-in-Paint K+L variable reading time mode, the instrument continues to read until it is moved away from the testing surface, terminated by the user, or the instrument software indicates the reading is complete. The following table provides testing time information for this testing mode. The times have been adjusted for source decay, normalized to the initial source strengths as noted above. Source strength and type of substrate will affect actual testing times. At the time of testing, the instruments had source strengths of 26.6 and 36.6 mCi.

Testing Times Using K+L Reading Mode (Seconds)						
	All Data			Median for laboratory-measured lead levels (mg/cm <sup>2</sup> )		
Substrate	25 <sup>th</sup> Percentile	Median	75 <sup>th</sup> Percentile	Pb < 0.25	0.25 ≤ Pb < 1.0	1.0 ≤ Pb
Wood Drywall	4	11	19	11	15	11
Metal	4	12	18	9	12	14
Brick Concrete Plaster	8	16	22	15	18	16

#### CLASSIFICATION RESULTS:

XRF results are classified as positive if they are greater than or equal to the threshold, and negative if they are less than the threshold.

#### DOCUMENTATION:

A document titled *Methodology for XRF Performance Characteristic Sheets* provides an explanation of the statistical methodology used to construct the data in the sheets, and provides empirical results from using the recommended inconclusive ranges or thresholds for specific XRF instruments. For a copy of this document call the National Lead Information Center Clearinghouse at 1-800-424-LEAD.

This XRF Performance Characteristic Sheet was developed by the Midwest Research Institute (MRI) and QuanTech, Inc., under a contract between MRI and the XRF manufacturer. HUD has determined that the information provided here is acceptable when used as guidance in conjunction with Chapter 7, Lead-Based Paint Inspection, of HUD's *Guidelines for the Evaluation and Control of Lead-Based Paint Hazards in Housing*.



## **Appendix E**

### **Table II - Lead-Based Paint Testing Results Table**

**Table II: Lead-Based Paint Testing Results**

14512 Union Avenue

Harvey, Illinois

	A	B	C	D	F	G	H	I	J	K	L	M	N
1	Reading No	Date and Time	Type	Duration	Floor	Side	Room	Component	Substrate	Condition	Color	Results	Lead Concentration (Mg/Cm <sup>2</sup> )
2	779	8/23/2021 13:11	Paint	3.27	FIRST	A	EXTERIOR	WALL	WOOD	POOR	WHITE	Negative	0.02
3	780	8/23/2021 13:12	Paint	2.18	FIRST	A	LIVING ROOM	WALL	DRYWALL	POOR	WHITE	Negative	0
4	781	8/23/2021 13:12	Paint	4.69	FIRST	B	LIVING ROOM	WALL	DRYWALL	POOR	WHITE	Negative	0
5	782	8/23/2021 13:13	Paint	1.08	FIRST	C	LIVING ROOM	WALL	DRYWALL	POOR	WHITE	Negative	0
6	783	8/23/2021 13:13	Paint	1.08	FIRST	D	LIVING ROOM	WALL	DRYWALL	POOR	WHITE	Negative	0
7	784	8/23/2021 13:13	Paint	1.08	FIRST	A	LIVING ROOM	WALL	DRYWALL	POOR	WHITE	Negative	0
8	785	8/23/2021 13:13	Paint	1.1	SECOND	A	LIVING ROOM	WALL	DRYWALL	POOR	WHITE	Negative	0
9	786	8/23/2021 13:14	Paint	1.08	SECOND	C	LIVING ROOM	WALL	DRYWALL	POOR	WHITE	Negative	0
10	787	8/23/2021 13:14	Paint	1.08	SECOND	A	LIVING ROOM	WALL	DRYWALL	POOR	WHITE	Negative	0
11	788	8/23/2021 13:14	Paint	1.09	SECOND	A	LIVING ROOM	WALL	DRYWALL	POOR	WHITE	Negative	0
12	789	8/23/2021 13:15	Paint	1.1	SECOND	C	LIVING ROOM	WALL	DRYWALL	POOR	WHITE	Negative	0
13	790	8/23/2021 13:15	Paint	1.09	SECOND	C	BATHROOM	WALL	DRYWALL	POOR	WHITE	Negative	0
14	791	8/23/2021 13:15	Paint	1.08	SECOND	D	BATHROOM	WALL	DRYWALL	POOR	WHITE	Negative	0
15	792	8/23/2021 13:15	Paint	1.1	SECOND	D	BATHROOM	CEILING	DRYWALL	POOR	WHITE	Negative	0
16	793	8/23/2021 13:16	Paint	1.09	SECOND	D	KITCHEN	DOOR FRAME	WOOD	INTACT	WHITE	Negative	0
17	794	8/23/2021 13:16	Paint	1.09	SECOND	C	BEDROOM 1	DOOR	WOOD	INTACT	WHITE	Negative	0



**E n v i r o n m e n t a l   C o n s u l t i n g   G r o u p ,   I n c .**

August 30, 2021

Mr. Timothy Williams  
City of Harvey  
15320 Broadway Avenue  
Harvey, Illinois 60436

Re: **Asbestos and Lead-Based Paint Testing Report**  
PIN #29082170110000  
14525 Halsted Street  
Harvey, Illinois

Dear Mr. Williams:

In response to your request, Environmental Consulting Group, Inc. (ECG) has completed testing of suspect asbestos-containing materials (ACMs) and lead-based painted (LBP) components. The samples were collected from the residence located at 14525 Halsted Street, in Harvey, Illinois. This residence scheduled for demolition. This report provides an executive summary, an outline of the scope-of-work, and analytical results for the materials tested.

**1.0 Executive Summary**

On August 18, 2021, ECG collected 16 samples of suspect asbestos-containing materials from the subject residence. Also, during the inspection a total of 16 lead test points (readings) were obtained using an X-Ray Fluorescence (XRF) analyzer.

**The results of testing showed that none of the building materials sampled are classified as ACMs.**

**Below are the painted components that tested positive for lead-based paint during the inspection:**

- **White and brown wood exterior paint – throughout exterior**
- **Brown painted plaster ceilings – throughout interior**

## **2.0 Scope-of-Work**

The scope-of-work for this project included testing suspect ACMs and LBPs prior to demolition activities. ECG representative Mr. Thad Ryniak completed the sampling on August 18, 2021. Mr. Ryniak is an Illinois Department of Public Health-licensed Asbestos and Lead Risk Assessor.

ECG certifications are located in Appendix A.

## **3.0 Analytical Testing - Asbestos**

Samples were sent for analysis to SanAir Technologies Laboratory (SanAir), located in Powhatan, Virginia. SanAir is recognized under the National Voluntary Laboratory Accreditation Program (NVLAP) as Laboratory #20002946-0. All samples were analyzed by EPA 600/R-93/116 Method using Polarized Light Microscopy (PLM) methods with dispersion staining as described by the interim method of the determination of asbestos in the bulk insulation, Federal Register Volume 47, No 103, May 27, 1982. This is a standard method of analysis in optical mineralogy and the current specified method for the determination of asbestos in bulk samples in Appendix A, Subpart F, 40 CFR Part 763, Section 1.

During analysis, a suspect asbestos-containing material is immersed in a solution of known refractive index and subjected to illumination by polarized light. The characteristic color displays that result enable mineral identification. PLM is an Environmental Protection Agency (EPA)-recognized method for determining asbestos content in bulk samples.

#### **4.0 Inspection Results - Asbestos**

U.S. Environmental Protection Agency (EPA) defines asbestos-containing materials (ACMs) as those materials containing greater than 1% (>1%) asbestos by weight. It should be noted that similar materials may be located in areas concealed by floors, walls, chases, riser columns, etc., and that were otherwise inaccessible during the survey. Any homogeneous materials found in the residence similar to those listed as asbestos herein, must be handled as an ACM. Every attempt was made to thoroughly inspect for the presence of suspect ACM throughout the subject residence. Representative and random sampling was performed by ECG throughout the subject residence.

Any additional suspect ACM not specifically listed in this report should be assumed to contain asbestos until it can be sampled and analyzed prior to demolition, in accordance with applicable regulatory standards.

Table I in Appendix B summarizes the results of the asbestos testing. Analytical results and laboratory certifications are located in Appendix C.

#### **5.0 Analytical Testing – Lead-Based Paint**

A Niton XRF analyzer, model XLp300, was utilized to test building components for the presence of lead-based paint. The XRF utilizes a radioactive cadmium source to determine whether lead is present in a surface. During testing, the cadmium source releases a controlled gamma ray beam onto a surface and, by measuring the diffraction gradient of the reflected emissions, the XRF detector can determine whether or not lead is present in the surface material (e.g. paint). To ensure an accurate reading, the XRF was calibrated at the beginning and end of the inspection.

Required information regarding the XRF analyzer is located in Appendix D.

## **6.0 Inspection Results – Lead-Based Paint**

According to the Environmental Protection Agency (EPA), the definition of lead-based paint is paint with a composition that includes lead at a concentration greater than or equal to one milligram of lead per square centimeter (1.0 mg/cm<sup>2</sup>).

Table II in Appendix E summarizes the lead-based paint testing results. Condition of all painted surfaces tested is also included in Appendix E. Positive readings area highlighted in red.

Photographs of are included in Appendix F.

## **7.0 Conclusions**

On August 18, 2021, ECG collected 16 samples of suspect asbestos-containing materials from the subject residence. Also, during the inspection a total of 16 lead test points (readings) were obtained using an X-Ray Fluorescence (XRF) analyzer.

**The results of testing showed that none of the building materials sampled are classified as ACMs.**


**Below are the painted components that tested positive for lead-based paint during the inspection:**

- **White and brown wood exterior paint – throughout exterior**
- **Brown painted plaster ceilings – throughout interior**

If you have any questions or comments, please contact our office.

Sincerely,

**ENVIRONMENTAL CONSULTING GROUP, INC.**

A handwritten signature in black ink, appearing to read "Thad Ryniak". The signature is fluid and cursive, with the first name "Thad" and last name "Ryniak" clearly distinguishable.

Thad Ryniak  
Project Manager

**Appendices**

Appendix A – ECG Certifications

Appendix B – Table I - Asbestos Bulk Sampling Results Table

Appendix C – Asbestos Analytical Results and Laboratory Certifications

Appendix D – XRF Documentation

Appendix E – Table II - Lead-Based Paint Testing Results Table

Appendix F – Photographs

## **Appendix A**

### **ECG Certifications**





525-535 West Jefferson Street • Springfield, Illinois 62761-0001 • [www.dph.illinois.gov](http://www.dph.illinois.gov)

**THAD J RYNIAK**  
400 VILLAGE CIRCLE #302  
WILLOW SPRINGS, IL 60480

4/13/2021



ASBESTOS PROFESSIONAL LICENSE ID NUMBER: 09551

Enclosed is your Asbestos Professional License. Please note the expiration date on the card and in the image depicted below.

**COPY OF THE ASBESTOS PROFESSIONAL LICENSE**

Front of License

Back of License

 <b>ASBESTOS PROFESSIONAL LICENSE</b>			<b>ENDORSEMENTS</b>	<b>TC EXPIRES</b>
<b>ID NUMBER</b> 100 - 09551	<b>ISSUED</b> 4/13/2021	<b>EXPIRES</b> 05/15/2022	INSPECTOR	11/13/2021
<b>THAD J RYNIAK</b> 400 VILLAGE CIRCLE #302 WILLOW SPRINGS, IL 60480 Environmental Health			PROJECT MANAGER AIR SAMPLING PROFESSIONAL	11/14/2021
			<b>Alteration of this license shall result in legal action</b> This license issued under authority of the State of Illinois Department of Public Health This license is valid only when accompanied by a valid training course certificate.	

If you have any questions or need further assistance, contact the Asbestos Program at (217)782-3517 or fax (217)785-5897.

Our WEB address is: [dph.illinois.gov/topics-services/environmental-health-protection/asbestos](http://dph.illinois.gov/topics-services/environmental-health-protection/asbestos)  
EMAIL Address: [dph.asbestos@illinois.gov](mailto:dph.asbestos@illinois.gov)

2020



OCCUPATIONAL TRAINING & SUPPLY, INC.  
7233 S. Adams Street | Willowbrook, IL 60527 | (630) 655-3900 | [www.otssafety.com](http://www.otssafety.com)

# Asbestos Building Inspector Refresher

Occupational Training & Supply, Inc. certifies that

**Thad Ryniak**

has successfully completed the Asbestos Building Inspector Refresher course and has passed the competency exam with a minimum score of 70%. The course is accredited by the Illinois Department of Public Health and Indiana Department of Environmental Management for purposes of accreditation in accordance with EPA 40 CFR 763, Asbestos Hazard Emergency response Act (AHERA) and TSCA Title II.

Course Date: 11/13/2020

Exam Date: 11/13/2020

Expiration Date: 11/13/2021

Certificate Number: BIR2011132441

Kathy DeSalvo, Director

## **Appendix B**

### **Table I - Asbestos Bulk Sampling Results Table**



**Table I - Asbestos Results Summary Table**

City of Harvey  
14525 Halsted Street  
Harvey, Illinois

Sample ID	Material Sampled	Location	% Asbestos
1	Beige siding shingle	Exterior	None Detected
2	Black siding tar paper	Exterior	None Detected
3	Black foundation tar	Exterior	None Detected
4	White exterior window caulk	Exterior	None Detected
5	Brown roof shingle	Exterior	None Detected
6	Black roof shingle	Exterior	None Detected
7	Black roof tar paper	Exterior	None Detected
8	White drywall wall	Entry foyer	None Detected
9	White drywall compound	Entry foyer	None Detected
10	White plaster top coat	Bathroom	None Detected
11	Gray plaster bottom coat	Bathroom	None Detected
12	12"x12" brown floor tile	Rear stairs	None Detected
13	12"x12" brown square pattern floor tile	Bedroom closet	None Detected
14	Yellow mastic under 12	Rear stairs	None Detected



Prepared by: ECG

**Table I - Asbestos Results Summary Table**

City of Harvey  
14525 Halsted Street  
Harvey, Illinois

Sample ID	Material Sampled	Location	% Asbestos
15	Yellow mastic under 13	Bedroom closet	None Detected
16	Brown paper under wood siding	Exterior	None Detected

## **Appendix C**

### **Asbestos Analytical Results and Laboratory Certifications**



**The Identification Specialists**

Analysis Report  
prepared for  
Environmental Consulting Group

**Report Date: 8/23/2021**

**Project Name: City Of Harvey**

**Project #: AA213091-654**

**SanAir ID#: 21043565**



NVLAP LAB CODE 200870-0

1551 Oakbridge Dr. Suite B | Powhatan, Virginia 23139-8061  
888.895.1177 | 804.897.1177 | fax: 804.897.0070 | [IAQ@SanAir.com](mailto:IAQ@SanAir.com) | [SanAir.com](http://SanAir.com)



SanAir ID Number

21043565

FINAL REPORT

8/23/2021 5:01:59 PM

**Name:** Environmental Consulting Group  
**Address:** 105 S. York Road, Suite 250  
Elmhurst, IL 60126  
**Phone:** 630-607-0060

**Project Number:** AA213091-654  
**P.O. Number:**  
**Project Name:** City Of Harvey  
**Collected Date:** 8/18/2021  
**Received Date:** 8/19/2021 9:45:00 AM

Dear Thad Ryniak,

We at SanAir would like to thank you for the work you recently submitted. The 16 sample(s) were received on Thursday, August 19, 2021 via FedEx. The final report(s) is enclosed for the following sample(s): 01, 02, 03, 04, 05, 06, 07, 08, 09, 10, 11, 12, 13, 14, 15, 16.

These results only pertain to this job and should not be used in the interpretation of any other job. This report is only complete in its entirety. Refer to the listing below of the pages included in a complete final report.

Sincerely,

A handwritten signature in black ink that reads "Sandra Sobrino". The signature is fluid and cursive.

Sandra Sobrino  
Asbestos & Materials Laboratory Manager  
SanAir Technologies Laboratory

Final Report Includes:

- Cover Letter
- Analysis Pages
- Disclaimers and Additional Information

Sample conditions:

- 16 samples in Good condition.





SanAir ID Number

21043565

FINAL REPORT

8/23/2021 5:01:59 PM

**Name:** Environmental Consulting Group  
**Address:** 105 S. York Road, Suite 250  
Elmhurst, IL 60126  
**Phone:** 630-607-0060

**Project Number:** AA213091-654**P.O. Number:****Project Name:** City Of Harvey**Collected Date:** 8/18/2021**Received Date:** 8/19/2021 9:45:00 AM

Analyst: Pisula, Nicholas

**Asbestos Bulk PLM EPA 600/R-93/116**

SanAir ID / Description	Stereoscopic	Components		Asbestos Fibers
	Appearance	% Fibrous	% Non-fibrous	
01 / 21043565-001 Siding Shingle House Exterior	Beige Non-Fibrous Heterogeneous		100% Other	None Detected
02 / 21043565-002 Siding Tar Paper House Exterior	Black Fibrous Homogeneous	60% Cellulose	40% Other	None Detected
03 / 21043565-003 Foundation Tar House Exterior	Black Non-Fibrous Homogeneous		100% Other	None Detected
04 / 21043565-004 Ext Window Caulk House Exterior	White Non-Fibrous Homogeneous		100% Other	None Detected
05 / 21043565-005 Roof Shingle House Exterior	Brown Non-Fibrous Heterogeneous		100% Other	None Detected
06 / 21043565-006 Roof Shingle House Exterior	Black Non-Fibrous Heterogeneous		100% Other	None Detected
07 / 21043565-007 Roof Tar Paper House Exterior	Black Fibrous Homogeneous	60% Cellulose	40% Other	None Detected
08 / 21043565-008 Drywall Wall House Entry Foyer	White Non-Fibrous Homogeneous	5% Cellulose	95% Other	None Detected
09 / 21043565-009 Drywall Compound House Entry Foyer	White Non-Fibrous Homogeneous		100% Other	None Detected
10 / 21043565-010 Plaster Top Coat House Bathroom	White Non-Fibrous Homogeneous		100% Other	None Detected

Analyst:

Approved Signatory:

Analysis Date: 8/23/2021

Date: 8/23/2021



SanAir ID Number

21043565

FINAL REPORT

8/23/2021 5:01:59 PM

**Name:** Environmental Consulting Group  
**Address:** 105 S. York Road, Suite 250  
Elmhurst, IL 60126  
**Phone:** 630-607-0060

**Project Number:** AA213091-654**P.O. Number:****Project Name:** City Of Harvey**Collected Date:** 8/18/2021**Received Date:** 8/19/2021 9:45:00 AM

Analyst: Pisula, Nicholas

**Asbestos Bulk PLM EPA 600/R-93/116**

SanAir ID / Description	Stereoscopic	Components		Asbestos Fibers
	Appearance	% Fibrous	% Non-fibrous	
11 / 21043565-011 Plaster Bottom Coat House Bathroom	Grey Non-Fibrous Homogeneous		100% Other	None Detected
12 / 21043565-012 12x12 Floor Tile (FT) House Rear Stairs	Brown Non-Fibrous Homogeneous		100% Other	None Detected
13 / 21043565-013 12x12 Square Pattern FT House Bedroom Closet	Brown Non-Fibrous Homogeneous		100% Other	None Detected
14 / 21043565-014 Mastic Under Sample 12 House Rear Stairs	Yellow Non-Fibrous Homogeneous		100% Other	None Detected
15 / 21043565-015 Mastic Under Sample 13 House Bedroom Closet	Yellow Non-Fibrous Homogeneous		100% Other	None Detected
16 / 21043565-016 Paper Under Wood Siding House Exterior	Brown Fibrous Homogeneous	95% Cellulose	5% Other	None Detected

Analyst:

Approved Signatory:

Analysis Date: 8/23/2021

Date: 8/23/2021

## **Disclaimer**

This report is the sole property of the client named on the SanAir Technologies Laboratory chain-of-custody (COC). Results in the report are confidential information intended only for the use by the customer listed on the COC. Neither results nor reports will be discussed with or released to any third party without our client's written permission. The final report shall not be reproduced except in full without written approval of the laboratory to assure that parts of the report are not taken out of context. The information provided in this report applies only to the samples submitted and is relevant only for the date, time, and location of sampling. The accuracy of the results is dependent upon the client's sampling procedure and information provided to the laboratory by the client. SanAir assumes no responsibility for the sampling procedure and will provide evaluation reports based solely on the sample(s) in the condition in which they arrived at the laboratory and information provided by the client on the COC, such as: project number, project name, collection dates, po number, special instructions, samples collected by, sample numbers, sample identifications, sample type, selected analysis type, flow rate, total volume or area, and start stop times that may affect the validity of the results in this report. Samples were received in good condition unless otherwise noted on the report. SanAir assumes no responsibility or liability for the manner in which the results are used or interpreted. This report does not constitute and shall not be used to claim product certification, approval, or endorsement by NVLAP, NIST, or any other U.S. governmental agencies and may not be certified by every local, state, and federal regulatory agencies.

Samples are held for a period of 60 days. Fibers smaller than 5 microns cannot be seen with this method due to scope limitations.

For NY state samples, method EPA 600/M4-82-020 is performed.

### **NYELAP Disclaimer:**

Polarized- light microscopy is not consistently reliable in detecting asbestos in floor covering and similar non-friable organically bound materials. Quantitative transmission electron microscopy is currently the only method that can be used to determine if this material can be considered or treated as non-asbestos containing.

### **Asbestos Certifications**

NVLAP lab code 200870-0

City of Philadelphia: ALL-460

PA Department of Environmental Protection Number: 68-05397

California License Number: 2915

Colorado License Number: AL-23143

Connecticut License Number: PH-0105

Massachusetts License Number: AA000222

Maine License Number: LB-0075, LA-0084

New York ELAP lab ID: 11983

Rhode Island License Number: PCM00126, PLM00126, TEM00126

Texas Department of State Health Services License Number: 300440

Commonwealth of Virginia 3333000323

Washington State License Number: C989

West Virginia License Number: LT000616

Vermont License: AL166318

Louisiana Department of Environmental Quality: 212253, Cert 05088

Revision Date: 8/14/2020

Environmental Consulting Group, Inc.  
105 S. York St., Suite 250  
Elmhurst, IL 60126  
Phone: (630) 607-0060  
Fax: (630) 607-0650

# Asbestos Bulk Sampling Log and Chain of Custody Form

Page: 1 of 4

21043565

Project Name

WILLY C. HANLEY

Project Location

1455 S. HANSTED, HANLEY, ILLINOIS

Date of Collection

8-18-01

ECG Project No.

AAJ23001-654

## Chain of Custody Information

Inspector Taking Samples:

THOMAS AQUINO

Person Delivering at Lab and Time:

THOMAS AQUINO

Person Receiving at Lab and Time:

Turn Around:

☐ Immediate

☐ 6 Hrs

☐ 24 Hrs

☒ 48 Hrs

☐ 72 Hrs

☐ 96 Hrs

Analysis Requested:

☒ PLM

☐ TEM EPA NOB - EPA 600/R-93/116b

☐ Chatfield Method

☐ TEM Qualitative via Filtration Prep Technique

Report Results:

☒ E-mail:

THOMAS AQUINO

☐ Stop at 1st Positive:

Sample No.	HA	Material Description	Location Sampled
01		WHITE SOILS SURFACE	HOUSE EXTERIOR
02		BRICK FOUNDATION TAIL	
03		BRICK FOUNDATION TAIL	
04		WHITE EXT. WOOD DOOR	
05		BRICK ROOF SHINGLE	
06		BRICK DOOR	
07		BRICK DOOR	
08		WHITE DOOR	HOUSE EXTERIOR
09		BRICK DOOR	
10		WHITE PLASTER TOP COAT	DOOR
11		BRICK DOOR	DOOR
12		BRICK DOOR	DOOR
13		BRICK DOOR	DOOR
14		BRICK DOOR	DOOR
15		BRICK DOOR	DOOR
16		BRICK DOOR	DOOR
17		BRICK DOOR	DOOR
18		BRICK DOOR	DOOR
19		BRICK DOOR	DOOR

Comments:

THOMAS AQUINO 8/19/01 9:45am

## Page: 6 of 7

Thyris

[illegible]

740 811912 9:45am

United States Department of Commerce  
National Institute of Standards and Technology



---

## Certificate of Accreditation to ISO/IEC 17025:2017

---

NVLAP LAB CODE: 200870-0

**SanAir Technologies Laboratory, Inc.**  
Powhatan, VA

*is accredited by the National Voluntary Laboratory Accreditation Program for specific services,  
listed on the Scope of Accreditation, for:*

### **Asbestos Fiber Analysis**

*This laboratory is accredited in accordance with the recognized International Standard ISO/IEC 17025:2017.  
This accreditation demonstrates technical competence for a defined scope and the operation of a laboratory quality  
management system (refer to joint ISO-ILAC-IAF Communique dated January 2009).*

---

2021-04-01 through 2022-03-31

*Effective Dates*



---

*Tara S. Haman*  
For the National Voluntary Laboratory Accreditation Program

**SCOPE OF ACCREDITATION TO ISO/IEC 17025:2017**

**SanAir Technologies Laboratory, Inc.**

1551 Oakbridge Drive

Suite B

Powhatan, VA 23139

Ms. Sandra Sobrino

Phone: 804-897-1177 Fax: 804-897-0070

Email: [ssobrino@sanair.com](mailto:ssobrino@sanair.com)

<http://www.sanair.com>

**ASBESTOS FIBER ANALYSIS**

**NVLAP LAB CODE 200870-0**

**Bulk Asbestos Analysis**

**Code**

**Description**

18/A01

EPA -- 40 CFR Appendix E to Subpart E of Part 763, Interim Method of the Determination of Asbestos in Bulk Insulation Samples

18/A03

EPA 600/R-93/116: Method for the Determination of Asbestos in Bulk Building Materials


**Airborne Asbestos Analysis**

**Code**

**Description**

18/A02

U.S. EPA's "Interim Transmission Electron Microscopy Analytical Methods-Mandatory and Nonmandatory-and Mandatory Section to Determine Completion of Response Actions" as found in 40 CFR, Part 763, Subpart E, Appendix A.



*For the National Voluntary Laboratory Accreditation Program*

## **Appendix D**

### **XRF Documentation**



## Performance Characteristic Sheet

EFFECTIVE DATE: September 24, 2004

EDITION NO.: 1

### MANUFACTURER AND MODEL:

Make: Niton LLC

Tested Model: XLp 300

Source:  $^{109}\text{Cd}$ 

Note: This PCS is also applicable to the equivalent model variations indicated below, for the Lead-in-Paint K+L variable reading time mode, in the XLi and XLp series:

XLi 300A, XLi 301A, XLi 302A and XLi 303A.

XLp 300A, XLp 301A, XLp 302A and XLp 303A.

XLi 700A, XLi 701A, XLi 702A and XLi 703A.

XLp 700A, XLp 701A, XLp 702A, and XLp 703A.

Note: The XLi and XLp versions refer to the shape of the handle part of the instrument. The differences in the model numbers reflect other modes available, in addition to Lead-in-Paint modes. The manufacturer states that specifications for these instruments are identical for the source, detector, and detector electronics relative to the Lead-in-Paint mode.

## FIELD OPERATION GUIDANCE

### OPERATING PARAMETERS:

Lead-in-Paint K+L variable reading time mode.

### XRF CALIBRATION CHECK LIMITS:

0.8 to 1.2 mg/cm<sup>2</sup> (inclusive)

The calibration of the XRF instrument should be checked using the paint film nearest 1.0 mg/cm<sup>2</sup> in the NIST Standard Reference Material (SRM) used (e.g., for NIST SRM 2579, use the 1.02 mg/cm<sup>2</sup> film).

If readings are outside the acceptable calibration check range, follow the manufacturer's instructions to bring the instruments into control before XRF testing proceeds.

### SUBSTRATE CORRECTION:

For XRF results using Lead-in-Paint K+L variable reading time mode, substrate correction is not needed for:

Brick, Concrete, Drywall, Metal, Plaster, and Wood

### INCONCLUSIVE RANGE OR THRESHOLD:

K+L MODE READING DESCRIPTION	SUBSTRATE	THRESHOLD (mg/cm <sup>2</sup> )
Results not corrected for substrate bias on any substrate	Brick	1.0
	Concrete	1.0
	Drywall	1.0
	Metal	1.0
	Plaster	1.0
	Wood	1.0

## BACKGROUND INFORMATION

### EVALUATION DATA SOURCE AND DATE:

This sheet is supplemental information to be used in conjunction with Chapter 7 of the HUD *Guidelines for the Evaluation and Control of Lead-Based Paint Hazards in Housing* ("HUD Guidelines"). Performance parameters shown on this sheet are calculated from the EPA/HUD evaluation using archived building components. Testing was conducted in August 2004 on 133 testing combinations. The instruments that were used to perform the testing had new sources; one instrument's was installed in November 2003 with 40 mCi initial strength, and the other's was installed June 2004 with 40 mCi initial strength.

### OPERATING PARAMETERS:

Performance parameters shown in this sheet are applicable only when properly operating the instrument using the manufacturer's instructions and procedures described in Chapter 7 of the HUD Guidelines.

### SUBSTRATE CORRECTION VALUE COMPUTATION:

Substrate correction is not needed for brick, concrete, drywall, metal, plaster or wood when using Lead-in-Paint K+L variable reading time mode, the normal operating mode for these instruments. If substrate correction is desired, refer to Chapter 7 of the HUD Guidelines for guidance on correcting XRF results for substrate bias.

### EVALUATING THE QUALITY OF XRF TESTING:

Randomly select ten testing combinations for retesting from each house or from two randomly selected units in multifamily housing. Use the K+L variable time mode readings.

Conduct XRF retesting at the ten testing combinations selected for retesting.

Determine if the XRF testing in the units or house passed or failed the test by applying the steps below.

Compute the Retest Tolerance Limit by the following steps:

Determine XRF results for the original and retest XRF readings. Do not correct the original or retest results for substrate bias. In single-family housing a result is defined as the average of three readings. In multifamily housing, a result is a single reading. Therefore, there will be ten original and ten retest XRF results for each house or for the two selected units.

Calculate the average of the original XRF result and retest XRF result for each testing combination.

Square the average for each testing combination.

Add the ten squared averages together. Call this quantity C.

Multiply the number C by 0.0072. Call this quantity D.

Add the number 0.032 to D. Call this quantity E.

Take the square root of E. Call this quantity F.

Multiply F by 1.645. The result is the Retest Tolerance Limit.

Compute the average of all ten original XRF results.

Compute the average of all ten re-test XRF results.

Find the absolute difference of the two averages.

If the difference is less than the Retest Tolerance Limit, the inspection has passed the retest. If the difference of the overall averages equals or exceeds the Retest Tolerance Limit, this procedure should be repeated with ten new testing combinations. If the difference of the overall averages is equal to or greater than the Retest Tolerance Limit a second time, then the inspection should be considered deficient.

Use of this procedure is estimated to produce a spurious result approximately 1% of the time. That is, results of this procedure will call for further examination when no examination is warranted in approximately 1 out of 100 dwelling units tested.

#### TESTING TIMES:

For the Lead-in-Paint K+L variable reading time mode, the instrument continues to read until it is moved away from the testing surface, terminated by the user, or the instrument software indicates the reading is complete. The following table provides testing time information for this testing mode. The times have been adjusted for source decay, normalized to the initial source strengths as noted above. Source strength and type of substrate will affect actual testing times. At the time of testing, the instruments had source strengths of 26.6 and 36.6 mCi.

Testing Times Using K+L Reading Mode (Seconds)						
	All Data			Median for laboratory-measured lead levels (mg/cm <sup>2</sup> )		
Substrate	25 <sup>th</sup> Percentile	Median	75 <sup>th</sup> Percentile	Pb < 0.25	0.25 ≤ Pb < 1.0	1.0 ≤ Pb
Wood Drywall	4	11	19	11	15	11
Metal	4	12	18	9	12	14
Brick Concrete Plaster	8	16	22	15	18	16

#### CLASSIFICATION RESULTS:

XRF results are classified as positive if they are greater than or equal to the threshold, and negative if they are less than the threshold.

#### DOCUMENTATION:

A document titled *Methodology for XRF Performance Characteristic Sheets* provides an explanation of the statistical methodology used to construct the data in the sheets, and provides empirical results from using the recommended inconclusive ranges or thresholds for specific XRF instruments. For a copy of this document call the National Lead Information Center Clearinghouse at 1-800-424-LEAD.

This XRF Performance Characteristic Sheet was developed by the Midwest Research Institute (MRI) and QuanTech, Inc., under a contract between MRI and the XRF manufacturer. HUD has determined that the information provided here is acceptable when used as guidance in conjunction with Chapter 7, Lead-Based Paint Inspection, of HUD's *Guidelines for the Evaluation and Control of Lead-Based Paint Hazards in Housing*.

## **Appendix E**

### **Table II - Lead-Based Paint Testing Results Table**

**Table II: Lead-Based Paint Testing Results**

14525 Halsted Street

Harvey, Illinois

	A	B	C	D	F	G	H	I	J	K	L	M	N
	Reading No	Date and Time	Type	Duration	Floor	Side	Room	Component	Substrate	Condition	Color	Results	Lead Concentration (Mg/Cm <sup>2</sup> )
1													
2	579	8/18/2021 10:09	Paint	0.73	FIRST	B	EXTERIOR	WINDOW FRAME	WOOD	POOR	BROWN	Positive	10.2
3	580	8/18/2021 10:10	Paint	0.75	FIRST	A	EXTERIOR	TRIM	WOOD	POOR	WHITE	Positive	9.8
4	581	8/18/2021 10:10	Paint	0.72	FIRST	D	EXTERIOR	SIDING	WOOD	POOR	WHITE	Positive	12
5	582	8/18/2021 10:11	Paint	3.65	FIRST	B	EXTERIOR	WALL	CONCRETE	FAIR	BROWN	Negative	0.03
6	583	8/18/2021 10:14	Paint	0.36	FIRST	A	EXTERIOR	SOFFIT	WOOD	POOR	WHITE	Positive	6.4
7	584	8/18/2021 10:14	Paint	0.75	FIRST	A	EXTERIOR	SOFFIT	WOOD	POOR	BROWN	Positive	12.7
8	585	8/18/2021 10:32	Paint	1.83	FIRST	A	LIVING ROOM	WALL	DRYWALL	INTACT	WHITE	Negative	0
9	586	8/18/2021 10:32	Paint	2.19	FIRST	B	LIVING ROOM	WALL	DRYWALL	INTACT	WHITE	Negative	0
10	587	8/18/2021 10:33	Paint	2.2	FIRST	C	BEDROOM 1	WALL	DRYWALL	INTACT	BEIGE	Negative	0
11	588	8/18/2021 10:33	Paint	1.82	FIRST	D	BEDROOM 1	WALL	DRYWALL	INTACT	BEIGE	Negative	0
12	589	8/18/2021 10:33	Paint	1.82	FIRST	D	DINING ROOM	CEILING	DRYWALL	INTACT	WHITE	Negative	0
13	590	8/18/2021 10:34	Paint	1.83	FIRST	D	DINING ROOM	WINDOW FRAME	WOOD	INTACT	WHITE	Negative	0
14	591	8/18/2021 10:34	Paint	0.74	FIRST	D	BATHROOM	CEILING	PLASTER	INTACT	BROWN	Positive	2.6
15	592	8/18/2021 10:35	Paint	3.27	FIRST	D	KITCHEN	CEILING	DRYWALL	INTACT	WHITE	Negative	0
16	593	8/18/2021 10:35	Paint	2.56	FIRST	C	KITCHEN	WALL	DRYWALL	INTACT	WHITE	Negative	0
17	594	8/18/2021 10:35	Paint	1.09	FIRST	C	KITCHEN	DOOR FRAME	WOOD	INTACT	WHITE	Negative	0

## **Appendix F**

### **Photographs**



Photograph 1 – A view of the exterior of the residence.



Photograph 2 – A view of the exterior siding shingles.



City of Harvey  
14525 Halsted Street  
Harvey, Illinois



**E n v i r o n m e n t a l   C o n s u l t i n g   G r o u p ,   I n c .**

September 1, 2021

Mr. Timothy Williams  
City of Harvey  
15320 Broadway Avenue  
Harvey, Illinois 60436

Re:    **Asbestos and Lead-Based Paint Testing Report**  
      PIN #29082160370000  
      14532 Halsted Street  
      Harvey, Illinois

Dear Mr. Williams:

In response to your request, Environmental Consulting Group, Inc. (ECG) has completed testing of suspect asbestos-containing materials (ACMs) and lead-based painted (LBP) components. The samples were collected from the residence located at 14532 Halsted Street, in Harvey, Illinois. This residence scheduled for demolition. This report provides an executive summary, an outline of the scope-of-work, and analytical results for the materials tested.

**1.0 Executive Summary**

On August 23, 2021, ECG collected 15 samples of suspect asbestos-containing materials from the subject residence. Also, during the inspection a total of nine (9) lead test points (readings) were obtained using an X-Ray Fluorescence (XRF) analyzer.



**The results of testing showed that the following building materials sampled are classified as ACMs:**

- **Gray exterior transite siding**
- **12"x 12" brown floor tile and black mastic – bedroom**

**No painted components that were tested are a lead-based paint.**

## **2.0 Scope-of-Work**

The scope-of-work for this project included testing suspect ACMs and LBPs prior to demolition activities. ECG representative Mr. Thad Ryniak completed the sampling on August 23, 2021. Mr. Ryniak is an Illinois Department of Public Health-licensed Asbestos and Lead Risk Assessor.

ECG certifications are located in Appendix A.

## **3.0 Analytical Testing - Asbestos**

Samples were sent for analysis to SanAir Technologies Laboratory (SanAir), located in Powhatan, Virginia. SanAir is recognized under the National Voluntary Laboratory Accreditation Program (NVLAP) as Laboratory #20002946-0. All samples were analyzed by EPA 600/R-93/116 Method using Polarized Light Microscopy (PLM) methods with dispersion staining as described by the interim method of the determination of asbestos in the bulk insulation, Federal Register Volume 47, No 103, May 27, 1982. This is a standard method of analysis in optical mineralogy and the current specified method for the determination of asbestos in bulk samples in Appendix A, Subpart F, 40 CFR Part 763, Section 1.

During analysis, a suspect asbestos-containing material is immersed in a solution of known refractive index and subjected to illumination by polarized light. The characteristic color displays that result enable mineral identification. PLM is an Environmental Protection Agency (EPA)-recognized method for determining asbestos content in bulk samples.

#### **4.0 Inspection Results - Asbestos**

U.S. Environmental Protection Agency (EPA) defines asbestos-containing materials (ACMs) as those materials containing greater than 1% (>1%) asbestos by weight. It should be noted that similar materials may be located in areas concealed by floors, walls, chases, riser columns, etc., and that were otherwise inaccessible during the survey. Any homogeneous materials found in the residence similar to those listed as asbestos herein, must be handled as an ACM. Every attempt was made to thoroughly inspect for the presence of suspect ACM throughout the subject residence. Representative and random sampling was performed by ECG throughout the subject residence.

Any additional suspect ACM not specifically listed in this report should be assumed to contain asbestos until it can be sampled and analyzed prior to demolition, in accordance with applicable regulatory standards.

Table I in Appendix B summarizes the results of the asbestos testing. Analytical results and laboratory certifications are located in Appendix C.

#### **5.0 Analytical Testing – Lead-Based Paint**

A Niton XRF analyzer, model XLp300, was utilized to test building components for the presence of lead-based paint. The XRF utilizes a radioactive cadmium source to determine whether lead is present in a surface. During testing, the cadmium source releases a controlled gamma ray beam onto a surface and, by measuring the diffraction gradient of the reflected emissions, the XRF detector can determine whether or not lead is present in the surface material (e.g. paint). To ensure an accurate reading, the XRF was calibrated at the beginning and end of the inspection.

Required information regarding the XRF analyzer is located in Appendix D.

## **6.0 Inspection Results – Lead-Based Paint**

According to the Environmental Protection Agency (EPA), the definition of lead-based paint is paint with a composition that includes lead at a concentration greater than or equal to one milligram of lead per square centimeter (1.0 mg/cm<sup>2</sup>).

Table II in Appendix E summarizes the lead-based paint testing results. Condition of all painted surfaces tested is also included in Appendix E. Positive readings area highlighted in red.

## **7.0 Conclusions**

On August 23, 2021, ECG collected 15 samples of suspect asbestos-containing materials from the subject residence. Also, during the inspection a total of nine (9) lead test points (readings) were obtained using an X-Ray Fluorescence (XRF) analyzer.

**The results of testing showed that the following building materials sampled are classified as ACMs:**


- **Gray exterior transite siding**
- **12”x 12” brown floor tile and black mastic – bedroom**

**No painted components that were tested are a lead-based paint.**

If you have any questions or comments, please contact our office.

Sincerely,

**ENVIRONMENTAL CONSULTING GROUP, INC.**



Thad Ryniak  
Project Manager

## **Appendices**

Appendix A – ECG Certifications

Appendix B – Table I - Asbestos Bulk Sampling Results Table

Appendix C – Asbestos Analytical Results and Laboratory Certifications

Appendix D – XRF Documentation

Appendix E – Table II - Lead-Based Paint Testing Results Table

## **Appendix A**

### **ECG Certifications**



525-535 West Jefferson Street • Springfield, Illinois 62761-0001 • [www.dph.illinois.gov](http://www.dph.illinois.gov)

**THAD J RYNIAK**  
400 VILLAGE CIRCLE #302  
WILLOW SPRINGS, IL 60480

4/13/2021



ASBESTOS PROFESSIONAL LICENSE ID NUMBER: 09551

Enclosed is your Asbestos Professional License. Please note the expiration date on the card and in the image depicted below.

**COPY OF THE ASBESTOS PROFESSIONAL LICENSE**

Front of License

Back of License

 <b>ASBESTOS PROFESSIONAL LICENSE</b>			<b>ENDORSEMENTS</b>	<b>TC EXPIRES</b>
<b>ID NUMBER</b> 100 - 09551	<b>ISSUED</b> 4/13/2021	<b>EXPIRES</b> 05/15/2022	INSPECTOR	11/13/2021
<b>THAD J RYNIAK</b> 400 VILLAGE CIRCLE #302 WILLOW SPRINGS, IL 60480 Environmental Health			PROJECT MANAGER AIR SAMPLING PROFESSIONAL	11/14/2021
			<b>Alteration of this license shall result in legal action</b> This license issued under authority of the State of Illinois Department of Public Health This license is valid only when accompanied by a valid training course certificate.	

If you have any questions or need further assistance, contact the Asbestos Program at (217)782-3517 or fax (217)785-5897.

Our WEB address is: [dph.illinois.gov/topics-services/environmental-health-protection/asbestos](http://dph.illinois.gov/topics-services/environmental-health-protection/asbestos)  
EMAIL Address: [dph.asbestos@illinois.gov](mailto:dph.asbestos@illinois.gov)

2020



OCCUPATIONAL TRAINING & SUPPLY, INC.  
7233 S. Adams Street | Willowbrook, IL 60527 | (630) 655-3900 | [www.otssafety.com](http://www.otssafety.com)

# Asbestos Building Inspector Refresher

Occupational Training & Supply, Inc. certifies that

**Thad Ryniak**

has successfully completed the Asbestos Building Inspector Refresher course and has passed the competency exam with a minimum score of 70%. The course is accredited by the Illinois Department of Public Health and Indiana Department of Environmental Management for purposes of accreditation in accordance with EPA 40 CFR 763, Asbestos Hazard Emergency response Act (AHERA) and TSCA Title II.

Course Date: 11/13/2020

Exam Date: 11/13/2020

Expiration Date: 11/13/2021

Certificate Number: BIR2011132441

Kathy DeSalvo, Director



525-535 West Jefferson Street • Springfield, Illinois 62761-0001 • [www.dph.illinois.gov](http://www.dph.illinois.gov)

1/13/2021

LICENSE NUMBER: 011252

Thad J Ryniak  
400 Village Cir., Apt #302  
Willow Springs, IL 60480

### LICENSE APPROVED

IDPH recently received and reviewed your application for lead licensure. Your qualifications have been reviewed and found that you meet the requirements set forth by the Lead Poisoning Prevention Code, Section 845.125. Therefore, your application for lead licensure is now complete. Enclosed please find your lead license card. Please have this identification card with you at all times while conducting lead abatement activities.

IDPH has updated its 7 – Day Notice of Commencement effective immediately. The revised document can be identified by its 9/16 revision date on the bottom left corner. Please discontinue using the old form and begin using the new form as soon as possible. The revised form is located in the same web address that the old form was located (<http://www.dph.illinois.gov/sites/default/files/forms/7-day-notice-leadabatement-mitigation-project-091916.pdf>).



**PROTECTING HEALTH, IMPROVING LIVES**  
*Nationally Accredited by PHAB*



# Environmental Management Institute

5610 Crawfordsville Road, Suite 15, Indianapolis, Indiana 46224-3714

317/248-4848 • 800/488-8842 • FAX 317/248-4846  
[www.spea.iupui.edu/Envtl\\_mgmt](http://www.spea.iupui.edu/Envtl_mgmt)

This confirms that

**Thad Ryniak**

400 Village Circle #302  
Willow Springs, IL 60480

Completed the 8 Instructional Hour Refresher Course

**Lead Risk Assessor**

Course Date  
July 24, 2019

and Successfully Passed the Examination  
July 24, 2019

Joan B. Ketterman  
Training Manager

Jack E. Leonard  
Instructor

Certificate: LRAR- 3006

Approved by: Illinois Department of Public Health (Expires 3 years from exam date)  
Indiana State Department of Health (Expires 3 years from exam date)  
U.S. Environmental Protection Agency



## **Appendix B**

### **Table I - Asbestos Bulk Sampling Results Table**



**Table I - Asbestos Results Summary Table**

City of Harvey  
14532 Halsted Street  
Harvey, Illinois

Sample ID	Material Sampled	Location	% Asbestos
1	black roof shingle	Exterior	None Detected
2	black roof tr paper	Exterior	None Detected
3	gray transite siding	Exterior	<b>15% chrysotile</b>
4	white drywall wall	entry way	None Detected
5	white drywall compound	entry way	None Detected
6	white plaster top coat	strair way	None Detected
7	gray plaster bottom coat	strair way	None Detected
8	2'x4' white ceiling tile	strair way	None Detected
9	12"x 12" beige floor tile	kitchen	None Detected
10	12"x 12" brown floor tile	Bedroom	<b>2% chrysotile</b>
11	yellow mastic under sample #09	kitchen	None Detected
12	black mastic under sample #10	bedroom	<b>3% chrysotile</b>
13	white caulk on chimney	2nd floor attic	None Detected
14	brown paper on wall	2nd floor attic	None Detected
15	brown paper on ceiling	2nd floor dining room	None Detected

## **Appendix C**

### **Asbestos Analytical Results and Laboratory Certifications**



**The Identification Specialists**

Analysis Report  
prepared for  
Environmental Consulting Group

**Report Date: 8/26/2021**

**Project Name: City Of Harvey**

**Project #: AA213091-654**

**SanAir ID#: 21044509**



NVLAP LAB CODE 200870-0

1551 Oakbridge Dr. Suite B | Powhatan, Virginia 23139-8061  
888.895.1177 | 804.897.1177 | fax: 804.897.0070 | [IAQ@SanAir.com](mailto:IAQ@SanAir.com) | [SanAir.com](http://SanAir.com)



SanAir ID Number

21044509

FINAL REPORT

8/26/2021 5:28:06 PM

**Name:** Environmental Consulting Group

**Address:** 105 S. York Road, Suite 250

Elmhurst, IL 60126

**Phone:** 630-607-0060

**Project Number:** AA213091-654

**P.O. Number:** 14532 Halstead Street, Harvey, Illinois

**Project Name:** City Of Harvey

**Collected Date:** 8/23/2021

**Received Date:** 8/24/2021 10:30:00 AM

Dear Thad Ryniak,

We at SanAir would like to thank you for the work you recently submitted. The 15 sample(s) were received on Tuesday, August 24, 2021 via FedEx. The final report(s) is enclosed for the following sample(s): 01, 02, 03, 04, 05, 06, 07, 08, 09, 10, 11, 12, 13, 14, 15.

These results only pertain to this job and should not be used in the interpretation of any other job. This report is only complete in its entirety. Refer to the listing below of the pages included in a complete final report.

Sincerely,

A handwritten signature in black ink that reads "Sandra Sobrino". The signature is written in a cursive, flowing style.

Sandra Sobrino  
Asbestos & Materials Laboratory Manager  
SanAir Technologies Laboratory

Final Report Includes:

- Cover Letter
- Analysis Pages
- Disclaimers and Additional Information

Sample conditions:

- 15 samples in Good condition.



SanAir ID Number

21044509

FINAL REPORT

8/26/2021 5:28:06 PM

**Name:** Environmental Consulting Group  
**Address:** 105 S. York Road, Suite 250  
Elmhurst, IL 60126  
**Phone:** 630-607-0060

**Project Number:** AA213091-654**P.O. Number:** 14532 Halstead Street, Harvey, Illinois**Project Name:** City Of Harvey**Collected Date:** 8/23/2021**Received Date:** 8/24/2021 10:30:00 AM

Analyst: Roseblock, Mary

**Asbestos Bulk PLM EPA 600/R-93/116**

SanAir ID / Description	Stereoscopic	Components		Asbestos Fibers
	Appearance	% Fibrous	% Non-fibrous	
01 / 21044509-001 Roof Shingle-Exterior	Black Non-Fibrous Heterogeneous	30% Cellulose	70% Other	None Detected
02 / 21044509-002 Roof Tar Paper-Exterior	Black Fibrous Heterogeneous	65% Cellulose	35% Other	None Detected
03 / 21044509-003 Transite Siding-Exterior	Gray Non-Fibrous Homogeneous		85% Other	15% Chrysotile
04 / 21044509-004 Drywall Wall-Entry Way	White Non-Fibrous Homogeneous	5% Cellulose	95% Other	None Detected
05 / 21044509-005 Drywall Compound-Entry Way	White Non-Fibrous Homogeneous		100% Other	None Detected
06 / 21044509-006 Plaster Top Coat-Stairway	White Non-Fibrous Homogeneous		100% Other	None Detected
07 / 21044509-007 Plaster Bottom Coat-Stairway	Gray Non-Fibrous Homogeneous		100% Other	None Detected
08 / 21044509-008 2X4 Ceiling Tile-Stairway	White Fibrous Homogeneous	65% Cellulose 30% Glass	5% Other	None Detected
09 / 21044509-009 12X12 Floor Tile-Kitchen	Beige Non-Fibrous Homogeneous		100% Other	None Detected
10 / 21044509-010 12X12 Floor Tile-Bedroom	Brown Non-Fibrous Homogeneous		98% Other	2% Chrysotile

Analyst: *Mary E. Roseblock*

Approved Signatory:

Analysis Date: 8/26/2021

Date: 8/26/2021



SanAir ID Number

21044509

FINAL REPORT

8/26/2021 5:28:06 PM

**Name:** Environmental Consulting Group**Address:** 105 S. York Road, Suite 250

Elmhurst, IL 60126

**Phone:** 630-607-0060**Project Number:** AA213091-654**P.O. Number:** 14532 Halstead Street, Harvey, Illinois**Project Name:** City Of Harvey**Collected Date:** 8/23/2021**Received Date:** 8/24/2021 10:30:00 AM

Analyst: Roseblock, Mary

**Asbestos Bulk PLM EPA 600/R-93/116**

SanAir ID / Description	Stereoscopic	Components		Asbestos Fibers
	Appearance	% Fibrous	% Non-fibrous	
11 / 21044509-011 Mastic Under 09-Kitchen	Yellow Non-Fibrous Homogeneous		100% Other	None Detected
12 / 21044509-012 Mastic Under 10-Bedroom	Black Non-Fibrous Homogeneous		97% Other	3% Chrysotile
13 / 21044509-013 Caulk On Chimney-2nd Floor Attic	White Non-Fibrous Homogeneous		100% Other	None Detected
14 / 21044509-014 Paper On Wall-2nd Floor Attic	Brown Fibrous Homogeneous	99% Cellulose	1% Other	None Detected
15 / 21044509-015 Paper On Ceiling-2nd Floor Dining Room	Brown Fibrous Homogeneous	99% Cellulose	1% Other	None Detected

Analyst: *Mary E. Roseblock*

Approved Signatory:

Analysis Date: 8/26/2021

Date: 8/26/2021

## **Disclaimer**

This report is the sole property of the client named on the SanAir Technologies Laboratory chain-of-custody (COC). Results in the report are confidential information intended only for the use by the customer listed on the COC. Neither results nor reports will be discussed with or released to any third party without our client's written permission. The final report shall not be reproduced except in full without written approval of the laboratory to assure that parts of the report are not taken out of context. The information provided in this report applies only to the samples submitted and is relevant only for the date, time, and location of sampling. The accuracy of the results is dependent upon the client's sampling procedure and information provided to the laboratory by the client. SanAir assumes no responsibility for the sampling procedure and will provide evaluation reports based solely on the sample(s) in the condition in which they arrived at the laboratory and information provided by the client on the COC, such as: project number, project name, collection dates, po number, special instructions, samples collected by, sample numbers, sample identifications, sample type, selected analysis type, flow rate, total volume or area, and start stop times that may affect the validity of the results in this report. Samples were received in good condition unless otherwise noted on the report. SanAir assumes no responsibility or liability for the manner in which the results are used or interpreted. This report does not constitute and shall not be used to claim product certification, approval, or endorsement by NVLAP, NIST, or any other U.S. governmental agencies and may not be certified by every local, state, and federal regulatory agencies.

Samples are held for a period of 60 days. Fibers smaller than 5 microns cannot be seen with this method due to scope limitations.

For NY state samples, method EPA 600/M4-82-020 is performed.

### **NYELAP Disclaimer:**

Polarized- light microscopy is not consistently reliable in detecting asbestos in floor covering and similar non-friable organically bound materials. Quantitative transmission electron microscopy is currently the only method that can be used to determine if this material can be considered or treated as non-asbestos containing.

### **Asbestos Certifications**

NVLAP lab code 200870-0

City of Philadelphia: ALL-460

PA Department of Environmental Protection Number: 68-05397

California License Number: 2915

Colorado License Number: AL-23143

Connecticut License Number: PH-0105

Massachusetts License Number: AA000222

Maine License Number: LB-0075, LA-0084

New York ELAP lab ID: 11983

Rhode Island License Number: PCM00126, PLM00126, TEM00126

Texas Department of State Health Services License Number: 300440

Commonwealth of Virginia 3333000323

Washington State License Number: C989

West Virginia License Number: LT000616

Vermont License: AL166318

Louisiana Department of Environmental Quality: 212253, Cert 05088

Revision Date: 8/14/2020



2104450

Page: 1 of 1

## Chain of Custody Information

Inspector Taking Samples: Tina Richardson

Person Delivering at Lab and Time: TUAN RUSIA

Person Receiving at Lab and Time:

☐ 72 Hrs ☐ 96 Hrs

☐ Chatfield Method      ☐ TEM Qualitative via Filtration Prep Technique

☐ Stop at 1st Positive:

Sample No.	HA	Material Description	Location Sampled
01	1	Black dust smelter	EXTENSION
02	2	↓ ↓ Tax oven	↓
03	3	CEMENTING SINK	↓
04	4	WHITE OXYGEN WALK	ENTRYWAY
05	5	↓ ↓ CURB	↓
06	6	↓ PASTER TO CAR	STAIRWAY
07	7	GRAY ↓ BROWN ↓	↓
08	8	RED WHITE DECORATIVE TILES	↓
09	9	18"x18" BEIGE FLOOR TILES	KITCHEN
10	10	↓ BROWN ↓	BEDROOM
11	11	YELLOW MARBLE OVER OIL	KITCHEN
12	12	BROWN ↓	BEDROOM
13	13	WHITE CEMENT ON PLASTER	KID ROOM ATTIC

14	14	Brown	Adel	on	var		$\phi$	$\psi$	
15	15	$\phi$	$\psi$	$\psi$	Herring		$\psi^*$	$\phi$	$\psi$

PCN 42071 1030000

Environmental Consulting Group, Inc.  
105 S. York St., Suite 250  
Elmhurst, IL 60126  
Phone: (630) 607-0060  
Fax: (630) 607-0650

# Asbestos Bulk Sampling Log and Chain of Custody Form

Page: 1 of 2

710114510

Project Name

City of Chicago

Project Location

313 W 151st Street, Chicago, IL

Date of Collection

8-20-21

ECG Project No.

AKA13091-654

## Chain of Custody Information

Inspector Taking Samples: Tina Ryznar

Person Delivering at Lab and Time: Tina Ryznar

Person Receiving at Lab and Time:

Turn Around:

☐ Immediate

☐ 6 Hrs

☐ 24 Hrs

☒ 48 Hrs

☐ 72 Hrs

☐ 96 Hrs

Analysis Requested:

☒ PLM

☐ TEM EPA NOB - EPA 600/R-93/116b

☐ Chatfield Method

☐ TEM Qualitative via Filtration Prep Technique

Report Results:

☒ E-mail: mschloper@ecg.com

☐ Stop at 1st Positive:

Sample No.	HA	Material Description	Location Sampled
01	1	Brick roof - <del>removed</del>	Building exterior
02	2	Brick roof - <del>removed</del>	Building exterior
03	3	Brick roof - <del>removed</del>	Building exterior
04	4	White exterior window casing	Building exterior
05	5	Brick 11" x 11" floor tile	1st floor
06	6	Yellow plastic under OS	Building exterior
07	7	White drywall under	Building exterior
08	8	White drywall compound	Building exterior
09	9	11" x 11" white square on FT	1st floor
10	10	9" x 9" yellow FC	Building exterior
11	11	Yellow plastic under OS	Building exterior
12	12	Brick 6" x 6" tile	Building exterior
13	13	Gray concrete block	Building exterior

Comments:

JAB 8/24/21 10:30am

United States Department of Commerce  
National Institute of Standards and Technology



---

## Certificate of Accreditation to ISO/IEC 17025:2017

---

NVLAP LAB CODE: 200870-0

**SanAir Technologies Laboratory, Inc.**  
Powhatan, VA

*is accredited by the National Voluntary Laboratory Accreditation Program for specific services,  
listed on the Scope of Accreditation, for:*

### **Asbestos Fiber Analysis**

*This laboratory is accredited in accordance with the recognized International Standard ISO/IEC 17025:2017.  
This accreditation demonstrates technical competence for a defined scope and the operation of a laboratory quality  
management system (refer to joint ISO-ILAC-IAF Communique dated January 2009).*

---

2021-04-01 through 2022-03-31

*Effective Dates*



---

*Tara S. Haman*  
For the National Voluntary Laboratory Accreditation Program

**SCOPE OF ACCREDITATION TO ISO/IEC 17025:2017**

**SanAir Technologies Laboratory, Inc.**

1551 Oakbridge Drive

Suite B

Powhatan, VA 23139

Ms. Sandra Sobrino

Phone: 804-897-1177 Fax: 804-897-0070

Email: [ssobrino@sanair.com](mailto:ssobrino@sanair.com)

<http://www.sanair.com>

**ASBESTOS FIBER ANALYSIS**

**NVLAP LAB CODE 200870-0**

**Bulk Asbestos Analysis**

**Code**

**Description**

18/A01

EPA -- 40 CFR Appendix E to Subpart E of Part 763, Interim Method of the Determination of Asbestos in Bulk Insulation Samples

18/A03

EPA 600/R-93/116: Method for the Determination of Asbestos in Bulk Building Materials


**Airborne Asbestos Analysis**

**Code**

**Description**

18/A02

U.S. EPA's "Interim Transmission Electron Microscopy Analytical Methods-Mandatory and Nonmandatory-and Mandatory Section to Determine Completion of Response Actions" as found in 40 CFR, Part 763, Subpart E, Appendix A.



*For the National Voluntary Laboratory Accreditation Program*

## **Appendix D**

### **XRF Documentation**

## Performance Characteristic Sheet

EFFECTIVE DATE: September 24, 2004

EDITION NO.: 1

### MANUFACTURER AND MODEL:

Make: Niton LLC

Tested Model: XLp 300

Source:  $^{109}\text{Cd}$ 

Note: This PCS is also applicable to the equivalent model variations indicated below, for the Lead-in-Paint K+L variable reading time mode, in the XLi and XLp series:

XLi 300A, XLi 301A, XLi 302A and XLi 303A.

XLp 300A, XLp 301A, XLp 302A and XLp 303A.

XLi 700A, XLi 701A, XLi 702A and XLi 703A.

XLp 700A, XLp 701A, XLp 702A, and XLp 703A.

Note: The XLi and XLp versions refer to the shape of the handle part of the instrument. The differences in the model numbers reflect other modes available, in addition to Lead-in-Paint modes. The manufacturer states that specifications for these instruments are identical for the source, detector, and detector electronics relative to the Lead-in-Paint mode.

## FIELD OPERATION GUIDANCE

### OPERATING PARAMETERS:

Lead-in-Paint K+L variable reading time mode.

### XRF CALIBRATION CHECK LIMITS:

0.8 to 1.2 mg/cm<sup>2</sup> (inclusive)

The calibration of the XRF instrument should be checked using the paint film nearest 1.0 mg/cm<sup>2</sup> in the NIST Standard Reference Material (SRM) used (e.g., for NIST SRM 2579, use the 1.02 mg/cm<sup>2</sup> film).

If readings are outside the acceptable calibration check range, follow the manufacturer's instructions to bring the instruments into control before XRF testing proceeds.

### SUBSTRATE CORRECTION:

For XRF results using Lead-in-Paint K+L variable reading time mode, substrate correction is not needed for:

Brick, Concrete, Drywall, Metal, Plaster, and Wood

### INCONCLUSIVE RANGE OR THRESHOLD:

K+L MODE READING DESCRIPTION	SUBSTRATE	THRESHOLD (mg/cm <sup>2</sup> )
Results not corrected for substrate bias on any substrate	Brick	1.0
	Concrete	1.0
	Drywall	1.0
	Metal	1.0
	Plaster	1.0
	Wood	1.0

## BACKGROUND INFORMATION

### EVALUATION DATA SOURCE AND DATE:

This sheet is supplemental information to be used in conjunction with Chapter 7 of the HUD *Guidelines for the Evaluation and Control of Lead-Based Paint Hazards in Housing* ("HUD Guidelines"). Performance parameters shown on this sheet are calculated from the EPA/HUD evaluation using archived building components. Testing was conducted in August 2004 on 133 testing combinations. The instruments that were used to perform the testing had new sources; one instrument's was installed in November 2003 with 40 mCi initial strength, and the other's was installed June 2004 with 40 mCi initial strength.

### OPERATING PARAMETERS:

Performance parameters shown in this sheet are applicable only when properly operating the instrument using the manufacturer's instructions and procedures described in Chapter 7 of the HUD Guidelines.

### SUBSTRATE CORRECTION VALUE COMPUTATION:

Substrate correction is not needed for brick, concrete, drywall, metal, plaster or wood when using Lead-in-Paint K+L variable reading time mode, the normal operating mode for these instruments. If substrate correction is desired, refer to Chapter 7 of the HUD Guidelines for guidance on correcting XRF results for substrate bias.

### EVALUATING THE QUALITY OF XRF TESTING:

Randomly select ten testing combinations for retesting from each house or from two randomly selected units in multifamily housing. Use the K+L variable time mode readings.

Conduct XRF retesting at the ten testing combinations selected for retesting.

Determine if the XRF testing in the units or house passed or failed the test by applying the steps below.

Compute the Retest Tolerance Limit by the following steps:

Determine XRF results for the original and retest XRF readings. Do not correct the original or retest results for substrate bias. In single-family housing a result is defined as the average of three readings. In multifamily housing, a result is a single reading. Therefore, there will be ten original and ten retest XRF results for each house or for the two selected units.

Calculate the average of the original XRF result and retest XRF result for each testing combination.

Square the average for each testing combination.

Add the ten squared averages together. Call this quantity C.

Multiply the number C by 0.0072. Call this quantity D.

Add the number 0.032 to D. Call this quantity E.

Take the square root of E. Call this quantity F.

Multiply F by 1.645. The result is the Retest Tolerance Limit.

Compute the average of all ten original XRF results.

Compute the average of all ten re-test XRF results.

Find the absolute difference of the two averages.

If the difference is less than the Retest Tolerance Limit, the inspection has passed the retest. If the difference of the overall averages equals or exceeds the Retest Tolerance Limit, this procedure should be repeated with ten new testing combinations. If the difference of the overall averages is equal to or greater than the Retest Tolerance Limit a second time, then the inspection should be considered deficient.

Use of this procedure is estimated to produce a spurious result approximately 1% of the time. That is, results of this procedure will call for further examination when no examination is warranted in approximately 1 out of 100 dwelling units tested.

#### TESTING TIMES:

For the Lead-in-Paint K+L variable reading time mode, the instrument continues to read until it is moved away from the testing surface, terminated by the user, or the instrument software indicates the reading is complete. The following table provides testing time information for this testing mode. The times have been adjusted for source decay, normalized to the initial source strengths as noted above. Source strength and type of substrate will affect actual testing times. At the time of testing, the instruments had source strengths of 26.6 and 36.6 mCi.

Testing Times Using K+L Reading Mode (Seconds)						
	All Data			Median for laboratory-measured lead levels (mg/cm <sup>2</sup> )		
Substrate	25 <sup>th</sup> Percentile	Median	75 <sup>th</sup> Percentile	Pb < 0.25	0.25 ≤ Pb < 1.0	1.0 ≤ Pb
Wood Drywall	4	11	19	11	15	11
Metal	4	12	18	9	12	14
Brick Concrete Plaster	8	16	22	15	18	16

#### CLASSIFICATION RESULTS:

XRF results are classified as positive if they are greater than or equal to the threshold, and negative if they are less than the threshold.

#### DOCUMENTATION:

A document titled *Methodology for XRF Performance Characteristic Sheets* provides an explanation of the statistical methodology used to construct the data in the sheets, and provides empirical results from using the recommended inconclusive ranges or thresholds for specific XRF instruments. For a copy of this document call the National Lead Information Center Clearinghouse at 1-800-424-LEAD.

This XRF Performance Characteristic Sheet was developed by the Midwest Research Institute (MRI) and QuanTech, Inc., under a contract between MRI and the XRF manufacturer. HUD has determined that the information provided here is acceptable when used as guidance in conjunction with Chapter 7, Lead-Based Paint Inspection, of HUD's *Guidelines for the Evaluation and Control of Lead-Based Paint Hazards in Housing*.



## **Appendix E**

### **Table II - Lead-Based Paint Testing Results Table**

**Table II: Lead-Based Paint Testing Results**

14532 Halsted Street

Harvey, Illinois

	A	B	C	D	F	G	H	I	J	K	L	M	N
1	Reading No	Date and Time	Type	Duration	Floor	Side	Room	Component	Substrate	Condition	Color	Results	Lead Concentration (Mg/Cm <sup>2</sup> )
2	813	8/23/2021 13:25	Paint	1.08	FIRST	A	OUTSIDE	BEAM	WOOD	POOR	WHITE	Negative	0
3	814	8/23/2021 13:25	Paint	1.09	FIRST	A	OUTSIDE	HANDRAIL	WOOD	POOR	WHITE	Negative	0
4	815	8/23/2021 13:25	Paint	1.1	FIRST	A	OUTSIDE	FLOOR	WOOD	POOR	WHITE	Negative	0
5	816	8/23/2021 13:26	Paint	3.28	FIRST	A	DINING ROOM	CEILING	DRYWALL	POOR	WHITE	Negative	0.04
6	817	8/23/2021 13:27	Paint	2.18	FIRST	C	DINING ROOM	WALL	DRYWALL	POOR	WHITE	Negative	0
7	818	8/23/2021 13:27	Paint	3.27	FIRST	A	KITCHEN	WALL	DRYWALL	POOR	WHITE	Negative	0
8	819	8/23/2021 13:27	Paint	3.25	FIRST	A	KITCHEN	CEILING	DRYWALL	POOR	WHITE	Negative	0
9	820	8/23/2021 13:28	Paint	1.08	SECOND	A	REAR STAIRWELL	CEILING	PLASTER	POOR	WHITE	Negative	0
10	821	8/23/2021 13:28	Paint	2.18	SECOND	A	REAR STAIRWELL	CEILING	PLASTER	POOR	WHITE	Negative	0.04



**E n v i r o n m e n t a l   C o n s u l t i n g   G r o u p ,   I n c .**

September 1, 2021

Mr. Timothy Williams  
City of Harvey  
15320 Broadway Avenue  
Harvey, Illinois 60436

Re:    **Asbestos and Lead-Based Paint Testing Report**  
      PIN #29082160400000  
      14546 Halsted Street  
      Harvey, Illinois

Dear Mr. Williams:

In response to your request, Environmental Consulting Group, Inc. (ECG) has completed testing of suspect asbestos-containing materials (ACMs) and lead-based painted (LBP) components. The samples were collected from the residence located at 14546 Halsted Street, in Harvey, Illinois. This residence scheduled for demolition. This report provides an executive summary, an outline of the scope-of-work, and analytical results for the materials tested.

**1.0 Executive Summary**

On August 23, 2021, ECG collected 21 samples of suspect asbestos-containing materials from the subject residence. Also, during the inspection a total of 18 lead test points (readings) were obtained using an X-Ray Fluorescence (XRF) analyzer.

**The results of testing showed that the following building materials sampled are classified as ACMs:**

- **White insulation – exterior roof under shingle**
- **Black tar on roof shingles – exterior roof**
- **Exterior transite siding**
- **Paper on HVAC and beams - basement**

**Below is the painted components that tested positive for lead-based paint during the inspection:**

- **White wood beam - exterior**

## **2.0 Scope-of-Work**

The scope-of-work for this project included testing suspect ACMs and LBPs prior to demolition activities. ECG representative Mr. Thad Ryniak completed the sampling on August 23, 2021. Mr. Ryniak is an Illinois Department of Public Health-licensed Asbestos and Lead Risk Assessor.

ECG certifications are located in Appendix A.

## **3.0 Analytical Testing - Asbestos**

Samples were sent for analysis to SanAir Technologies Laboratory (SanAir), located in Powhatan, Virginia. SanAir is recognized under the National Voluntary Laboratory Accreditation Program (NVLAP) as Laboratory #20002946-0. All samples were analyzed by EPA 600/R-93/116 Method using Polarized Light Microscopy (PLM) methods with dispersion staining as described by the interim method of the determination of asbestos in the bulk insulation, Federal Register Volume 47, No 103, May 27, 1982. This is a standard method of analysis in optical mineralogy and the current specified method for the determination of asbestos in bulk samples in Appendix A, Subpart F, 40 CFR Part 763, Section 1.

During analysis, a suspect asbestos-containing material is immersed in a solution of known refractive index and subjected to illumination by polarized light. The characteristic color displays that result enable mineral identification. PLM is an Environmental Protection Agency (EPA)-recognized method for determining asbestos content in bulk samples.

#### **4.0 Inspection Results - Asbestos**

U.S. Environmental Protection Agency (EPA) defines asbestos-containing materials (ACMs) as those materials containing greater than 1% (>1%) asbestos by weight. It should be noted that similar materials may be located in areas concealed by floors, walls, chases, riser columns, etc., and that were otherwise inaccessible during the survey. Any homogeneous materials found in the residence similar to those listed as asbestos herein, must be handled as an ACM. Every attempt was made to thoroughly inspect for the presence of suspect ACM throughout the subject residence. Representative and random sampling was performed by ECG throughout the subject residence.

Any additional suspect ACM not specifically listed in this report should be assumed to contain asbestos until it can be sampled and analyzed prior to demolition, in accordance with applicable regulatory standards.

Table I in Appendix B summarizes the results of the asbestos testing. Analytical results and laboratory certifications are located in Appendix C.

#### **5.0 Analytical Testing – Lead-Based Paint**

A Niton XRF analyzer, model XLp300, was utilized to test building components for the presence of lead-based paint. The XRF utilizes a radioactive cadmium source to determine whether lead is present in a surface. During testing, the cadmium source releases a controlled gamma ray beam onto a surface and, by measuring the diffraction gradient of the reflected emissions, the XRF detector can determine whether or not lead is present in the surface material (e.g. paint). To ensure an accurate reading, the XRF was calibrated at the beginning and end of the inspection.

Required information regarding the XRF analyzer is located in Appendix D.

## **6.0 Inspection Results – Lead-Based Paint**

According to the Environmental Protection Agency (EPA), the definition of lead-based paint is paint with a composition that includes lead at a concentration greater than or equal to one milligram of lead per square centimeter (1.0 mg/cm<sup>2</sup>).

Table II in Appendix E summarizes the lead-based paint testing results. Condition of all painted surfaces tested is also included in Appendix E. Positive readings area highlighted in red.

## **7.0 Conclusions**

On August 23, 2021, ECG collected 21 samples of suspect asbestos-containing materials from the subject residence. Also, during the inspection a total of 18 lead test points (readings) were obtained using an X-Ray Fluorescence (XRF) analyzer.

**The results of testing showed that the following building materials sampled are classified as ACMs:**

- **White insulation – exterior roof under shingle**
- **Black tar on roof shingles – exterior roof**
- **Exterior transite siding**
- **Paper on HVAC and beams - basement**


**Below are the painted components that tested positive for lead-based paint during the inspection:**

- **White wood beam - exterior**

If you have any questions or comments, please contact our office.

Sincerely,

**ENVIRONMENTAL CONSULTING GROUP, INC.**



Thad Ryniak  
Project Manager

## **Appendices**

Appendix A – ECG Certifications

Appendix B – Table I - Asbestos Bulk Sampling Results Table

Appendix C – Asbestos Analytical Results and Laboratory Certifications

Appendix D – XRF Documentation

Appendix E – Table II - Lead-Based Paint Testing Results Table

## **Appendix A**

### **ECG Certifications**



525-535 West Jefferson Street • Springfield, Illinois 62761-0001 • [www.dph.illinois.gov](http://www.dph.illinois.gov)

**THAD J RYNIAK**  
400 VILLAGE CIRCLE #302  
WILLOW SPRINGS, IL 60480

4/13/2021



ASBESTOS PROFESSIONAL LICENSE ID NUMBER: 09551

Enclosed is your Asbestos Professional License. Please note the expiration date on the card and in the image depicted below.

**COPY OF THE ASBESTOS PROFESSIONAL LICENSE**

Front of License

Back of License

		<b>ASBESTOS PROFESSIONAL LICENSE</b>		<b>ENDORSEMENTS</b>	<b>TC EXPIRES</b>
ID NUMBER 100 - 09551		ISSUED 4/13/2021		INSPECTOR	11/13/2021
THAD J RYNIAK 400 VILLAGE CIRCLE #302 WILLOW SPRINGS, IL 60480 Environmental Health		EXPIRES 05/15/2022 		PROJECT MANAGER AIR SAMPLING PROFESSIONAL	11/14/2021
				<b>Alteration of this license shall result in legal action</b> This license issued under authority of the State of Illinois Department of Public Health This license is valid only when accompanied by a valid training course certificate.	

If you have any questions or need further assistance, contact the Asbestos Program at (217)782-3517 or fax (217)785-5897.

Our WEB address is: [dph.illinois.gov/topics-services/environmental-health-protection/asbestos](http://dph.illinois.gov/topics-services/environmental-health-protection/asbestos)  
EMAIL Address: [dph.asbestos@illinois.gov](mailto:dph.asbestos@illinois.gov)



2020



OCCUPATIONAL TRAINING & SUPPLY, INC.  
7233 S. Adams Street | Willowbrook, IL 60527 | (630) 655-3900 | [www.otssafety.com](http://www.otssafety.com)

# Asbestos Building Inspector Refresher

Occupational Training & Supply, Inc. certifies that

**Thad Ryniak**

has successfully completed the Asbestos Building Inspector Refresher course and has passed the competency exam with a minimum score of 70%. The course is accredited by the Illinois Department of Public Health and Indiana Department of Environmental Management for purposes of accreditation in accordance with EPA 40 CFR 763, Asbestos Hazard Emergency response Act (AHERA) and TSCA Title II.

Course Date: 11/13/2020

Exam Date: 11/13/2020

Expiration Date: 11/13/2021

Certificate Number: BIR2011132441

Kathy DeSalvo, Director



525-535 West Jefferson Street • Springfield, Illinois 62761-0001 • [www.dph.illinois.gov](http://www.dph.illinois.gov)

1/13/2021

LICENSE NUMBER: 011252

Thad J Ryniak  
400 Village Cir., Apt #302  
Willow Springs, IL 60480

### LICENSE APPROVED

IDPH recently received and reviewed your application for lead licensure. Your qualifications have been reviewed and found that you meet the requirements set forth by the Lead Poisoning Prevention Code, Section 845.125. Therefore, your application for lead licensure is now complete. Enclosed please find your lead license card. Please have this identification card with you at all times while conducting lead abatement activities.

IDPH has updated its 7 – Day Notice of Commencement effective immediately. The revised document can be identified by its 9/16 revision date on the bottom left corner. Please discontinue using the old form and begin using the new form as soon as possible. The revised form is located in the same web address that the old form was located (<http://www.dph.illinois.gov/sites/default/files/forms/7-day-notice-leadabatement-mitigation-project-091916.pdf>).



PROTECTING HEALTH, IMPROVING LIVES  
*Nationally Accredited by PHAB*



# Environmental Management Institute

5610 Crawfordsville Road, Suite 15, Indianapolis, Indiana 46224-3714

317/248-4848 • 800/488-8842 • FAX 317/248-4846

[www.spea.iupui.edu/Envtl\\_mgmt](http://www.spea.iupui.edu/Envtl_mgmt)

This confirms that

## Thad Ryniak

400 Village Circle #302  
Willow Springs, IL 60480

Completed the 8 Instructional Hour Refresher Course

**Lead Risk Assessor**

Course Date  
July 24, 2019

and Successfully Passed the Examination

July 24, 2019

Joan B. Ketterman  
Training Manager

Jack E. Leonard  
Instructor

Certificate: LRAR- 3006

Approved by: Illinois Department of Public Health (Expires 3 years from exam date)  
Indiana State Department of Health (Expires 3 years from exam date)  
U.S. Environmental Protection Agency

## **Appendix B**

### **Table I - Asbestos Bulk Sampling Results Table**

**Table I - Asbestos Results Summary Table**

City of Harvey  
14546 Halsted Street  
Harvey, Illinois

Sample ID	Material Sampled	Location	% Asbestos
1	black roof shingle	Exterior	None Detected
2	black roof shingle	Exterior	None Detected
2	white insulation	exterior under black roof shingle	<b>15% chrysotile</b>
3	gray transite siding	Exterior	<b>25% chrysotile</b>
4	white drywall wall	living room - 1st floor	None Detected
5	white drywall compound	living room - 2nd floor	None Detected
6	black tar paper on floor	living room - 1st floor	None Detected
6	yellow mastic under black tar paper	living room - 1st floor	None Detected
7	12"x 12" brown floor tile	1st floor dining room	None Detected
8	12"x 12" white floor tile	bathroom	None Detected
9	brown mastic under sample #07	1st floor dining room	None Detected
10	yellow mastic under sample #08	bathroom	None Detected
11	white paper on HVAC	basement	<b>65% chrysotile</b>
12	white paper on beam	basement	<b>65% chrysotile</b>
13	black tar on roof shingles	exterior	<b>8% chrysotile</b>
14	12"x 12" brown floor tile	2nd floor bedroom	None Detected
15	12"x 12" white floor tile	2nd floor bedroom	None Detected



**Table I - Asbestos Results Summary Table**

City of Harvey  
14546 Halsted Street  
Harvey, Illinois

Sample ID	Material Sampled	Location	% Asbestos
16	12"x 12" gray floor tile	2nd floor bathroom	None Detected
17	brown mastic under sample #14	2nd floor bedroom	None Detected
18	brown mastic under sample #15	2nd floor bathroom	None Detected
19	yellow mastic under sample #16	2nd floor bathroom	None Detected

## **Appendix C**

### **Asbestos Analytical Results and Laboratory Certifications**



**The Identification Specialists**

Analysis Report  
prepared for  
Environmental Consulting Group

**Report Date: 8/27/2021**

**Project Name: City Of Harvey**

**Project #: AA213091-654**

**SanAir ID#: 21044502**



NVLAP LAB CODE 200870-0

1551 Oakbridge Dr. Suite B | Powhatan, Virginia 23139-8061  
888.895.1177 | 804.897.1177 | fax: 804.897.0070 | [IAQ@SanAir.com](mailto:IAQ@SanAir.com) | [SanAir.com](http://SanAir.com)





SanAir ID Number

21044502

FINAL REPORT

8/27/2021 1:30:41 PM

**Name:** Environmental Consulting Group  
**Address:** 105 S. York Road, Suite 250  
Elmhurst, IL 60126  
**Phone:** 630-607-0060

**Project Number:** AA213091-654  
**P.O. Number:**  
**Project Name:** City Of Harvey  
**Collected Date:** 8/23/2021  
**Received Date:** 8/24/2021 10:30:00 AM

Dear Thad Ryniak,

We at SanAir would like to thank you for the work you recently submitted. The 19 sample(s) were received on Tuesday, August 24, 2021 via FedEx. The final report(s) is enclosed for the following sample(s): 01, 02, 03, 04, 05, 06, 07, 08, 09, 10, 11, 12, 13, 14, 15, 16, 17, 18, 19.

These results only pertain to this job and should not be used in the interpretation of any other job. This report is only complete in its entirety. Refer to the listing below of the pages included in a complete final report.

Sincerely,

A handwritten signature in black ink that reads "Sandra Sobrino".

Sandra Sobrino  
Asbestos & Materials Laboratory Manager  
SanAir Technologies Laboratory

Final Report Includes:

- Cover Letter
- Analysis Pages
- Disclaimers and Additional Information

Sample conditions:

- 19 samples in Good condition.



SanAir ID Number

21044502

FINAL REPORT

8/27/2021 1:30:41 PM

**Name:** Environmental Consulting Group  
**Address:** 105 S. York Road, Suite 250  
Elmhurst, IL 60126  
**Phone:** 630-607-0060

**Project Number:** AA213091-654**P.O. Number:****Project Name:** City Of Harvey**Collected Date:** 8/23/2021**Received Date:** 8/24/2021 10:30:00 AM

Analyst: Roseblock, Mary

**Asbestos Bulk PLM EPA 600/R-93/116**

SanAir ID / Description	Stereoscopic	Components		Asbestos Fibers
	Appearance	% Fibrous	% Non-fibrous	
01 / 21044502-001 Roof Shingle Exterior	Black Non-Fibrous Heterogeneous	15% Cellulose	85% Other	None Detected
02 / 21044502-002 Roof Shingle Exterior, Shingle	Black Non-Fibrous Heterogeneous	10% Glass	90% Other	None Detected
02 / 21044502-002 Roof Shingle Exterior, Insulation	White Non-Fibrous Homogeneous		85% Other	15% Chrysotile
03 / 21044502-003 Transite Siding Exterior	Gray Non-Fibrous Homogeneous		75% Other	25% Chrysotile
04 / 21044502-004 Drywall Wall Living Room 1st Floor	White Non-Fibrous Homogeneous	5% Cellulose	95% Other	None Detected
05 / 21044502-005 Drywall Compound Living Room 2nd Floor	White Non-Fibrous Homogeneous		100% Other	None Detected
06 / 21044502-006 Tar Paper On Floor Living Room 1st Floor, Tar Paper	Black Fibrous Homogeneous	65% Cellulose	35% Other	None Detected
06 / 21044502-006 Tar Paper On Floor Living Room 1st Floor, Mastic	Yellow Non-Fibrous Homogeneous		100% Other	None Detected
07 / 21044502-007 12"x12" Floor Tile Dining Room 1st Floor	Brown Non-Fibrous Homogeneous		100% Other	None Detected
08 / 21044502-008 12"x12" Floor Tile Bathroom 1st Floor	White Non-Fibrous Homogeneous		100% Other	None Detected

Analyst: *Mary E. Roseblock*Approved Signatory: *Johnathan Wilson*

Analysis Date: 8/27/2021

Date: 8/27/2021



SanAir ID Number

21044502

FINAL REPORT

8/27/2021 1:30:41 PM

**Name:** Environmental Consulting Group  
**Address:** 105 S. York Road, Suite 250  
Elmhurst, IL 60126  
**Phone:** 630-607-0060

**Project Number:** AA213091-654**P.O. Number:****Project Name:** City Of Harvey**Collected Date:** 8/23/2021**Received Date:** 8/24/2021 10:30:00 AM

Analyst: Roseblock, Mary

**Asbestos Bulk PLM EPA 600/R-93/116**

SanAir ID / Description	Stereoscopic	Components		Asbestos Fibers
	Appearance	% Fibrous	% Non-fibrous	
09 / 21044502-009 Mastic Under 07 Dining Room 1st Floor	Brown Non-Fibrous Homogeneous		100% Other	None Detected
10 / 21044502-010 Mastic Under 07 Bathroom 1st Floor	Yellow Non-Fibrous Homogeneous		100% Other	None Detected
11 / 21044502-011 Paper On HVAC Basement	White Fibrous Homogeneous	30% Cellulose	5% Other	65% Chrysotile
12 / 21044502-012 Paper On Beam Basement	White Fibrous Homogeneous	30% Cellulose	5% Other	65% Chrysotile
13 / 21044502-013 Tar On Roof Shingles Exterior	Black Non-Fibrous Heterogeneous		92% Other	8% Chrysotile
14 / 21044502-014 12"x12" Floor Tile 2nd Floor Bedroom	Brown Non-Fibrous Homogeneous		100% Other	None Detected
15 / 21044502-015 12"x12" Floor Tile 2nd Floor Bathroom	White Non-Fibrous Homogeneous		100% Other	None Detected
16 / 21044502-016 12"x12" Floor Tile 2nd Floor Bathroom	Gray Non-Fibrous Homogeneous		100% Other	None Detected
17 / 21044502-017 Mastic Under 14 2nd Floor Bedroom	Brown Non-Fibrous Homogeneous		100% Other	None Detected
18 / 21044502-018 Mastic Under 15 2nd Floor Bathroom	Brown Non-Fibrous Homogeneous		100% Other	None Detected

Analyst: *Mary E. Roseblock*Approved Signatory: *Jonathan Wilson*

Analysis Date: 8/27/2021

Date: 8/27/2021



SanAir ID Number

21044502

FINAL REPORT

8/27/2021 1:30:41 PM

**Name:** Environmental Consulting Group

**Address:** 105 S. York Road, Suite 250

Elmhurst, IL 60126

**Phone:** 630-607-0060

**Project Number:** AA213091-654

**P.O. Number:**

**Project Name:** City Of Harvey

**Collected Date:** 8/23/2021

**Received Date:** 8/24/2021 10:30:00 AM

Analyst: Roseblock, Mary

## Asbestos Bulk PLM EPA 600/R-93/116

SanAir ID / Description	Stereoscopic	Components		Asbestos Fibers
	Appearance	% Fibrous	% Non-fibrous	
19 / 21044502-019 Mastic Under 16 2nd Floor Bathroom	Yellow Non-Fibrous Homogeneous		100% Other	None Detected

Analyst: *Mary E. Roseblock*

Approved Signatory: *Johnathan Wilson*

Analysis Date: 8/27/2021

Date: 8/27/2021

## **Disclaimer**

This report is the sole property of the client named on the SanAir Technologies Laboratory chain-of-custody (COC). Results in the report are confidential information intended only for the use by the customer listed on the COC. Neither results nor reports will be discussed with or released to any third party without our client's written permission. The final report shall not be reproduced except in full without written approval of the laboratory to assure that parts of the report are not taken out of context. The information provided in this report applies only to the samples submitted and is relevant only for the date, time, and location of sampling. The accuracy of the results is dependent upon the client's sampling procedure and information provided to the laboratory by the client. SanAir assumes no responsibility for the sampling procedure and will provide evaluation reports based solely on the sample(s) in the condition in which they arrived at the laboratory and information provided by the client on the COC, such as: project number, project name, collection dates, po number, special instructions, samples collected by, sample numbers, sample identifications, sample type, selected analysis type, flow rate, total volume or area, and start stop times that may affect the validity of the results in this report. Samples were received in good condition unless otherwise noted on the report. SanAir assumes no responsibility or liability for the manner in which the results are used or interpreted. This report does not constitute and shall not be used to claim product certification, approval, or endorsement by NVLAP, NIST, or any other U.S. governmental agencies and may not be certified by every local, state, and federal regulatory agencies.

Samples are held for a period of 60 days. Fibers smaller than 5 microns cannot be seen with this method due to scope limitations.

For NY state samples, method EPA 600/M4-82-020 is performed.

### **NYELAP Disclaimer:**

Polarized- light microscopy is not consistently reliable in detecting asbestos in floor covering and similar non-friable organically bound materials. Quantitative transmission electron microscopy is currently the only method that can be used to determine if this material can be considered or treated as non-asbestos containing.

### **Asbestos Certifications**

NVLAP lab code 200870-0

City of Philadelphia: ALL-460

PA Department of Environmental Protection Number: 68-05397

California License Number: 2915

Colorado License Number: AL-23143

Connecticut License Number: PH-0105

Massachusetts License Number: AA000222

Maine License Number: LB-0075, LA-0084

New York ELAP lab ID: 11983

Rhode Island License Number: PCM00126, PLM00126, TEM00126

Texas Department of State Health Services License Number: 300440

Commonwealth of Virginia 3333000323

Washington State License Number: C989


West Virginia License Number: LT000616

Vermont License: AL166318

Louisiana Department of Environmental Quality: 212253, Cert 05088

Revision Date: 8/14/2020

Environmental Consulting Group, Inc.  
105 S. York St., Suite 250  
Elmhurst, IL 60126  
Phone: (630) 607-0060  
Fax: (630) 607-0650



## Asbestos Bulk Sampling Log and Chain of Custody Form

21044502

Page: 1 of 1

Project Name CITY OF HARVEY  
Project Location 14546 HALSTON, HARVEY, FL  
Date of Collection 8-23-21  
ECG Project No. AA 213091-454

### Chain of Custody Information

Inspector Taking Samples: THAD RYAN  
Person Delivering at Lab and Time: THAD RYAN  
Person Receiving at Lab and Time: UM 8/24/21 10:30am

Turn Around: ☐ Immediate ☐ 6 Hrs ☐ 24 Hrs ☒ 48 Hrs ☐ 72 Hrs ☐ 96 Hrs

Analysis Requested: ☒ PLM ☐ TEM EPA NOB - EPA 600/R-93/116b ☐ Chatfield Method ☐ TEM Qualitative via Filtration Prep Technique

Report Results: ☒ E-mail: mschleyer@ecg.com ☐ Stop at 1st Positive: \_\_\_\_\_

Sample No.	HA	Material Description	Location Sampled
01	1	BLACK ROOF SHINGLE	EXTERIOR
02	2	↓ SHINGLE	↓
03	3	GRAY TRANSITE SIDING	↓
04	4	WHITE PLASTER WALL	LIVING ROOM 1 <sup>st</sup> FLOOR
05	5	↓ COMPOUND	↓ 2 <sup>nd</sup> ↓
06	6	BLACK TAR PAPER ON FLOOR	↓ 1 <sup>st</sup> ↓
07	7	12"X12" BELOW FLOOR TILE	DINING ROOM 1 <sup>st</sup> FLOOR
08	8	↓ WHITE ↓	BATHROOM
09	9	BROWN MARBLE UNDER OT	DINING ROOM
10	10	YELLOW ↓ ↓	BATHROOM ↓
11	11	WHITE PAPER ON HVAC	Basement
12	12	↓ ↓ BEAM	↓
13	13	BLACK TAR ON ROOF SHINGLES	EXTERIOR

Comments: \_\_\_\_\_

UM 8/24/21 10:30 am



21044502

Page 8 of 8

Project Name City of Harvey  
Project Location 14546 HAUSTON Harvey, IL  
Date of Collection 8-23-21  
ECG Project No. AA213091-654

[illegible]

Comments:

cell 03/24/21 10:30am

United States Department of Commerce  
National Institute of Standards and Technology



---

## Certificate of Accreditation to ISO/IEC 17025:2017

---

NVLAP LAB CODE: 200870-0

**SanAir Technologies Laboratory, Inc.**  
Powhatan, VA

*is accredited by the National Voluntary Laboratory Accreditation Program for specific services,  
listed on the Scope of Accreditation, for:*


### **Asbestos Fiber Analysis**

*This laboratory is accredited in accordance with the recognized International Standard ISO/IEC 17025:2017.  
This accreditation demonstrates technical competence for a defined scope and the operation of a laboratory quality  
management system (refer to joint ISO-ILAC-IAF Communique dated January 2009).*

---

2021-04-01 through 2022-03-31

*Effective Dates*



---

*Tara S. Haman*  
For the National Voluntary Laboratory Accreditation Program



**SCOPE OF ACCREDITATION TO ISO/IEC 17025:2017**

**SanAir Technologies Laboratory, Inc.**

1551 Oakbridge Drive

Suite B

Powhatan, VA 23139

Ms. Sandra Sobrino

Phone: 804-897-1177 Fax: 804-897-0070

Email: [ssobrino@sanair.com](mailto:ssobrino@sanair.com)

<http://www.sanair.com>

**ASBESTOS FIBER ANALYSIS**

**NVLAP LAB CODE 200870-0**

**Bulk Asbestos Analysis**

**Code**

**Description**

18/A01

EPA -- 40 CFR Appendix E to Subpart E of Part 763, Interim Method of the Determination of Asbestos in Bulk Insulation Samples

18/A03

EPA 600/R-93/116: Method for the Determination of Asbestos in Bulk Building Materials


**Airborne Asbestos Analysis**

**Code**

**Description**

18/A02

U.S. EPA's "Interim Transmission Electron Microscopy Analytical Methods-Mandatory and Nonmandatory-and Mandatory Section to Determine Completion of Response Actions" as found in 40 CFR, Part 763, Subpart E, Appendix A.



*For the National Voluntary Laboratory Accreditation Program*

## **Appendix D**

### **XRF Documentation**

## Performance Characteristic Sheet

EFFECTIVE DATE: September 24, 2004

EDITION NO.: 1

### MANUFACTURER AND MODEL:

Make: Niton LLC

Tested Model: XLp 300

Source:  $^{109}\text{Cd}$ 

Note: This PCS is also applicable to the equivalent model variations indicated below, for the Lead-in-Paint K+L variable reading time mode, in the XLi and XLp series:

XLi 300A, XLi 301A, XLi 302A and XLi 303A.

XLp 300A, XLp 301A, XLp 302A and XLp 303A.

XLi 700A, XLi 701A, XLi 702A and XLi 703A.

XLp 700A, XLp 701A, XLp 702A, and XLp 703A.

Note: The XLi and XLp versions refer to the shape of the handle part of the instrument. The differences in the model numbers reflect other modes available, in addition to Lead-in-Paint modes. The manufacturer states that specifications for these instruments are identical for the source, detector, and detector electronics relative to the Lead-in-Paint mode.

## FIELD OPERATION GUIDANCE

### OPERATING PARAMETERS:

Lead-in-Paint K+L variable reading time mode.

### XRF CALIBRATION CHECK LIMITS:

0.8 to 1.2 mg/cm<sup>2</sup> (inclusive)

The calibration of the XRF instrument should be checked using the paint film nearest 1.0 mg/cm<sup>2</sup> in the NIST Standard Reference Material (SRM) used (e.g., for NIST SRM 2579, use the 1.02 mg/cm<sup>2</sup> film).

If readings are outside the acceptable calibration check range, follow the manufacturer's instructions to bring the instruments into control before XRF testing proceeds.

### SUBSTRATE CORRECTION:

For XRF results using Lead-in-Paint K+L variable reading time mode, substrate correction is not needed for:

Brick, Concrete, Drywall, Metal, Plaster, and Wood

### INCONCLUSIVE RANGE OR THRESHOLD:

K+L MODE READING DESCRIPTION	SUBSTRATE	THRESHOLD (mg/cm <sup>2</sup> )
Results not corrected for substrate bias on any substrate	Brick	1.0
	Concrete	1.0
	Drywall	1.0
	Metal	1.0
	Plaster	1.0
	Wood	1.0

## BACKGROUND INFORMATION

### EVALUATION DATA SOURCE AND DATE:

This sheet is supplemental information to be used in conjunction with Chapter 7 of the HUD *Guidelines for the Evaluation and Control of Lead-Based Paint Hazards in Housing* ("HUD Guidelines"). Performance parameters shown on this sheet are calculated from the EPA/HUD evaluation using archived building components. Testing was conducted in August 2004 on 133 testing combinations. The instruments that were used to perform the testing had new sources; one instrument's was installed in November 2003 with 40 mCi initial strength, and the other's was installed June 2004 with 40 mCi initial strength.

### OPERATING PARAMETERS:

Performance parameters shown in this sheet are applicable only when properly operating the instrument using the manufacturer's instructions and procedures described in Chapter 7 of the HUD Guidelines.

### SUBSTRATE CORRECTION VALUE COMPUTATION:

Substrate correction is not needed for brick, concrete, drywall, metal, plaster or wood when using Lead-in-Paint K+L variable reading time mode, the normal operating mode for these instruments. If substrate correction is desired, refer to Chapter 7 of the HUD Guidelines for guidance on correcting XRF results for substrate bias.

### EVALUATING THE QUALITY OF XRF TESTING:

Randomly select ten testing combinations for retesting from each house or from two randomly selected units in multifamily housing. Use the K+L variable time mode readings.

Conduct XRF retesting at the ten testing combinations selected for retesting.

Determine if the XRF testing in the units or house passed or failed the test by applying the steps below.

Compute the Retest Tolerance Limit by the following steps:

Determine XRF results for the original and retest XRF readings. Do not correct the original or retest results for substrate bias. In single-family housing a result is defined as the average of three readings. In multifamily housing, a result is a single reading. Therefore, there will be ten original and ten retest XRF results for each house or for the two selected units.

Calculate the average of the original XRF result and retest XRF result for each testing combination.

Square the average for each testing combination.

Add the ten squared averages together. Call this quantity C.

Multiply the number C by 0.0072. Call this quantity D.

Add the number 0.032 to D. Call this quantity E.

Take the square root of E. Call this quantity F.

Multiply F by 1.645. The result is the Retest Tolerance Limit.

Compute the average of all ten original XRF results.

Compute the average of all ten re-test XRF results.

Find the absolute difference of the two averages.

If the difference is less than the Retest Tolerance Limit, the inspection has passed the retest. If the difference of the overall averages equals or exceeds the Retest Tolerance Limit, this procedure should be repeated with ten new testing combinations. If the difference of the overall averages is equal to or greater than the Retest Tolerance Limit a second time, then the inspection should be considered deficient.

Use of this procedure is estimated to produce a spurious result approximately 1% of the time. That is, results of this procedure will call for further examination when no examination is warranted in approximately 1 out of 100 dwelling units tested.

#### TESTING TIMES:

For the Lead-in-Paint K+L variable reading time mode, the instrument continues to read until it is moved away from the testing surface, terminated by the user, or the instrument software indicates the reading is complete. The following table provides testing time information for this testing mode. The times have been adjusted for source decay, normalized to the initial source strengths as noted above. Source strength and type of substrate will affect actual testing times. At the time of testing, the instruments had source strengths of 26.6 and 36.6 mCi.

Testing Times Using K+L Reading Mode (Seconds)						
	All Data			Median for laboratory-measured lead levels (mg/cm <sup>2</sup> )		
Substrate	25 <sup>th</sup> Percentile	Median	75 <sup>th</sup> Percentile	Pb < 0.25	0.25 ≤ Pb < 1.0	1.0 ≤ Pb
Wood Drywall	4	11	19	11	15	11
Metal	4	12	18	9	12	14
Brick Concrete Plaster	8	16	22	15	18	16

#### CLASSIFICATION RESULTS:

XRF results are classified as positive if they are greater than or equal to the threshold, and negative if they are less than the threshold.

#### DOCUMENTATION:

A document titled *Methodology for XRF Performance Characteristic Sheets* provides an explanation of the statistical methodology used to construct the data in the sheets, and provides empirical results from using the recommended inconclusive ranges or thresholds for specific XRF instruments. For a copy of this document call the National Lead Information Center Clearinghouse at 1-800-424-LEAD.

This XRF Performance Characteristic Sheet was developed by the Midwest Research Institute (MRI) and QuanTech, Inc., under a contract between MRI and the XRF manufacturer. HUD has determined that the information provided here is acceptable when used as guidance in conjunction with Chapter 7, Lead-Based Paint Inspection, of HUD's *Guidelines for the Evaluation and Control of Lead-Based Paint Hazards in Housing*.

## **Appendix E**

### **Table II - Lead-Based Paint Testing Results Table**

**Table II: Lead-Based Paint Testing Results**

14546 Halsted Street

Harvey, Illinois

	A	B	C	D	F	G	H	I	J	K	L	M	N
1	Reading No	Date and Time	Type	Duration	Floor	Side	Room	Component	Substrate	Condition	Color	Results	Lead Concentration (Mg/Cm <sup>2</sup> )
2	795	8/23/2021 13:17	Paint	1.09	SECOND	C	BEDROOM 1	DOOR	WOOD	INTACT	WHITE	Negative	0
3	796	8/23/2021 13:17	Paint	1.09	SECOND	C	BEDROOM 1	DOOR FRAME	WOOD	INTACT	WHITE	Negative	0
4	797	8/23/2021 13:17	Paint	1.1	SECOND	C	BEDROOM 2	DOOR FRAME	WOOD	INTACT	WHITE	Negative	0
5	798	8/23/2021 13:17	Paint	1.08	SECOND	C	BEDROOM 2	WINDOW FRAME	WOOD	INTACT	WHITE	Negative	0
6	799	8/23/2021 13:18	Paint	1.09	SECOND	A	LIVING ROOM	DOOR	WOOD	INTACT	WHITE		0
7	800	8/23/2021 13:18	Paint	1.08	SECOND	A	LIVING ROOM	CEILING GRID	DRYWALL	INTACT	WHITE		0
8	801	8/23/2021 13:18	Paint	1.08	SECOND	A	LIVING ROOM	CEILING	DRYWALL	INTACT	WHITE		0
9	802	8/23/2021 13:19	Paint	1.09	FIRST	A	DINING ROOM	CEILING	DRYWALL	INTACT	WHITE		0
10	803	8/23/2021 13:19	Paint	1.09	FIRST	A	DINING ROOM	WALL	DRYWALL	INTACT	WHITE		0
11	804	8/23/2021 13:19	Paint	1.09	FIRST	B	DINING ROOM	WALL	DRYWALL	INTACT	WHITE		0
12	805	8/23/2021 13:20	Paint	1.08	FIRST	C	DINING ROOM	WALL	DRYWALL	INTACT	WHITE		0
13	806	8/23/2021 13:20	Paint	1.1	FIRST	D	DINING ROOM	WALL	DRYWALL	INTACT	WHITE	Negative	0
14	807	8/23/2021 13:20	Paint	1.08	FIRST	D	BATHROOM	WALL	DRYWALL	INTACT	WHITE		0
15	808	8/23/2021 13:21	Paint	1.09	FIRST	D	BATHROOM	WALL	DRYWALL	INTACT	WHITE		0
16	809	8/23/2021 13:21	Paint	1.09	FIRST	A	OUTSIDE	BEAM	WOOD	INTACT	GRAY	Negative	0
17	810	8/23/2021 13:22	Paint	1.08	FIRST	A	OUTSIDE	BALUSTER	WOOD	INTACT	GRAY	Negative	0
18	811	8/23/2021 13:22	Paint	1.08	FIRST	A	OUTSIDE	FLOOR	WOOD	POOR	GRAY	Negative	0
19	812	8/23/2021 13:23	Paint	1.08	FIRST	D	OUTSIDE	BEAM	WOOD	POOR	WHITE	Negative	5.9



E n v i r o n m e n t a l   C o n s u l t i n g   G r o u p ,   I n c .

August 31, 2021

Mr. Timothy Williams  
City of Harvey  
15320 Broadway Avenue  
Harvey, Illinois 60436

Re:    **Asbestos and Lead-Based Paint Testing Report**  
      PIN #29-07-413-004-0000  
      14809 Paulina Street  
      Harvey, Illinois

Dear Mr. Williams:

In response to your request, Environmental Consulting Group, Inc. (ECG) has completed testing of suspect asbestos-containing materials (ACMs) and lead-based painted (LBP) components. The samples were collected from the residence located at 14809 Paulina Street, in Harvey, Illinois. This residence scheduled for demolition. This report provides an executive summary, an outline of the scope-of-work, and analytical results for the materials tested.

**1.0 Executive Summary**

On August 19, 2021, ECG collected 10 samples of suspect asbestos-containing materials from the subject residence. Also, during the inspection a total of 21 lead test points (readings) were obtained using an X-Ray Fluorescence (XRF) analyzer.



**The results of testing showed that none of the building materials sampled are classified as ACMs.**

**Below are the painted components that tested positive for lead-based paint during the inspection:**

- **White and brown wood exterior siding paint – throughout exterior**

## **2.0 Scope-of-Work**

The scope-of-work for this project included testing suspect ACMs and LBPs prior to demolition activities. ECG representative Mr. Thad Ryniak completed the sampling on August 19, 2021. Mr. Ryniak is an Illinois Department of Public Health-licensed Asbestos and Lead Risk Assessor.

ECG certifications are located in Appendix A.

## **3.0 Analytical Testing - Asbestos**

Samples were sent for analysis to SanAir Technologies Laboratory (SanAir), located in Powhatan, Virginia. SanAir is recognized under the National Voluntary Laboratory Accreditation Program (NVLAP) as Laboratory #20002946-0. All samples were analyzed by EPA 600/R-93/116 Method using Polarized Light Microscopy (PLM) methods with dispersion staining as described by the interim method of the determination of asbestos in the bulk insulation, Federal Register Volume 47, No 103, May 27, 1982. This is a standard method of analysis in optical mineralogy and the current specified method for the determination of asbestos in bulk samples in Appendix A, Subpart F, 40 CFR Part 763, Section 1.

During analysis, a suspect asbestos-containing material is immersed in a solution of known refractive index and subjected to illumination by polarized light. The characteristic color displays that result enable mineral identification. PLM is an Environmental Protection Agency (EPA)-recognized method for determining asbestos content in bulk samples.

#### **4.0 Inspection Results - Asbestos**

U.S. Environmental Protection Agency (EPA) defines asbestos-containing materials (ACMs) as those materials containing greater than 1% (>1%) asbestos by weight. It should be noted that similar materials may be located in areas concealed by floors, walls, chases, riser columns, etc., and that were otherwise inaccessible during the survey. Any homogeneous materials found in the residence similar to those listed as asbestos herein, must be handled as an ACM. Every attempt was made to thoroughly inspect for the presence of suspect ACM throughout the subject residence. Representative and random sampling was performed by ECG throughout the subject residence.

Any additional suspect ACM not specifically listed in this report should be assumed to contain asbestos until it can be sampled and analyzed prior to demolition, in accordance with applicable regulatory standards.

Table I in Appendix B summarizes the results of the asbestos testing. Analytical results and laboratory certifications are located in Appendix C.

#### **5.0 Analytical Testing – Lead-Based Paint**

A Niton XRF analyzer, model XLp300, was utilized to test building components for the presence of lead-based paint. The XRF utilizes a radioactive cadmium source to determine whether lead is present in a surface. During testing, the cadmium source releases a controlled gamma ray beam onto a surface and, by measuring the diffraction gradient of the reflected emissions, the XRF detector can determine whether or not lead is present in the surface material (e.g. paint). To ensure an accurate reading, the XRF was calibrated at the beginning and end of the inspection.

Required information regarding the XRF analyzer is located in Appendix D.

## **6.0 Inspection Results – Lead-Based Paint**

According to the Environmental Protection Agency (EPA), the definition of lead-based paint is paint with a composition that includes lead at a concentration greater than or equal to one milligram of lead per square centimeter (1.0 mg/cm<sup>2</sup>).

Table II in Appendix E summarizes the lead-based paint testing results. Condition of all painted surfaces tested is also included in Appendix E. Positive readings area highlighted in red.

## **7.0 Conclusions**

On August 18, 2021, ECG collected 16 samples of suspect asbestos-containing materials from the subject residence. Also, during the inspection a total of 16 lead test points (readings) were obtained using an X-Ray Fluorescence (XRF) analyzer.

On August 19, 2021, ECG collected 10 samples of suspect asbestos-containing materials from the subject residence. Also, during the inspection a total of 21 lead test points (readings) were obtained using an X-Ray Fluorescence (XRF) analyzer.

**The results of testing showed that none of the building materials sampled are classified as ACMs.**


**Below are the painted components that tested positive for lead-based paint during the inspection:**

- **White and brown wood exterior siding paint – throughout exterior**

If you have any questions or comments, please contact our office.

Sincerely,

**ENVIRONMENTAL CONSULTING GROUP, INC.**

A handwritten signature in black ink, appearing to read "Thad Ryniak". The signature is fluid and cursive, with the first name "Thad" and last name "Ryniak" clearly distinguishable.

Thad Ryniak  
Project Manager

**Appendices**

Appendix A – ECG Certifications

Appendix B – Table I - Asbestos Bulk Sampling Results Table

Appendix C – Asbestos Analytical Results and Laboratory Certifications

Appendix D – XRF Documentation

Appendix E – Table II - Lead-Based Paint Testing Results Table

## **Appendix A**

### **ECG Certifications**



525-535 West Jefferson Street • Springfield, Illinois 62761-0001 • [www.dph.illinois.gov](http://www.dph.illinois.gov)

**THAD J RYNIAK**  
400 VILLAGE CIRCLE #302  
WILLOW SPRINGS, IL 60480

4/13/2021



ASBESTOS PROFESSIONAL LICENSE ID NUMBER: 09551

Enclosed is your Asbestos Professional License. Please note the expiration date on the card and in the image depicted below.

**COPY OF THE ASBESTOS PROFESSIONAL LICENSE**

Front of License

Back of License

 <b>ASBESTOS PROFESSIONAL LICENSE</b>			<b>ENDORSEMENTS</b>	<b>TC EXPIRES</b>
<b>ID NUMBER</b> 100 - 09551	<b>ISSUED</b> 4/13/2021	<b>EXPIRES</b> 05/15/2022	INSPECTOR	11/13/2021
<b>THAD J RYNIAK</b> 400 VILLAGE CIRCLE #302 WILLOW SPRINGS, IL 60480 Environmental Health			PROJECT MANAGER AIR SAMPLING PROFESSIONAL	11/14/2021
			<b>Alteration of this license shall result in legal action</b> This license issued under authority of the State of Illinois Department of Public Health This license is valid only when accompanied by a valid training course certificate.	

If you have any questions or need further assistance, contact the Asbestos Program at (217)782-3517 or fax (217)785-5897.

Our WEB address is: [dph.illinois.gov/topics-services/environmental-health-protection/asbestos](http://dph.illinois.gov/topics-services/environmental-health-protection/asbestos)  
EMAIL Address: [dph.asbestos@illinois.gov](mailto:dph.asbestos@illinois.gov)

2020



OCCUPATIONAL TRAINING & SUPPLY, INC.  
7233 S. Adams Street | Willowbrook, IL 60527 | (630) 655-3900 | [www.otssafety.com](http://www.otssafety.com)

# Asbestos Building Inspector Refresher

Occupational Training & Supply, Inc. certifies that

**Thad Ryniak**

has successfully completed the Asbestos Building Inspector Refresher course and has passed the competency exam with a minimum score of 70%. The course is accredited by the Illinois Department of Public Health and Indiana Department of Environmental Management for purposes of accreditation in accordance with EPA 40 CFR 763, Asbestos Hazard Emergency response Act (AHERA) and TSCA Title II.

Course Date: 11/13/2020

Exam Date: 11/13/2020

Expiration Date: 11/13/2021

Certificate Number: BIR2011132441

Kathy DeSalvo, Director



525-535 West Jefferson Street • Springfield, Illinois 62761-0001 • [www.dph.illinois.gov](http://www.dph.illinois.gov)

1/13/2021

LICENSE NUMBER: 011252

Thad J Ryniak  
400 Village Cir., Apt #302  
Willow Springs, IL 60480

### LICENSE APPROVED

IDPH recently received and reviewed your application for lead licensure. Your qualifications have been reviewed and found that you meet the requirements set forth by the Lead Poisoning Prevention Code, Section 845.125. Therefore, your application for lead licensure is now complete. Enclosed please find your lead license card. Please have this identification card with you at all times while conducting lead abatement activities.

IDPH has updated its 7 – Day Notice of Commencement effective immediately. The revised document can be identified by its 9/16 revision date on the bottom left corner. Please discontinue using the old form and begin using the new form as soon as possible. The revised form is located in the same web address that the old form was located (<http://www.dph.illinois.gov/sites/default/files/forms/7-day-notice-leadabatement-mitigation-project-091916.pdf>).



**PROTECTING HEALTH, IMPROVING LIVES**  
*Nationally Accredited by PHAB*





# Environmental Management Institute

5610 Crawfordsville Road, Suite 15, Indianapolis, Indiana 46224-3714

317/248-4848 • 800/488-8842 • FAX 317/248-4846  
[www.spea.iupui.edu/Envtl\\_mgmt](http://www.spea.iupui.edu/Envtl_mgmt)

This confirms that

**Thad Ryniak**

400 Village Circle #302  
Willow Springs, IL 60480

Completed the 8 Instructional Hour Refresher Course

**Lead Risk Assessor**

Course Date  
July 24, 2019

and Successfully Passed the Examination  
July 24, 2019

Joan B. Ketterman  
Training Manager

Jack E. Leonard  
Instructor

Certificate: LRAR- 3006

Approved by: Illinois Department of Public Health (Expires 3 years from exam date)  
Indiana State Department of Health (Expires 3 years from exam date)  
U.S. Environmental Protection Agency

## **Appendix B**

### **Table I - Asbestos Bulk Sampling Results Table**



**Table I - Asbestos Results Summary Table**

City of Harvey  
14809 Paulina Street  
Harvey, Illinois

Sample ID	Material Sampled	Location	% Asbestos
1	Red roof shingle	Exterior	None Detected
2	White plaster top coat	Bathroom	None Detected
3	Gray plaster bottom coat	Bathroom	None Detected
4	White drywall wall	Bedroom	None Detected
5	White drywall compound	Bedroom	None Detected
6	Black roof tar paper	Exterior	None Detected
7	Black siding tar paper	Exterior	None Detected
8	Beige roof shingle	Exterior	None Detected
9	Black roof shingle	Exterior	None Detected
10	White foam insulation	Bathroom	None Detected

## **Appendix C**

### **Asbestos Analytical Results and Laboratory Certifications**



**The Identification Specialists**

Analysis Report  
prepared for  
Environmental Consulting Group

**Report Date: 8/25/2021**

**Project Name: City Of Harvey**

**Project #: AA213091-654**

**SanAir ID#: 21043871**



NVLAP LAB CODE 200870-0

1551 Oakbridge Dr. Suite B | Powhatan, Virginia 23139-8061  
888.895.1177 | 804.897.1177 | fax: 804.897.0070 | [IAQ@SanAir.com](mailto:IAQ@SanAir.com) | [SanAir.com](http://SanAir.com)



SanAir ID Number

21043871

FINAL REPORT

8/25/2021 10:56:59 AM

**Name:** Environmental Consulting Group  
**Address:** 105 S. York Road, Suite 250  
Elmhurst, IL 60126  
**Phone:** 630-607-0060

**Project Number:** AA213091-654

**P.O. Number:**

**Project Name:** City Of Harvey

**Collected Date:** 8/19/2021

**Received Date:** 8/20/2021 9:55:00 AM

Dear Thad Ryniak,

We at SanAir would like to thank you for the work you recently submitted. The 10 sample(s) were received on Friday, August 20, 2021 via FedEx. The final report(s) is enclosed for the following sample(s): 01, 02, 03, 04, 05, 06, 07, 08, 09, 10.

These results only pertain to this job and should not be used in the interpretation of any other job. This report is only complete in its entirety. Refer to the listing below of the pages included in a complete final report.

Sincerely,

A handwritten signature in black ink that reads "Sandra Sobrino". The signature is fluid and cursive.

Sandra Sobrino  
Asbestos & Materials Laboratory Manager  
SanAir Technologies Laboratory

Final Report Includes:

- Cover Letter
- Analysis Pages
- Disclaimers and Additional Information

Sample conditions:

- 10 samples in Good condition.



SanAir ID Number

21043871

FINAL REPORT

8/25/2021 10:56:59 AM

**Name:** Environmental Consulting Group  
**Address:** 105 S. York Road, Suite 250  
Elmhurst, IL 60126  
**Phone:** 630-607-0060

**Project Number:** AA213091-654**P.O. Number:****Project Name:** City Of Harvey**Collected Date:** 8/19/2021**Received Date:** 8/20/2021 9:55:00 AM

Analyst: Roseblock, Mary

**Asbestos Bulk PLM EPA 600/R-93/116**

SanAir ID / Description	Stereoscopic	Components		Asbestos Fibers
	Appearance	% Fibrous	% Non-fibrous	
01 / 21043871-001 Roof Shingle House Exterior	Red Non-Fibrous Heterogeneous	10% Glass	90% Other	None Detected
02 / 21043871-002 Plaster Top Coat House Bathroom	White Non-Fibrous Homogeneous		100% Other	None Detected
03 / 21043871-003 Plaster Bottom Coat House Bathroom	Gray Non-Fibrous Homogeneous		100% Other	None Detected
04 / 21043871-004 Drywall Wall House Bedroom	White Non-Fibrous Homogeneous		100% Other	None Detected
05 / 21043871-005 Drywall Compound House Bedroom	White Non-Fibrous Homogeneous		100% Other	None Detected
06 / 21043871-006 Roof Tar Paper House Exterior	Black Fibrous Homogeneous	65% Cellulose	35% Other	None Detected
07 / 21043871-007 Siding Tar Paper House Exterior	Black Fibrous Homogeneous	65% Cellulose	35% Other	None Detected
08 / 21043871-008 Roof Shingle House Exterior	Beige Non-Fibrous Heterogeneous	15% Cellulose	85% Other	None Detected
09 / 21043871-009 Roof Shingle House Exterior	Black Non-Fibrous Heterogeneous	15% Cellulose	85% Other	None Detected
10 / 21043871-010 Foam Insulation House Bathroom	White Non-Fibrous Homogeneous		100% Other	None Detected

Analyst: *Mary E. Roseblock*Approved Signatory: *Johnathan Wilson*

Analysis Date: 8/25/2021

Date: 8/25/2021

## **Disclaimer**

This report is the sole property of the client named on the SanAir Technologies Laboratory chain-of-custody (COC). Results in the report are confidential information intended only for the use by the customer listed on the COC. Neither results nor reports will be discussed with or released to any third party without our client's written permission. The final report shall not be reproduced except in full without written approval of the laboratory to assure that parts of the report are not taken out of context. The information provided in this report applies only to the samples submitted and is relevant only for the date, time, and location of sampling. The accuracy of the results is dependent upon the client's sampling procedure and information provided to the laboratory by the client. SanAir assumes no responsibility for the sampling procedure and will provide evaluation reports based solely on the sample(s) in the condition in which they arrived at the laboratory and information provided by the client on the COC, such as: project number, project name, collection dates, po number, special instructions, samples collected by, sample numbers, sample identifications, sample type, selected analysis type, flow rate, total volume or area, and start stop times that may affect the validity of the results in this report. Samples were received in good condition unless otherwise noted on the report. SanAir assumes no responsibility or liability for the manner in which the results are used or interpreted. This report does not constitute and shall not be used to claim product certification, approval, or endorsement by NVLAP, NIST, or any other U.S. governmental agencies and may not be certified by every local, state, and federal regulatory agencies.

Samples are held for a period of 60 days. Fibers smaller than 5 microns cannot be seen with this method due to scope limitations.

For NY state samples, method EPA 600/M4-82-020 is performed.

### **NYELAP Disclaimer:**

Polarized- light microscopy is not consistently reliable in detecting asbestos in floor covering and similar non-friable organically bound materials. Quantitative transmission electron microscopy is currently the only method that can be used to determine if this material can be considered or treated as non-asbestos containing.

### **Asbestos Certifications**

NVLAP lab code 200870-0

City of Philadelphia: ALL-460

PA Department of Environmental Protection Number: 68-05397

California License Number: 2915

Colorado License Number: AL-23143

Connecticut License Number: PH-0105

Massachusetts License Number: AA000222

Maine License Number: LB-0075, LA-0084

New York ELAP lab ID: 11983

Rhode Island License Number: PCM00126, PLM00126, TEM00126

Texas Department of State Health Services License Number: 300440

Commonwealth of Virginia 3333000323

Washington State License Number: C989

West Virginia License Number: LT000616

Vermont License: AL166318

Louisiana Department of Environmental Quality: 212253, Cert 05088

Revision Date: 8/14/2020



Environmental Consulting Group, Inc.  
105 S. York St., Suite 250  
Elmhurst, IL 60126  
Phone: (630) 607-0060  
Fax: (630) 607-0650

**Asbestos Bulk Sampling Log  
and Chain of Custody Form**

Page 1 of       

21043091

Project Name

City of Harvey

Project Location

1409 Paulina Street, Harvey, IL

Date of Collection

8-16-11

ECG Project No.

AK213091-654

**Chain of Custody Information**

Inspector Taking Samples: Tina D. Lyman

Person Delivering at Lab and Time: Tina D. Lyman

Person Receiving at Lab and Time: Julie B. B. 12/21/11 9:55am

Turn Around

☐ Immediate

☐ 6 Hrs

☐ 24 Hrs

☒ 48 Hrs

☐ 72 Hrs

☐ 96 Hrs

Analysis Requested:

☒ PLM

☐ TEM EPA NOB - EPA 600/R-93/116b

☐ Chatfield Method

☐ TEM Qualitative via Filtration Prep Technique

Report Results:

☒ E-mail: mschleyer@envco.com

☐ Stop at 1st Positive

Sample No.	HA	Material Description	Location Sampled
01	1	Red roof shingles	House exterior
02	2	White cement roof	Roofline
03	3	Gray bottom b	Roofline
04	4	White drywall with	Roofline
05	5	White b	Roofline
06	6	White roof	Roofline
07	7	White roof	Roofline
08	8	White roof	Roofline
09	9	White roof	Roofline
10	10	White foam insulation	Roofline

Comments

United States Department of Commerce  
National Institute of Standards and Technology



---

## Certificate of Accreditation to ISO/IEC 17025:2017

---

NVLAP LAB CODE: 200870-0

**SanAir Technologies Laboratory, Inc.**  
Powhatan, VA

*is accredited by the National Voluntary Laboratory Accreditation Program for specific services,  
listed on the Scope of Accreditation, for:*


### **Asbestos Fiber Analysis**

*This laboratory is accredited in accordance with the recognized International Standard ISO/IEC 17025:2017.  
This accreditation demonstrates technical competence for a defined scope and the operation of a laboratory quality  
management system (refer to joint ISO-ILAC-IAF Communique dated January 2009).*

---

2021-04-01 through 2022-03-31

*Effective Dates*



---

*Tara S. Haman*  
For the National Voluntary Laboratory Accreditation Program

**SCOPE OF ACCREDITATION TO ISO/IEC 17025:2017**

**SanAir Technologies Laboratory, Inc.**

1551 Oakbridge Drive

Suite B

Powhatan, VA 23139

Ms. Sandra Sobrino

Phone: 804-897-1177 Fax: 804-897-0070

Email: [ssobrino@sanair.com](mailto:ssobrino@sanair.com)

<http://www.sanair.com>

**ASBESTOS FIBER ANALYSIS**

**NVLAP LAB CODE 200870-0**

**Bulk Asbestos Analysis**

**Code**

**Description**

18/A01

EPA -- 40 CFR Appendix E to Subpart E of Part 763, Interim Method of the Determination of Asbestos in Bulk Insulation Samples

18/A03

EPA 600/R-93/116: Method for the Determination of Asbestos in Bulk Building Materials


**Airborne Asbestos Analysis**

**Code**

**Description**

18/A02

U.S. EPA's "Interim Transmission Electron Microscopy Analytical Methods-Mandatory and Nonmandatory-and Mandatory Section to Determine Completion of Response Actions" as found in 40 CFR, Part 763, Subpart E, Appendix A.



*For the National Voluntary Laboratory Accreditation Program*

## **Appendix D**

### **XRF Documentation**

## Performance Characteristic Sheet

EFFECTIVE DATE: September 24, 2004

EDITION NO.: 1

### MANUFACTURER AND MODEL:

Make: Niton LLC

Tested Model: XLp 300

Source:  $^{109}\text{Cd}$ 

Note: This PCS is also applicable to the equivalent model variations indicated below, for the Lead-in-Paint K+L variable reading time mode, in the XLi and XLp series:

XLi 300A, XLi 301A, XLi 302A and XLi 303A.

XLp 300A, XLp 301A, XLp 302A and XLp 303A.

XLi 700A, XLi 701A, XLi 702A and XLi 703A.

XLp 700A, XLp 701A, XLp 702A, and XLp 703A.

Note: The XLi and XLp versions refer to the shape of the handle part of the instrument. The differences in the model numbers reflect other modes available, in addition to Lead-in-Paint modes. The manufacturer states that specifications for these instruments are identical for the source, detector, and detector electronics relative to the Lead-in-Paint mode.

## FIELD OPERATION GUIDANCE

### OPERATING PARAMETERS:

Lead-in-Paint K+L variable reading time mode.

### XRF CALIBRATION CHECK LIMITS:

0.8 to 1.2 mg/cm<sup>2</sup> (inclusive)

The calibration of the XRF instrument should be checked using the paint film nearest 1.0 mg/cm<sup>2</sup> in the NIST Standard Reference Material (SRM) used (e.g., for NIST SRM 2579, use the 1.02 mg/cm<sup>2</sup> film).

If readings are outside the acceptable calibration check range, follow the manufacturer's instructions to bring the instruments into control before XRF testing proceeds.

### SUBSTRATE CORRECTION:

For XRF results using Lead-in-Paint K+L variable reading time mode, substrate correction is not needed for:

Brick, Concrete, Drywall, Metal, Plaster, and Wood

### INCONCLUSIVE RANGE OR THRESHOLD:

K+L MODE READING DESCRIPTION	SUBSTRATE	THRESHOLD (mg/cm <sup>2</sup> )
Results not corrected for substrate bias on any substrate	Brick	1.0
	Concrete	1.0
	Drywall	1.0
	Metal	1.0
	Plaster	1.0
	Wood	1.0

## BACKGROUND INFORMATION

### EVALUATION DATA SOURCE AND DATE:

This sheet is supplemental information to be used in conjunction with Chapter 7 of the HUD *Guidelines for the Evaluation and Control of Lead-Based Paint Hazards in Housing* ("HUD Guidelines"). Performance parameters shown on this sheet are calculated from the EPA/HUD evaluation using archived building components. Testing was conducted in August 2004 on 133 testing combinations. The instruments that were used to perform the testing had new sources; one instrument's was installed in November 2003 with 40 mCi initial strength, and the other's was installed June 2004 with 40 mCi initial strength.

### OPERATING PARAMETERS:

Performance parameters shown in this sheet are applicable only when properly operating the instrument using the manufacturer's instructions and procedures described in Chapter 7 of the HUD Guidelines.

### SUBSTRATE CORRECTION VALUE COMPUTATION:

Substrate correction is not needed for brick, concrete, drywall, metal, plaster or wood when using Lead-in-Paint K+L variable reading time mode, the normal operating mode for these instruments. If substrate correction is desired, refer to Chapter 7 of the HUD Guidelines for guidance on correcting XRF results for substrate bias.

### EVALUATING THE QUALITY OF XRF TESTING:

Randomly select ten testing combinations for retesting from each house or from two randomly selected units in multifamily housing. Use the K+L variable time mode readings.

Conduct XRF retesting at the ten testing combinations selected for retesting.

Determine if the XRF testing in the units or house passed or failed the test by applying the steps below.

Compute the Retest Tolerance Limit by the following steps:

Determine XRF results for the original and retest XRF readings. Do not correct the original or retest results for substrate bias. In single-family housing a result is defined as the average of three readings. In multifamily housing, a result is a single reading. Therefore, there will be ten original and ten retest XRF results for each house or for the two selected units.

Calculate the average of the original XRF result and retest XRF result for each testing combination.

Square the average for each testing combination.

Add the ten squared averages together. Call this quantity C.

Multiply the number C by 0.0072. Call this quantity D.

Add the number 0.032 to D. Call this quantity E.

Take the square root of E. Call this quantity F.

Multiply F by 1.645. The result is the Retest Tolerance Limit.

Compute the average of all ten original XRF results.

Compute the average of all ten re-test XRF results.

Find the absolute difference of the two averages.

If the difference is less than the Retest Tolerance Limit, the inspection has passed the retest. If the difference of the overall averages equals or exceeds the Retest Tolerance Limit, this procedure should be repeated with ten new testing combinations. If the difference of the overall averages is equal to or greater than the Retest Tolerance Limit a second time, then the inspection should be considered deficient.

Use of this procedure is estimated to produce a spurious result approximately 1% of the time. That is, results of this procedure will call for further examination when no examination is warranted in approximately 1 out of 100 dwelling units tested.

#### TESTING TIMES:

For the Lead-in-Paint K+L variable reading time mode, the instrument continues to read until it is moved away from the testing surface, terminated by the user, or the instrument software indicates the reading is complete. The following table provides testing time information for this testing mode. The times have been adjusted for source decay, normalized to the initial source strengths as noted above. Source strength and type of substrate will affect actual testing times. At the time of testing, the instruments had source strengths of 26.6 and 36.6 mCi.

Testing Times Using K+L Reading Mode (Seconds)						
	All Data			Median for laboratory-measured lead levels (mg/cm <sup>2</sup> )		
Substrate	25 <sup>th</sup> Percentile	Median	75 <sup>th</sup> Percentile	Pb < 0.25	0.25 ≤ Pb < 1.0	1.0 ≤ Pb
Wood Drywall	4	11	19	11	15	11
Metal	4	12	18	9	12	14
Brick Concrete Plaster	8	16	22	15	18	16

#### CLASSIFICATION RESULTS:

XRF results are classified as positive if they are greater than or equal to the threshold, and negative if they are less than the threshold.

#### DOCUMENTATION:

A document titled *Methodology for XRF Performance Characteristic Sheets* provides an explanation of the statistical methodology used to construct the data in the sheets, and provides empirical results from using the recommended inconclusive ranges or thresholds for specific XRF instruments. For a copy of this document call the National Lead Information Center Clearinghouse at 1-800-424-LEAD.

This XRF Performance Characteristic Sheet was developed by the Midwest Research Institute (MRI) and QuanTech, Inc., under a contract between MRI and the XRF manufacturer. HUD has determined that the information provided here is acceptable when used as guidance in conjunction with Chapter 7, Lead-Based Paint Inspection, of HUD's *Guidelines for the Evaluation and Control of Lead-Based Paint Hazards in Housing*.

## **Appendix E**

### **Table II - Lead-Based Paint Testing Results Table**



**Table I: Lead-Based Paint Testing Results**

14809 Paulina Street

Harvey, Illinois

	A	B	C	D	F	G	H	I	J	K	L	M	N
	Reading No	Date and Time	Type	Duration	Floor	Side	Room	Component	Substrate	Condition	Color	Results	Lead Concentration (Mg/Cm²)
1													
2	668	8/19/2021 10:34	Paint	1.11	FIRST	A	EXTERIOR	SOFFIT	WOOD	POOR	BROWN	Negative	0.03
3	669	8/19/2021 10:35	Paint	0.36	FIRST	B	EXTERIOR	SIDING	WOOD	POOR	WHITE	Positive	4.5
4	670	8/19/2021 10:35	Paint	0.72	FIRST	B	EXTERIOR	SIDING	WOOD	POOR	BEIGE	Positive	3.6
5	671	8/19/2021 10:36	Paint	1.09	FIRST	B	BATHROOM	WALL	DRYWALL	POOR	WHITE	Negative	0
6	672	8/19/2021 10:36	Paint	1.09	FIRST	A	BEDROOM 1	CEILING	DRYWALL	POOR	WHITE	Negative	0
7	673	8/19/2021 10:36	Paint	1.11	FIRST	B	BEDROOM 1	WALL	DRYWALL	POOR	WHITE	Negative	0
8	674	8/19/2021 10:36	Paint	1.1	FIRST	C	BEDROOM 1	WALL	DRYWALL	POOR	WHITE	Negative	0
9	675	8/19/2021 10:36	Paint	1.1	FIRST	D	BEDROOM 1	WALL	DRYWALL	POOR	WHITE	Negative	0
10	676	8/19/2021 10:37	Paint	1.09	FIRST	D	BATHROOM	WALL	DRYWALL	POOR	WHITE	Negative	0
11	677	8/19/2021 10:37	Paint	1.09	FIRST	D	BATHROOM	CEILING	DRYWALL	POOR	WHITE	Negative	0
12	678	8/19/2021 10:37	Paint	1.1	FIRST	D	BATHROOM	DOOR	WOOD	POOR	BROWN	Negative	0
13	679	8/19/2021 10:37	Paint	1.1	FIRST	D	BATHROOM	DOOR FRAME	WOOD	POOR	BROWN	Negative	0
14	680	8/19/2021 10:38	Paint	3.28	FIRST	A	FRONT PORCH	HANDRAIL	WOOD	POOR	BROWN	Negative	0
15	681	8/19/2021 10:38	Paint	2.56	FIRST	B	FRONT PORCH	HANDRAIL	WOOD	POOR	BROWN	Negative	0
16	682	8/19/2021 10:39	Paint	2.93	FIRST	B	FRONT PORCH	BALUSTER	WOOD	POOR	BROWN	Negative	0
17	662	8/19/2021 10:06	Paint	1.09	FIRST	B	BEDROOM 1	WALL	DRYWALL	POOR	WHITE	Negative	0
18	663	8/19/2021 10:06	Paint	1.09	FIRST	C	BEDROOM 2	WALL	DRYWALL	POOR	WHITE	Negative	0
19	664	8/19/2021 10:06	Paint	1.1	FIRST	D	LIVING ROOM	WALL	DRYWALL	POOR	WHITE	Negative	0
20	665	8/19/2021 10:07	Paint	1.1	FIRST	D	LIVING ROOM	DOOR FRAME	WOOD	POOR	WHITE	Negative	0
21	666	8/19/2021 10:07	Paint	1.1	FIRST	D	LIVING ROOM	DOOR JAMB	WOOD	POOR	WHITE	Negative	0
22	667	8/19/2021 10:08	Paint	1.1	SECOND	D	EXTERIOR	SOFFIT	WOOD	POOR	BROWN	Negative	0



**E n v i r o n m e n t a l   C o n s u l t i n g   G r o u p ,   I n c .**

August 30, 2021

Mr. Timothy Williams  
City of Harvey  
15320 Broadway Avenue  
Harvey, Illinois 60436

Re:    **Asbestos and Lead-Based Paint Testing Report**  
      PIN #29-07-410-011-0000  
      14825 Honore Street  
      Harvey, Illinois

Dear Mr. Williams:

In response to your request, Environmental Consulting Group, Inc. (ECG) has completed testing of suspect asbestos-containing materials (ACMs) and lead-based painted (LBP) components. The samples were collected from the residence and garage located at 14835 Honore Street, in Harvey, Illinois. This residence and garage are scheduled for demolition. This report provides an executive summary, an outline of the scope-of-work, and analytical results for the materials tested.

**1.0 Executive Summary**

On August 18, 2021, ECG collected 16 samples of suspect asbestos-containing materials from the subject residence. Also, during the inspection a total of 23 lead test points (readings) were obtained using an X-Ray Fluorescence (XRF) analyzer.

**The results of testing showed that none of the building materials sampled are classified as ACMs.**

**Below are the painted components that tested positive for lead-based paint during the inspection:**

- **White exterior siding paint – throughout exterior**

## **2.0 Scope-of-Work**

The scope-of-work for this project included testing suspect ACMs and LBPs prior to demolition activities. ECG representative Mr. Thad Ryniak completed the sampling on August 18, 2021. Mr. Ryniak is an Illinois Department of Public Health-licensed Asbestos and Lead Risk Assessor.

ECG certifications are located in Appendix A.

## **3.0 Analytical Testing - Asbestos**

Samples were sent for analysis to SanAir Technologies Laboratory (SanAir), located in Powhatan, Virginia. SanAir is recognized under the National Voluntary Laboratory Accreditation Program (NVLAP) as Laboratory #20002946-0. All samples were analyzed by EPA 600/R-93/116 Method using Polarized Light Microscopy (PLM) methods with dispersion staining as described by the interim method of the determination of asbestos in the bulk insulation, Federal Register Volume 47, No 103, May 27, 1982. This is a standard method of analysis in optical mineralogy and the current specified method for the determination of asbestos in bulk samples in Appendix A, Subpart F, 40 CFR Part 763, Section 1.

During analysis, a suspect asbestos-containing material is immersed in a solution of known refractive index and subjected to illumination by polarized light. The characteristic color displays that result enable mineral identification. PLM is an Environmental Protection Agency (EPA)-recognized method for determining asbestos content in bulk samples.

#### **4.0 Inspection Results - Asbestos**

U.S. Environmental Protection Agency (EPA) defines asbestos-containing materials (ACMs) as those materials containing greater than 1% (>1%) asbestos by weight. It should be noted that similar materials may be located in areas concealed by floors, walls, chases, riser columns, etc., and that were otherwise inaccessible during the survey. Any homogeneous materials found in the building similar to those listed as asbestos herein, must be handled as an ACM. Every attempt was made to thoroughly inspect for the presence of suspect ACM throughout the subject building. Representative and random sampling was performed by ECG throughout the subject buildings.

Any additional suspect ACM not specifically listed in this report should be assumed to contain asbestos until it can be sampled and analyzed prior to disturbance, in accordance with applicable regulatory standards.

Table I in Appendix B summarizes the results of the asbestos testing. Analytical results and laboratory certifications are located in Appendix C.

#### **5.0 Analytical Testing – Lead-Based Paint**

A Niton XRF analyzer, model XLp300, was utilized to test building components for the presence of lead-based paint. The XRF utilizes a radioactive cadmium source to determine whether lead is present in a surface. During testing, the cadmium source releases a controlled gamma ray beam onto a surface and, by measuring the diffraction gradient of the reflected emissions, the XRF detector can determine whether or not lead is present in the surface material (e.g. paint). To ensure an accurate reading, the XRF was calibrated at the beginning and end of the inspection.

Required information regarding the XRF analyzer is located in Appendix D.

## **6.0 Inspection Results – Lead-Based Paint**

According to the Environmental Protection Agency (EPA), the definition of lead-based paint is paint with a composition that includes lead at a concentration greater than or equal to one milligram of lead per square centimeter (1.0 mg/cm<sup>2</sup>).

Table II in Appendix E summarizes the lead-based paint testing results. Condition of all painted surfaces tested is also included in Appendix E. Positive readings area highlighted in red.

## **7.0 Conclusions**

On August 18, 2021, ECG collected 16 samples of suspect asbestos-containing materials from the subject residence. Also, during the inspection a total of 23 lead test points (readings) were obtained using an X-Ray Fluorescence (XRF) analyzer.

**The results of testing showed that none of the building materials sampled are classified as ACMs.**


**Below are the painted components that tested positive for lead-based paint during the inspection:**

- **White exterior siding paint – throughout exterior**

If you have any questions or comments, please contact our office.

Sincerely,

**ENVIRONMENTAL CONSULTING GROUP, INC.**



Thad Ryniak  
Project Manager

## **Appendices**

Appendix A – ECG Certifications

Appendix B – Table I - Asbestos Bulk Sampling Results Table

Appendix C – Asbestos Analytical Results and Laboratory Certifications

Appendix D – XRF Documentation

Appendix E – Table II - Lead-Based Paint Testing Results Table

## **Appendix A**

### **ECG Certifications**



525-535 West Jefferson Street • Springfield, Illinois 62761-0001 • [www.dph.illinois.gov](http://www.dph.illinois.gov)

**THAD J RYNIAK**  
400 VILLAGE CIRCLE #302  
WILLOW SPRINGS, IL 60480

4/13/2021



ASBESTOS PROFESSIONAL LICENSE ID NUMBER: 09551

Enclosed is your Asbestos Professional License. Please note the expiration date on the card and in the image depicted below.

**COPY OF THE ASBESTOS PROFESSIONAL LICENSE**

Front of License

Back of License

 <b>ASBESTOS PROFESSIONAL LICENSE</b>			<b>ENDORSEMENTS</b>	<b>TC EXPIRES</b>
<b>ID NUMBER</b> 100 - 09551	<b>ISSUED</b> 4/13/2021	<b>EXPIRES</b> 05/15/2022	INSPECTOR	11/13/2021
<b>THAD J RYNIAK</b> 400 VILLAGE CIRCLE #302 WILLOW SPRINGS, IL 60480 Environmental Health			PROJECT MANAGER AIR SAMPLING PROFESSIONAL	11/14/2021
			<b>Alteration of this license shall result in legal action</b> This license issued under authority of the State of Illinois Department of Public Health This license is valid only when accompanied by a valid training course certificate.	

If you have any questions or need further assistance, contact the Asbestos Program at (217)782-3517 or fax (217)785-5897.

Our WEB address is: [dph.illinois.gov/topics-services/environmental-health-protection/asbestos](http://dph.illinois.gov/topics-services/environmental-health-protection/asbestos)  
EMAIL Address: [dph.asbestos@illinois.gov](mailto:dph.asbestos@illinois.gov)

2020



OCCUPATIONAL TRAINING & SUPPLY, INC.  
7233 S. Adams Street | Willowbrook, IL 60527 | (630) 655-3900 | [www.otssafety.com](http://www.otssafety.com)

# Asbestos Building Inspector Refresher

Occupational Training & Supply, Inc. certifies that

**Thad Ryniak**

has successfully completed the Asbestos Building Inspector Refresher course and has passed the competency exam with a minimum score of 70%. The course is accredited by the Illinois Department of Public Health and Indiana Department of Environmental Management for purposes of accreditation in accordance with EPA 40 CFR 763, Asbestos Hazard Emergency response Act (AHERA) and TSCA Title II.

Course Date: 11/13/2020

Exam Date: 11/13/2020

Expiration Date: 11/13/2021

Certificate Number: BIR2011132441

Kathy DeSalvo, Director





525-535 West Jefferson Street • Springfield, Illinois 62761-0001 • [www.dph.illinois.gov](http://www.dph.illinois.gov)

1/13/2021

LICENSE NUMBER: 011252

Thad J Ryniak  
400 Village Cir., Apt #302  
Willow Springs, IL 60480

### LICENSE APPROVED

IDPH recently received and reviewed your application for lead licensure. Your qualifications have been reviewed and found that you meet the requirements set forth by the Lead Poisoning Prevention Code, Section 845.125. Therefore, your application for lead licensure is now complete. Enclosed please find your lead license card. Please have this identification card with you at all times while conducting lead abatement activities.

IDPH has updated its 7 – Day Notice of Commencement effective immediately. The revised document can be identified by its 9/16 revision date on the bottom left corner. Please discontinue using the old form and begin using the new form as soon as possible. The revised form is located in the same web address that the old form was located (<http://www.dph.illinois.gov/sites/default/files/forms/7-day-notice-leadabatement-mitigation-project-091916.pdf>).



PROTECTING HEALTH, IMPROVING LIVES  
*Nationally Accredited by PHAB*



# Environmental Management Institute

5610 Crawfordsville Road, Suite 15, Indianapolis, Indiana 46224-3714

317/248-4848 • 800/488-8842 • FAX 317/248-4846  
[www.spea.iupui.edu/Envtl\\_mgmt](http://www.spea.iupui.edu/Envtl_mgmt)

This confirms that

**Thad Ryniak**

400 Village Circle #302  
Willow Springs, IL 60480

Completed the 8 Instructional Hour Refresher Course

**Lead Risk Assessor**

Course Date  
July 24, 2019

and Successfully Passed the Examination  
July 24, 2019

Joan B. Ketterman  
Training Manager

Jack E. Leonard  
Instructor

Certificate: LRAR- 3006

Approved by: Illinois Department of Public Health (Expires 3 years from exam date)  
Indiana State Department of Health (Expires 3 years from exam date)  
U.S. Environmental Protection Agency

## **Appendix B**

### **Table I - Asbestos Bulk Sampling Results Table**



**Table I - Asbestos Results Summary Table**

City of Harvey  
14825 Honore Street  
Harvey, Illinois

Sample ID	Material Sampled	Location	% Asbestos
1	Black roof shingle	Exterior	None Detected
2	Black roof tar paper	Exterior	None Detected
3	White drywall wall	1st floor living room	None Detected
4	White drywall compound	1st floor living room	None Detected
5	White exterior window glaze	Exterior	None Detected
6	12"x12" brown floor tile	1st floor entry foyer	None Detected
7	Yellow mastic under 06	1st floor entry foyer	None Detected
8	12"x12" blue floor tile	2nd floor hallway	None Detected
9	12"x12" multi-color floor tile	2nd floor bedroom	None Detected
10	Yellow mastic under 08	2nd floor hallway	None Detected
11	Yellow mastic under 09	2nd floor bedroom	None Detected
12	12"x12" brown floor tile	1st floor bathroom	None Detected
13	Yellow mastic under 12	1st floor bathroom	None Detected
14	Black foundation tar	Exterior	None Detected



**Table I - Asbestos Results Summary Table**

City of Harvey  
14825 Honore Street  
Harvey, Illinois

Sample ID	Material Sampled	Location	% Asbestos
15	Brown roof shingle	Garage	None Detected
16	Black roof tar paper	Garage	None Detected

## **Appendix C**

### **Asbestos Analytical Results and Laboratory Certifications**



**The Identification Specialists**

Analysis Report  
prepared for  
Environmental Consulting Group

**Report Date: 8/23/2021**

**Project Name: City Of Harvey**

**Project #: AA213091-654**

**SanAir ID#: 21043572**



NVLAP LAB CODE 200870-0

1551 Oakbridge Dr. Suite B | Powhatan, Virginia 23139-8061  
888.895.1177 | 804.897.1177 | fax: 804.897.0070 | [IAQ@SanAir.com](mailto:IAQ@SanAir.com) | [SanAir.com](http://SanAir.com)



SanAir ID Number

21043572

FINAL REPORT

8/23/2021 5:00:51 PM

**Name:** Environmental Consulting Group  
**Address:** 105 S. York Road, Suite 250  
Elmhurst, IL 60126  
**Phone:** 630-607-0060

**Project Number:** AA213091-654  
**P.O. Number:**  
**Project Name:** City Of Harvey  
**Collected Date:** 8/18/2021  
**Received Date:** 8/19/2021 9:45:00 AM

Dear Thad Ryniak,

We at SanAir would like to thank you for the work you recently submitted. The 16 sample(s) were received on Thursday, August 19, 2021 via FedEx. The final report(s) is enclosed for the following sample(s): 01, 02, 03, 04, 05, 06, 07, 08, 09, 10, 11, 12, 13, 14, 15, 16.

These results only pertain to this job and should not be used in the interpretation of any other job. This report is only complete in its entirety. Refer to the listing below of the pages included in a complete final report.

Sincerely,

A handwritten signature in black ink that reads "Sandra Sobrino". The signature is fluid and cursive, with the first name "Sandra" being more prominent than the last name "Sobrino".

Sandra Sobrino  
Asbestos & Materials Laboratory Manager  
SanAir Technologies Laboratory

Final Report Includes:

- Cover Letter
- Analysis Pages
- Disclaimers and Additional Information

Sample conditions:

- 16 samples in Good condition.





SanAir ID Number

21043572

FINAL REPORT

8/23/2021 5:00:51 PM

**Name:** Environmental Consulting Group  
**Address:** 105 S. York Road, Suite 250  
Elmhurst, IL 60126  
**Phone:** 630-607-0060

**Project Number:** AA213091-654**P.O. Number:****Project Name:** City Of Harvey**Collected Date:** 8/18/2021**Received Date:** 8/19/2021 9:45:00 AM

Analyst: Roseblock, Mary

**Asbestos Bulk PLM EPA 600/R-93/116**

SanAir ID / Description	Stereoscopic	Components		Asbestos Fibers
	Appearance	% Fibrous	% Non-fibrous	
01 / 21043572-001 Roof Shingle House Exterior	Black Non-Fibrous Heterogeneous	10% Glass	90% Other	None Detected
02 / 21043572-002 Roof Tar Paper House Exterior	Black Fibrous Homogeneous	65% Cellulose	35% Other	None Detected
03 / 21043572-003 Drywall Wall House Living Room	White Non-Fibrous Homogeneous	5% Cellulose	95% Other	None Detected
04 / 21043572-004 Drywall Compound House Living Room	White Non-Fibrous Homogeneous		100% Other	None Detected
05 / 21043572-005 Exterior Window Glaze House Exterior	White Non-Fibrous Homogeneous		100% Other	None Detected
06 / 21043572-006 12x12 Floor Tile House Entry	Brown Non-Fibrous Homogeneous		100% Other	None Detected
07 / 21043572-007 Mastic Under 06 House Entry	Yellow Non-Fibrous Homogeneous		100% Other	None Detected
08 / 21043572-008 12x12 Stick On Flooring House 2nd Floor Hallway	Blue Non-Fibrous Homogeneous		100% Other	None Detected
09 / 21043572-009 12x12 Stick On Flooring House 2nd Floor Bedroom	Various Non-Fibrous Homogeneous		100% Other	None Detected
10 / 21043572-010 Mastic Under Sample 09 House 2nd Floor Hallway	White Non-Fibrous Homogeneous		100% Other	None Detected

Analyst: *Mary E. Roseblock*Approved Signatory: *[Signature]*

Analysis Date: 8/23/2021

Date: 8/23/2021



SanAir ID Number

21043572

FINAL REPORT

8/23/2021 5:00:51 PM

**Name:** Environmental Consulting Group  
**Address:** 105 S. York Road, Suite 250  
Elmhurst, IL 60126  
**Phone:** 630-607-0060

**Project Number:** AA213091-654**P.O. Number:****Project Name:** City Of Harvey**Collected Date:** 8/18/2021**Received Date:** 8/19/2021 9:45:00 AM

Analyst: Roseblock, Mary

**Asbestos Bulk PLM EPA 600/R-93/116**

SanAir ID / Description	Stereoscopic	Components		Asbestos Fibers
	Appearance	% Fibrous	% Non-fibrous	
11 / 21043572-011 Mastic Under Sample 09 House 2nd Floor Bedroom	White Non-Fibrous Homogeneous		100% Other	None Detected
12 / 21043572-012 12x12 Floor Tile House 1st Floor Bathroom	Brown Non-Fibrous Homogeneous		100% Other	None Detected
13 / 21043572-013 Mastic Under Sample 12 House 1st Floor Bathroom	Yellow Non-Fibrous Homogeneous		100% Other	None Detected
14 / 21043572-014 Foundation Tar House Exterior	Black Non-Fibrous Homogeneous		100% Other	None Detected
15 / 21043572-015 Roof Shingle Garage Exterior	Black Non-Fibrous Heterogeneous	10% Glass	90% Other	None Detected
16 / 21043572-016 Tar Paper Garage Exterior	Black Fibrous Heterogeneous	65% Cellulose	35% Other	None Detected

Analyst: *Mary E. Roseblock*Approved Signatory: *[Signature]*

Analysis Date: 8/23/2021

Date: 8/23/2021

## **Disclaimer**

This report is the sole property of the client named on the SanAir Technologies Laboratory chain-of-custody (COC). Results in the report are confidential information intended only for the use by the customer listed on the COC. Neither results nor reports will be discussed with or released to any third party without our client's written permission. The final report shall not be reproduced except in full without written approval of the laboratory to assure that parts of the report are not taken out of context. The information provided in this report applies only to the samples submitted and is relevant only for the date, time, and location of sampling. The accuracy of the results is dependent upon the client's sampling procedure and information provided to the laboratory by the client. SanAir assumes no responsibility for the sampling procedure and will provide evaluation reports based solely on the sample(s) in the condition in which they arrived at the laboratory and information provided by the client on the COC, such as: project number, project name, collection dates, po number, special instructions, samples collected by, sample numbers, sample identifications, sample type, selected analysis type, flow rate, total volume or area, and start stop times that may affect the validity of the results in this report. Samples were received in good condition unless otherwise noted on the report. SanAir assumes no responsibility or liability for the manner in which the results are used or interpreted. This report does not constitute and shall not be used to claim product certification, approval, or endorsement by NVLAP, NIST, or any other U.S. governmental agencies and may not be certified by every local, state, and federal regulatory agencies.

Samples are held for a period of 60 days. Fibers smaller than 5 microns cannot be seen with this method due to scope limitations.

For NY state samples, method EPA 600/M4-82-020 is performed.

### **NYELAP Disclaimer:**

Polarized- light microscopy is not consistently reliable in detecting asbestos in floor covering and similar non-friable organically bound materials. Quantitative transmission electron microscopy is currently the only method that can be used to determine if this material can be considered or treated as non-asbestos containing.

### **Asbestos Certifications**

NVLAP lab code 200870-0

City of Philadelphia: ALL-460

PA Department of Environmental Protection Number: 68-05397

California License Number: 2915

Colorado License Number: AL-23143

Connecticut License Number: PH-0105

Massachusetts License Number: AA000222

Maine License Number: LB-0075, LA-0084

New York ELAP lab ID: 11983

Rhode Island License Number: PCM00126, PLM00126, TEM00126

Texas Department of State Health Services License Number: 300440

Commonwealth of Virginia 3333000323

Washington State License Number: C989

West Virginia License Number: LT000616

Vermont License: AL166318

Louisiana Department of Environmental Quality: 212253, Cert 05088

Revision Date: 8/14/2020

Environmental Consulting Group, Inc.  
105 S. York St., Suite 250  
Elmhurst, IL 60126  
Phone: (630) 607-0060  
Fax: (630) 607-0650

# Asbestos Bulk Sampling Log and Chain of Custody Form

Page: 1 of 1

21043572

Project Name

City of Mayview

Project Location

14835 S. Woodstock, Mayview, Illinois

Date of Collection

8-18-21

ECG Project No.

ATG13091-054

## Chain of Custody Information

Inspector Taking Samples:

Tammy Harrison

Person Delivering at Lab and Time:

PLM

Person Receiving at Lab and Time:

Turn Around:

☐ Immediate

☐ 6 Hrs

☐ 24 Hrs

☒ 48 Hrs

☐ 72 Hrs

☐ 96 Hrs

Analysis Requested:

☒ PLM

☐ TEM EPA NOB - EPA 600/R-93/116b

☐ Chatfield Method

☐ TEM Qualitative via Filtration Prep Technique

Report Results:

☒ E-mail: Tammy Harrison

☐ Stop at 1st Positive:

Sample No.	HA	Material Description	Location Sampled
01	1	Brick foot structure	House extension
02	2	1 TAR barrel	House extension
03	3	White bagged waste	House living room
04	4	1 9' 9" concrete	House extension
05	5	1 EXTENSIVE concrete	House extension
06	6	1 12' x 12" brick floor tile	House extension
07	7	1 12' x 12" brick floor tile	House extension
08	8	1 12' x 12" brick floor tile	House extension
09	9	1 12' x 12" brick floor tile	House extension
10	10	1 12' x 12" brick floor tile	House extension
11	11	1 12' x 12" brick floor tile	House extension
12	12	1 12' x 12" brick floor tile	House extension
13	13	1 12' x 12" brick floor tile	House extension
14	14	1 12' x 12" brick floor tile	House extension

Comments:

JAD 8/19/21 9:15am

Environmental Consulting Group, Inc.  
105 S. York St., Suite 250  
Elmhurst, IL 60126  
Phone: (630) 607-0060  
Fax: (630) 607-0650

# Asbestos Bulk Sampling Log and Chain of Custody Form

Page: 2 of 2

21043572

**Project Name:**

**Project Location:**

Date of Collection:

ECG Project No.:

[illegible]

Comments:

74D 8119121 9.45am

United States Department of Commerce  
National Institute of Standards and Technology



---

## Certificate of Accreditation to ISO/IEC 17025:2017

---

NVLAP LAB CODE: 200870-0

**SanAir Technologies Laboratory, Inc.**  
Powhatan, VA

*is accredited by the National Voluntary Laboratory Accreditation Program for specific services,  
listed on the Scope of Accreditation, for:*

### **Asbestos Fiber Analysis**

*This laboratory is accredited in accordance with the recognized International Standard ISO/IEC 17025:2017.  
This accreditation demonstrates technical competence for a defined scope and the operation of a laboratory quality  
management system (refer to joint ISO-ILAC-IAF Communique dated January 2009).*

---

2021-04-01 through 2022-03-31

*Effective Dates*



---

*Dana S. Haman*  
For the National Voluntary Laboratory Accreditation Program

**SCOPE OF ACCREDITATION TO ISO/IEC 17025:2017**

**SanAir Technologies Laboratory, Inc.**

1551 Oakbridge Drive

Suite B

Powhatan, VA 23139

Ms. Sandra Sobrino

Phone: 804-897-1177 Fax: 804-897-0070

Email: [ssobrino@sanair.com](mailto:ssobrino@sanair.com)

<http://www.sanair.com>

**ASBESTOS FIBER ANALYSIS**

**NVLAP LAB CODE 200870-0**

**Bulk Asbestos Analysis**

**Code**

**Description**

18/A01

EPA -- 40 CFR Appendix E to Subpart E of Part 763, Interim Method of the Determination of Asbestos in Bulk Insulation Samples

18/A03

EPA 600/R-93/116: Method for the Determination of Asbestos in Bulk Building Materials


**Airborne Asbestos Analysis**

**Code**

**Description**

18/A02

U.S. EPA's "Interim Transmission Electron Microscopy Analytical Methods-Mandatory and Nonmandatory-and Mandatory Section to Determine Completion of Response Actions" as found in 40 CFR, Part 763, Subpart E, Appendix A.



*For the National Voluntary Laboratory Accreditation Program*

## **Appendix D**

### **XRF Documentation**



## Performance Characteristic Sheet

EFFECTIVE DATE: September 24, 2004

EDITION NO.: 1

### MANUFACTURER AND MODEL:

Make: Niton LLC

Tested Model: XLp 300

Source:  $^{109}\text{Cd}$ 

Note: This PCS is also applicable to the equivalent model variations indicated below, for the Lead-in-Paint K+L variable reading time mode, in the XLi and XLp series:

XLi 300A, XLi 301A, XLi 302A and XLi 303A.

XLp 300A, XLp 301A, XLp 302A and XLp 303A.

XLi 700A, XLi 701A, XLi 702A and XLi 703A.

XLp 700A, XLp 701A, XLp 702A, and XLp 703A.

Note: The XLi and XLp versions refer to the shape of the handle part of the instrument. The differences in the model numbers reflect other modes available, in addition to Lead-in-Paint modes. The manufacturer states that specifications for these instruments are identical for the source, detector, and detector electronics relative to the Lead-in-Paint mode.

## FIELD OPERATION GUIDANCE

### OPERATING PARAMETERS:

Lead-in-Paint K+L variable reading time mode.

### XRF CALIBRATION CHECK LIMITS:

0.8 to 1.2 mg/cm<sup>2</sup> (inclusive)

The calibration of the XRF instrument should be checked using the paint film nearest 1.0 mg/cm<sup>2</sup> in the NIST Standard Reference Material (SRM) used (e.g., for NIST SRM 2579, use the 1.02 mg/cm<sup>2</sup> film).

If readings are outside the acceptable calibration check range, follow the manufacturer's instructions to bring the instruments into control before XRF testing proceeds.

### SUBSTRATE CORRECTION:

For XRF results using Lead-in-Paint K+L variable reading time mode, substrate correction is not needed for:

Brick, Concrete, Drywall, Metal, Plaster, and Wood

### INCONCLUSIVE RANGE OR THRESHOLD:

K+L MODE READING DESCRIPTION	SUBSTRATE	THRESHOLD (mg/cm <sup>2</sup> )
Results not corrected for substrate bias on any substrate	Brick	1.0
	Concrete	1.0
	Drywall	1.0
	Metal	1.0
	Plaster	1.0
	Wood	1.0

## BACKGROUND INFORMATION

### EVALUATION DATA SOURCE AND DATE:

This sheet is supplemental information to be used in conjunction with Chapter 7 of the HUD *Guidelines for the Evaluation and Control of Lead-Based Paint Hazards in Housing* ("HUD Guidelines"). Performance parameters shown on this sheet are calculated from the EPA/HUD evaluation using archived building components. Testing was conducted in August 2004 on 133 testing combinations. The instruments that were used to perform the testing had new sources; one instrument's was installed in November 2003 with 40 mCi initial strength, and the other's was installed June 2004 with 40 mCi initial strength.

### OPERATING PARAMETERS:

Performance parameters shown in this sheet are applicable only when properly operating the instrument using the manufacturer's instructions and procedures described in Chapter 7 of the HUD Guidelines.

### SUBSTRATE CORRECTION VALUE COMPUTATION:

Substrate correction is not needed for brick, concrete, drywall, metal, plaster or wood when using Lead-in-Paint K+L variable reading time mode, the normal operating mode for these instruments. If substrate correction is desired, refer to Chapter 7 of the HUD Guidelines for guidance on correcting XRF results for substrate bias.

### EVALUATING THE QUALITY OF XRF TESTING:

Randomly select ten testing combinations for retesting from each house or from two randomly selected units in multifamily housing. Use the K+L variable time mode readings.

Conduct XRF retesting at the ten testing combinations selected for retesting.

Determine if the XRF testing in the units or house passed or failed the test by applying the steps below.

Compute the Retest Tolerance Limit by the following steps:

Determine XRF results for the original and retest XRF readings. Do not correct the original or retest results for substrate bias. In single-family housing a result is defined as the average of three readings. In multifamily housing, a result is a single reading. Therefore, there will be ten original and ten retest XRF results for each house or for the two selected units.

Calculate the average of the original XRF result and retest XRF result for each testing combination.

Square the average for each testing combination.

Add the ten squared averages together. Call this quantity C.

Multiply the number C by 0.0072. Call this quantity D.

Add the number 0.032 to D. Call this quantity E.

Take the square root of E. Call this quantity F.

Multiply F by 1.645. The result is the Retest Tolerance Limit.

Compute the average of all ten original XRF results.

Compute the average of all ten re-test XRF results.

Find the absolute difference of the two averages.

If the difference is less than the Retest Tolerance Limit, the inspection has passed the retest. If the difference of the overall averages equals or exceeds the Retest Tolerance Limit, this procedure should be repeated with ten new testing combinations. If the difference of the overall averages is equal to or greater than the Retest Tolerance Limit a second time, then the inspection should be considered deficient.

Use of this procedure is estimated to produce a spurious result approximately 1% of the time. That is, results of this procedure will call for further examination when no examination is warranted in approximately 1 out of 100 dwelling units tested.

#### TESTING TIMES:

For the Lead-in-Paint K+L variable reading time mode, the instrument continues to read until it is moved away from the testing surface, terminated by the user, or the instrument software indicates the reading is complete. The following table provides testing time information for this testing mode. The times have been adjusted for source decay, normalized to the initial source strengths as noted above. Source strength and type of substrate will affect actual testing times. At the time of testing, the instruments had source strengths of 26.6 and 36.6 mCi.

Testing Times Using K+L Reading Mode (Seconds)						
	All Data			Median for laboratory-measured lead levels (mg/cm <sup>2</sup> )		
Substrate	25 <sup>th</sup> Percentile	Median	75 <sup>th</sup> Percentile	Pb < 0.25	0.25 ≤ Pb < 1.0	1.0 ≤ Pb
Wood Drywall	4	11	19	11	15	11
Metal	4	12	18	9	12	14
Brick Concrete Plaster	8	16	22	15	18	16

#### CLASSIFICATION RESULTS:

XRF results are classified as positive if they are greater than or equal to the threshold, and negative if they are less than the threshold.

#### DOCUMENTATION:

A document titled *Methodology for XRF Performance Characteristic Sheets* provides an explanation of the statistical methodology used to construct the data in the sheets, and provides empirical results from using the recommended inconclusive ranges or thresholds for specific XRF instruments. For a copy of this document call the National Lead Information Center Clearinghouse at 1-800-424-LEAD.

This XRF Performance Characteristic Sheet was developed by the Midwest Research Institute (MRI) and QuanTech, Inc., under a contract between MRI and the XRF manufacturer. HUD has determined that the information provided here is acceptable when used as guidance in conjunction with Chapter 7, Lead-Based Paint Inspection, of HUD's *Guidelines for the Evaluation and Control of Lead-Based Paint Hazards in Housing*.

## **Appendix E**

### **Table II - Lead-Based Paint Testing Results Table**

**Table II: Lead-Based Paint Testing Results**

14825 Honore Street

Harvey, Illinois

	A	B	C	D	F	G	H	I	J	K	L	M	N
	Reading No	Date and Time	Type	Duration	Floor	Side	Room	Component	Substrate	Condition	Color	Results	Lead Concentration (Mg/Cm <sup>2</sup> )
1													
2	595	8/18/2021 11:00	Paint	1.1	FIRST	A	EXTERIOR	DOOR FRAME	METAL	INTACT	WHITE	Negative	0
3	596	8/18/2021 11:00	Paint	1.09	FIRST	A	EXTERIOR	DOOR	METAL	INTACT	WHITE	Negative	0
4	597	8/18/2021 11:02	Paint	0.37	FIRST	B	EXTERIOR	SIDING	WOOD	INTACT	WHITE	Positive	5.4
5	598	8/18/2021 11:17	Paint	3.3	FIRST	B	FOYER	CEILING	DRYWALL	INTACT	WHITE	Negative	0
6	599	8/18/2021 11:18	Paint	1.83	FIRST	B	FOYER	WALL	DRYWALL	INTACT	WHITE	Negative	0
7	600	8/18/2021 11:18	Paint	1.46	FIRST	A	LIVING ROOM 2	WALL	DRYWALL	INTACT	WHITE	Negative	0
8	601	8/18/2021 11:18	Paint	0.73	FIRST	A	LIVING ROOM 2	WALL	DRYWALL	INTACT	WHITE	Negative	0
9	602	8/18/2021 11:18	Paint	2.54	FIRST	A	LIVING ROOM 2	WALL	DRYWALL	INTACT	WHITE	Negative	0
10	603	8/18/2021 11:19	Paint	3.3	FIRST	C	BATHROOM	WALL	DRYWALL	INTACT	WHITE	Negative	0
11	604	8/18/2021 11:19	Paint	3.31	FIRST	D	BATHROOM	WALL	DRYWALL	INTACT	WHITE	Negative	0
12	605	8/18/2021 11:19	Paint	2.93	FIRST	D	KITCHEN	WALL	DRYWALL	INTACT	WHITE	Negative	0
13	606	8/18/2021 11:19	Paint	2.19	FIRST	C	KITCHEN	DOOR FRAME	WOOD	INTACT	WHITE	Negative	0
14	607	8/18/2021 11:20	Paint	1.09	FIRST	C	LIVING ROOM	BASEBOARD	WOOD	INTACT	WHITE	Negative	0
15	608	8/18/2021 11:20	Paint	1.82	SECOND	C	HALL	BASEBOARD	WOOD	INTACT	WHITE	Negative	0
16	609	8/18/2021 11:20	Paint	2.55	SECOND	C	HALL	WALL	DRYWALL	INTACT	WHITE	Negative	0
17	610	8/18/2021 11:21	Paint	1.84	SECOND	B	BEDROOM 2	WALL	DRYWALL	INTACT	WHITE	Negative	0
18	611	8/18/2021 11:21	Paint	2.2	SECOND	B	BEDROOM 2	CEILING	DRYWALL	INTACT	WHITE	Negative	0
19	612	8/18/2021 11:21	Paint	1.1	SECOND	B	FRONT STAIRWELL	HANDRAIL	WOOD	INTACT	WHITE	Negative	0
20	613	8/18/2021 11:21	Paint	1.1	SECOND	B	FRONT STAIRWELL	BALUSTER	WOOD	INTACT	WHITE	Negative	0
21	614	8/18/2021 11:22	Paint	1.1	SECOND	B	FRONT STAIRWELL	NEWEL POST	WOOD	INTACT	WHITE	Negative	0
22	615	8/18/2021 11:22	Paint	1.09	FIRST	C	LIVING ROOM	DOOR FRAME	WOOD	INTACT	VARNISH	Negative	0.01
23	616	8/18/2021 11:22	Paint	1.09	FIRST	B	LIVING ROOM	WINDOW FRAME	WOOD	INTACT	VARNISH	Negative	0
24	617	8/18/2021 11:23	Paint	1.1	FIRST	B	LIVING ROOM	WINDOW	WOOD	INTACT	VARNISH	Negative	0.02



**E n v i r o n m e n t a l   C o n s u l t i n g   G r o u p ,   I n c .**

September 1, 2021

Mr. Timothy Williams  
City of Harvey  
15320 Broadway Avenue  
Harvey, Illinois 60436

Re:    **Asbestos and Lead-Based Paint Testing Report**  
      PIN #29-07-410-034-0000  
      14830 Wood Street  
      Harvey, Illinois

Dear Mr. Williams:

In response to your request, Environmental Consulting Group, Inc. (ECG) has completed testing of suspect asbestos-containing materials (ACMs) and lead-based painted (LBP) components. The samples were collected from the residence located at 14830 Wood Street, in Harvey, Illinois. This residence scheduled for demolition. This report provides an executive summary, an outline of the scope-of-work, and analytical results for the materials tested.

**1.0 Executive Summary**

On August 23, 2021, ECG collected 10 samples of suspect asbestos-containing materials from the subject residence. Also, during the inspection a total of four (4) lead test points (readings) were obtained using an X-Ray Fluorescence (XRF) analyzer.

**The results of testing showed that the following building materials sampled are classified as ACMs:**

- **Gray exterior transite siding**

**Below is the painted components that tested positive for lead-based paint during the inspection:**

- **White wood siding - exterior**

## **2.0 Scope-of-Work**

The scope-of-work for this project included testing suspect ACMs and LBPs prior to demolition activities. ECG representative Mr. Thad Ryniak completed the sampling on August 23, 2021. Mr. Ryniak is an Illinois Department of Public Health-licensed Asbestos and Lead Risk Assessor.

ECG certifications are located in Appendix A.

## **3.0 Analytical Testing - Asbestos**

Samples were sent for analysis to SanAir Technologies Laboratory (SanAir), located in Powhatan, Virginia. SanAir is recognized under the National Voluntary Laboratory Accreditation Program (NVLAP) as Laboratory #20002946-0. All samples were analyzed by EPA 600/R-93/116 Method using Polarized Light Microscopy (PLM) methods with dispersion staining as described by the interim method of the determination of asbestos in the bulk insulation, Federal Register Volume 47, No 103, May 27, 1982. This is a standard method of analysis in optical mineralogy and the current specified method for the determination of asbestos in bulk samples in Appendix A, Subpart F, 40 CFR Part 763, Section 1.

During analysis, a suspect asbestos-containing material is immersed in a solution of known refractive index and subjected to illumination by polarized light. The characteristic color displays that result enable mineral identification. PLM is an Environmental Protection Agency (EPA)-recognized method for determining asbestos content in bulk samples.

#### **4.0 Inspection Results - Asbestos**

U.S. Environmental Protection Agency (EPA) defines asbestos-containing materials (ACMs) as those materials containing greater than 1% (>1%) asbestos by weight. It should be noted that similar materials may be located in areas concealed by floors, walls, chases, riser columns, etc., and that were otherwise inaccessible during the survey. Any homogeneous materials found in the residence similar to those listed as asbestos herein, must be handled as an ACM. Every attempt was made to thoroughly inspect for the presence of suspect ACM throughout the subject residence. Representative and random sampling was performed by ECG throughout the subject residence.

Any additional suspect ACM not specifically listed in this report should be assumed to contain asbestos until it can be sampled and analyzed prior to demolition, in accordance with applicable regulatory standards.

Table I in Appendix B summarizes the results of the asbestos testing. Analytical results and laboratory certifications are located in Appendix C.

#### **5.0 Analytical Testing – Lead-Based Paint**

A Niton XRF analyzer, model XLp300, was utilized to test building components for the presence of lead-based paint. The XRF utilizes a radioactive cadmium source to determine whether lead is present in a surface. During testing, the cadmium source releases a controlled gamma ray beam onto a surface and, by measuring the diffraction gradient of the reflected emissions, the XRF detector can determine whether or not lead is present in the surface material (e.g. paint). To ensure an accurate reading, the XRF was calibrated at the beginning and end of the inspection.

Required information regarding the XRF analyzer is located in Appendix D.



## **6.0 Inspection Results – Lead-Based Paint**

According to the Environmental Protection Agency (EPA), the definition of lead-based paint is paint with a composition that includes lead at a concentration greater than or equal to one milligram of lead per square centimeter (1.0 mg/cm<sup>2</sup>).

Table II in Appendix E summarizes the lead-based paint testing results. Condition of all painted surfaces tested is also included in Appendix E. Positive readings area highlighted in red.

## **7.0 Conclusions**

On August 23, 2021, ECG collected 10 samples of suspect asbestos-containing materials from the subject residence. Also, during the inspection a total of four (4) lead test points (readings) were obtained using an X-Ray Fluorescence (XRF) analyzer.

**The results of testing showed that the following building materials sampled are classified as ACMs:**

- **Exterior transite siding**


**Below are the painted components that tested positive for lead-based paint during the inspection:**

- **White wood siding - exterior**

If you have any questions or comments, please contact our office.

Sincerely,

**ENVIRONMENTAL CONSULTING GROUP, INC.**



Thad Ryniak  
Project Manager

## **Appendices**

Appendix A – ECG Certifications

Appendix B – Table I - Asbestos Bulk Sampling Results Table

Appendix C – Asbestos Analytical Results and Laboratory Certifications

Appendix D – XRF Documentation

Appendix E – Table II - Lead-Based Paint Testing Results Table

## **Appendix A**

### **ECG Certifications**



525-535 West Jefferson Street • Springfield, Illinois 62761-0001 • [www.dph.illinois.gov](http://www.dph.illinois.gov)

**THAD J RYNIAK**  
400 VILLAGE CIRCLE #302  
WILLOW SPRINGS, IL 60480

4/13/2021



ASBESTOS PROFESSIONAL LICENSE ID NUMBER: 09551

Enclosed is your Asbestos Professional License. Please note the expiration date on the card and in the image depicted below.

**COPY OF THE ASBESTOS PROFESSIONAL LICENSE**

Front of License

Back of License

 <b>ASBESTOS PROFESSIONAL LICENSE</b>			<b>ENDORSEMENTS</b>	<b>TC EXPIRES</b>
<b>ID NUMBER</b> 100 - 09551	<b>ISSUED</b> 4/13/2021	<b>EXPIRES</b> 05/15/2022	INSPECTOR	11/13/2021
<b>THAD J RYNIAK</b> 400 VILLAGE CIRCLE #302 WILLOW SPRINGS, IL 60480 Environmental Health			PROJECT MANAGER AIR SAMPLING PROFESSIONAL	11/14/2021
			<b>Alteration of this license shall result in legal action</b> This license issued under authority of the State of Illinois Department of Public Health This license is valid only when accompanied by a valid training course certificate.	

If you have any questions or need further assistance, contact the Asbestos Program at (217)782-3517 or fax (217)785-5897.

Our WEB address is: [dph.illinois.gov/topics-services/environmental-health-protection/asbestos](http://dph.illinois.gov/topics-services/environmental-health-protection/asbestos)  
EMAIL Address: [dph.asbestos@illinois.gov](mailto:dph.asbestos@illinois.gov)

2020



OCCUPATIONAL TRAINING & SUPPLY, INC.  
7233 S. Adams Street | Willowbrook, IL 60527 | (630) 655-3900 | [www.otssafety.com](http://www.otssafety.com)

# Asbestos Building Inspector Refresher

Occupational Training & Supply, Inc. certifies that

**Thad Ryniak**

has successfully completed the Asbestos Building Inspector Refresher course and has passed the competency exam with a minimum score of 70%. The course is accredited by the Illinois Department of Public Health and Indiana Department of Environmental Management for purposes of accreditation in accordance with EPA 40 CFR 763, Asbestos Hazard Emergency response Act (AHERA) and TSCA Title II.

Course Date: 11/13/2020

Exam Date: 11/13/2020

Expiration Date: 11/13/2021

Certificate Number: BIR2011132441

Kathy DeSalvo, Director



525-535 West Jefferson Street • Springfield, Illinois 62761-0001 • [www.dph.illinois.gov](http://www.dph.illinois.gov)

1/13/2021

LICENSE NUMBER: 011252

Thad J Ryniak  
400 Village Cir., Apt #302  
Willow Springs, IL 60480

### LICENSE APPROVED

IDPH recently received and reviewed your application for lead licensure. Your qualifications have been reviewed and found that you meet the requirements set forth by the Lead Poisoning Prevention Code, Section 845.125. Therefore, your application for lead licensure is now complete. Enclosed please find your lead license card. Please have this identification card with you at all times while conducting lead abatement activities.

IDPH has updated its 7 – Day Notice of Commencement effective immediately. The revised document can be identified by its 9/16 revision date on the bottom left corner. Please discontinue using the old form and begin using the new form as soon as possible. The revised form is located in the same web address that the old form was located (<http://www.dph.illinois.gov/sites/default/files/forms/7-day-notice-leadabatement-mitigation-project-091916.pdf>).



PROTECTING HEALTH, IMPROVING LIVES  
*Nationally Accredited by PHAB*



# Environmental Management Institute

5610 Crawfordsville Road, Suite 15, Indianapolis, Indiana 46224-3714

317/248-4848 • 800/488-8842 • FAX 317/248-4846  
[www.spea.iupui.edu/Envtl\\_mgmt](http://www.spea.iupui.edu/Envtl_mgmt)

This confirms that

## Thad Ryniak

400 Village Circle #302  
Willow Springs, IL 60480

Completed the 8 Instructional Hour Refresher Course

**Lead Risk Assessor**

Course Date  
July 24, 2019

and Successfully Passed the Examination  
July 24, 2019

Joan B. Ketterman  
Training Manager

Jack E. Leonard  
Instructor

Certificate: LRAR- 3006

Approved by: Illinois Department of Public Health (Expires 3 years from exam date)  
Indiana State Department of Health (Expires 3 years from exam date)  
U.S. Environmental Protection Agency

## **Appendix B**

### **Table I - Asbestos Bulk Sampling Results Table**



**Table I - Asbestos Results Summary Table**

City of Harvey  
14830 Wood Street  
Harvey, Illinois

Sample ID	Material Sampled	Location	% Asbestos
1	black roof shingle	Exterior	None Detected
2	black roof shingle	Exterior	None Detected
3	gray transite siding	Exterior	<b>15% chrysotile</b>
4	white drywall compound	inside debris pile	None Detected
5	plaster top coat	inside debris pile	None Detected
6	grayt [plaster bottom coat	inside debris pile	None Detected
7	white textured drywall	inside debris pile	None Detected
8	red roof shingle	inside debris pile	None Detected
9	blue roof shingle	inside debris pile	None Detected
10	multi-colored siding shingle	inside debris pile	None Detected



## **Appendix C**

### **Asbestos Analytical Results and Laboratory Certifications**



**The Identification Specialists**

Analysis Report  
prepared for  
Environmental Consulting Group

**Report Date: 8/26/2021**

**Project Name: City Of Harvey**

**Project #: AA213091-654**

**SanAir ID#: 21044506**



NVLAP LAB CODE 200870-0

1551 Oakbridge Dr. Suite B | Powhatan, Virginia 23139-8061  
888.895.1177 | 804.897.1177 | fax: 804.897.0070 | [IAQ@SanAir.com](mailto:IAQ@SanAir.com) | [SanAir.com](http://SanAir.com)



SanAir ID Number

21044506

FINAL REPORT

8/26/2021 4:34:10 PM

**Name:** Environmental Consulting Group  
**Address:** 105 S. York Road, Suite 250  
Elmhurst, IL 60126  
**Phone:** 630-607-0060

**Project Number:** AA213091-654  
**P.O. Number:** 14830 Wood St. Harvey, Illinois  
**Project Name:** City Of Harvey  
**Collected Date:** 8/23/2021  
**Received Date:** 8/24/2021 10:30:00 AM

Dear Thad Ryniak,

We at SanAir would like to thank you for the work you recently submitted. The 10 sample(s) were received on Tuesday, August 24, 2021 via FedEx. The final report(s) is enclosed for the following sample(s): 01, 02, 03, 04, 05, 06, 07, 08, 09, 10.

These results only pertain to this job and should not be used in the interpretation of any other job. This report is only complete in its entirety. Refer to the listing below of the pages included in a complete final report.

Sincerely,

A handwritten signature in black ink that reads "Sandra Sobrino". The signature is fluid and cursive.

Sandra Sobrino  
Asbestos & Materials Laboratory Manager  
SanAir Technologies Laboratory

Final Report Includes:

- Cover Letter
- Analysis Pages
- Disclaimers and Additional Information

Sample conditions:

- 10 samples in Good condition.



SanAir ID Number

21044506

FINAL REPORT

8/26/2021 4:34:10 PM

**Name:** Environmental Consulting Group  
**Address:** 105 S. York Road, Suite 250  
Elmhurst, IL 60126  
**Phone:** 630-607-0060

**Project Number:** AA213091-654  
**P.O. Number:** 14830 Wood St. Harvey, Illinois  
**Project Name:** City Of Harvey  
**Collected Date:** 8/23/2021  
**Received Date:** 8/24/2021 10:30:00 AM

Analyst: Li, Elizabeth

**Asbestos Bulk PLM EPA 600/R-93/116**

SanAir ID / Description	Stereoscopic	Components		Asbestos Fibers
	Appearance	% Fibrous	% Non-fibrous	
01 / 21044506-001 Roof Shingle-Exterior	Black Non-Fibrous Heterogeneous	30% Cellulose	70% Other	None Detected
02 / 21044506-002 Roof Tar Paper-Exterior	Black Fibrous Homogeneous	70% Cellulose	30% Other	None Detected
03 / 21044506-003 Transite Siding-Exterior	Grey Non-Fibrous Homogeneous		85% Other	15% Chrysotile
04 / 21044506-004 Drywall Wall-Debris Pile	White Non-Fibrous Homogeneous		100% Other	None Detected
05 / 21044506-005 Plaster Top Coat-Debris Pile	White Non-Fibrous Homogeneous		100% Other	None Detected
06 / 21044506-006 Plaster Bottom Coat-Debris Pile	Gray Non-Fibrous Homogeneous		100% Other	None Detected
07 / 21044506-007 Textured Drywall-Debris Pile	White Non-Fibrous Homogeneous		100% Other	None Detected
08 / 21044506-008 Roof Shingle-Debris Pile	Red Non-Fibrous Heterogeneous	30% Cellulose	70% Other	None Detected
09 / 21044506-009 Roof Shingle-Debris Pile	Blue Non-Fibrous Heterogeneous	40% Cellulose	60% Other	None Detected
10 / 21044506-010 Siding Shingle-Debris Pile	Various Non-Fibrous Heterogeneous	40% Cellulose	60% Other	None Detected

Analyst: *Elizabeth Li*Approved Signatory: *[Signature]*

Analysis Date: 8/26/2021

Date: 8/26/2021

## **Disclaimer**

This report is the sole property of the client named on the SanAir Technologies Laboratory chain-of-custody (COC). Results in the report are confidential information intended only for the use by the customer listed on the COC. Neither results nor reports will be discussed with or released to any third party without our client's written permission. The final report shall not be reproduced except in full without written approval of the laboratory to assure that parts of the report are not taken out of context. The information provided in this report applies only to the samples submitted and is relevant only for the date, time, and location of sampling. The accuracy of the results is dependent upon the client's sampling procedure and information provided to the laboratory by the client. SanAir assumes no responsibility for the sampling procedure and will provide evaluation reports based solely on the sample(s) in the condition in which they arrived at the laboratory and information provided by the client on the COC, such as: project number, project name, collection dates, po number, special instructions, samples collected by, sample numbers, sample identifications, sample type, selected analysis type, flow rate, total volume or area, and start stop times that may affect the validity of the results in this report. Samples were received in good condition unless otherwise noted on the report. SanAir assumes no responsibility or liability for the manner in which the results are used or interpreted. This report does not constitute and shall not be used to claim product certification, approval, or endorsement by NVLAP, NIST, or any other U.S. governmental agencies and may not be certified by every local, state, and federal regulatory agencies.

Samples are held for a period of 60 days. Fibers smaller than 5 microns cannot be seen with this method due to scope limitations.

For NY state samples, method EPA 600/M4-82-020 is performed.

### **NYELAP Disclaimer:**

Polarized- light microscopy is not consistently reliable in detecting asbestos in floor covering and similar non-friable organically bound materials. Quantitative transmission electron microscopy is currently the only method that can be used to determine if this material can be considered or treated as non-asbestos containing.

### **Asbestos Certifications**

NVLAP lab code 200870-0

City of Philadelphia: ALL-460

PA Department of Environmental Protection Number: 68-05397

California License Number: 2915

Colorado License Number: AL-23143

Connecticut License Number: PH-0105

Massachusetts License Number: AA000222

Maine License Number: LB-0075, LA-0084

New York ELAP lab ID: 11983

Rhode Island License Number: PCM00126, PLM00126, TEM00126

Texas Department of State Health Services License Number: 300440

Commonwealth of Virginia 3333000323

Washington State License Number: C989

West Virginia License Number: LT000616

Vermont License: AL166318

Louisiana Department of Environmental Quality: 212253, Cert 05088

Revision Date: 8/14/2020

Environmental Consulting Group, Inc.  
105 S. York St., Suite 250  
Elmhurst, IL 60126  
Phone: (630) 607-0060  
Fax: (630) 607-0650

### Asbestos Bulk Sampling Log and Chain of Custody Form

Page: 1 of 1

210644506



Project Name: CITY OF HAWK  
Project Location: 14830 WOOD ST, HAWK (ELMHURST)  
Date of Collection: 8-23-11  
ECG Project No.: AAH130412654

Chain of Custody Information  
Inspector Taking Samples: THAD RYAN  
Person Delivering at Lab and Time: THAD RYAN  
Person Receiving at Lab and Time: \_\_\_\_\_

Turn Around: ☐ Immediate ☐ 6 Hrs ☐ 24 Hrs ☒ 48 Hrs ☐ 72 Hrs ☐ 96 Hrs

Analysis Requested: ☒ PLM ☐ TEM EPA NOB - EPA 600/R-93/116b ☐ Chatfield Method ☐ TEM Qualitative via Filtration Prep Technique

Report Results: ☒ E-mail: mschleyer@ecg.com ☐ Stop at 1st Positive: \_\_\_\_\_

Sample No.	HA	Material Description	Location Sampled
01	1	BRICK ROOF SHINGLE	EXTENDED
02	2	GRAY TAPE	
03	3	GRAY TAPE	
04	4	WHITE PLASTER	
05	5	WHITE PLASTER	
06	6	GRAY TAPE	
07	7	WHITE TAPE	
08	8	RED ROOF SHINGLE	
09	9	BRICK TAPE	
10	10	MULTI-COLORED SIDING SHINGLE	

Comments: \_\_\_\_\_

PCN1 82421 1030am

United States Department of Commerce  
National Institute of Standards and Technology



---

## Certificate of Accreditation to ISO/IEC 17025:2017

---

NVLAP LAB CODE: 200870-0

**SanAir Technologies Laboratory, Inc.**  
Powhatan, VA

*is accredited by the National Voluntary Laboratory Accreditation Program for specific services,  
listed on the Scope of Accreditation, for:*

### **Asbestos Fiber Analysis**

*This laboratory is accredited in accordance with the recognized International Standard ISO/IEC 17025:2017.  
This accreditation demonstrates technical competence for a defined scope and the operation of a laboratory quality  
management system (refer to joint ISO-ILAC-IAF Communique dated January 2009).*

---

2021-04-01 through 2022-03-31

*Effective Dates*



---

*Tara S. Haman*  
For the National Voluntary Laboratory Accreditation Program

**SCOPE OF ACCREDITATION TO ISO/IEC 17025:2017**

**SanAir Technologies Laboratory, Inc.**

1551 Oakbridge Drive

Suite B

Powhatan, VA 23139

Ms. Sandra Sobrino

Phone: 804-897-1177 Fax: 804-897-0070

Email: [ssobrino@sanair.com](mailto:ssobrino@sanair.com)

<http://www.sanair.com>

**ASBESTOS FIBER ANALYSIS**

**NVLAP LAB CODE 200870-0**

**Bulk Asbestos Analysis**

**Code**

**Description**

18/A01

EPA -- 40 CFR Appendix E to Subpart E of Part 763, Interim Method of the Determination of Asbestos in Bulk Insulation Samples

18/A03

EPA 600/R-93/116: Method for the Determination of Asbestos in Bulk Building Materials


**Airborne Asbestos Analysis**

**Code**

**Description**

18/A02

U.S. EPA's "Interim Transmission Electron Microscopy Analytical Methods-Mandatory and Nonmandatory-and Mandatory Section to Determine Completion of Response Actions" as found in 40 CFR, Part 763, Subpart E, Appendix A.



*For the National Voluntary Laboratory Accreditation Program*



## **Appendix D**

### **XRF Documentation**

## Performance Characteristic Sheet

EFFECTIVE DATE: September 24, 2004

EDITION NO.: 1

### MANUFACTURER AND MODEL:

Make: Niton LLC

Tested Model: XLp 300

Source:  $^{109}\text{Cd}$ 

Note: This PCS is also applicable to the equivalent model variations indicated below, for the Lead-in-Paint K+L variable reading time mode, in the XLi and XLp series:

XLi 300A, XLi 301A, XLi 302A and XLi 303A.

XLp 300A, XLp 301A, XLp 302A and XLp 303A.

XLi 700A, XLi 701A, XLi 702A and XLi 703A.

XLp 700A, XLp 701A, XLp 702A, and XLp 703A.

Note: The XLi and XLp versions refer to the shape of the handle part of the instrument. The differences in the model numbers reflect other modes available, in addition to Lead-in-Paint modes. The manufacturer states that specifications for these instruments are identical for the source, detector, and detector electronics relative to the Lead-in-Paint mode.

## FIELD OPERATION GUIDANCE

### OPERATING PARAMETERS:

Lead-in-Paint K+L variable reading time mode.

### XRF CALIBRATION CHECK LIMITS:

0.8 to 1.2 mg/cm<sup>2</sup> (inclusive)

The calibration of the XRF instrument should be checked using the paint film nearest 1.0 mg/cm<sup>2</sup> in the NIST Standard Reference Material (SRM) used (e.g., for NIST SRM 2579, use the 1.02 mg/cm<sup>2</sup> film).

If readings are outside the acceptable calibration check range, follow the manufacturer's instructions to bring the instruments into control before XRF testing proceeds.

### SUBSTRATE CORRECTION:

For XRF results using Lead-in-Paint K+L variable reading time mode, substrate correction is not needed for:

Brick, Concrete, Drywall, Metal, Plaster, and Wood

### INCONCLUSIVE RANGE OR THRESHOLD:

K+L MODE READING DESCRIPTION	SUBSTRATE	THRESHOLD (mg/cm <sup>2</sup> )
Results not corrected for substrate bias on any substrate	Brick	1.0
	Concrete	1.0
	Drywall	1.0
	Metal	1.0
	Plaster	1.0
	Wood	1.0

## BACKGROUND INFORMATION

### EVALUATION DATA SOURCE AND DATE:

This sheet is supplemental information to be used in conjunction with Chapter 7 of the HUD *Guidelines for the Evaluation and Control of Lead-Based Paint Hazards in Housing* ("HUD Guidelines"). Performance parameters shown on this sheet are calculated from the EPA/HUD evaluation using archived building components. Testing was conducted in August 2004 on 133 testing combinations. The instruments that were used to perform the testing had new sources; one instrument's was installed in November 2003 with 40 mCi initial strength, and the other's was installed June 2004 with 40 mCi initial strength.

### OPERATING PARAMETERS:

Performance parameters shown in this sheet are applicable only when properly operating the instrument using the manufacturer's instructions and procedures described in Chapter 7 of the HUD Guidelines.

### SUBSTRATE CORRECTION VALUE COMPUTATION:

Substrate correction is not needed for brick, concrete, drywall, metal, plaster or wood when using Lead-in-Paint K+L variable reading time mode, the normal operating mode for these instruments. If substrate correction is desired, refer to Chapter 7 of the HUD Guidelines for guidance on correcting XRF results for substrate bias.

### EVALUATING THE QUALITY OF XRF TESTING:

Randomly select ten testing combinations for retesting from each house or from two randomly selected units in multifamily housing. Use the K+L variable time mode readings.

Conduct XRF retesting at the ten testing combinations selected for retesting.

Determine if the XRF testing in the units or house passed or failed the test by applying the steps below.

Compute the Retest Tolerance Limit by the following steps:

Determine XRF results for the original and retest XRF readings. Do not correct the original or retest results for substrate bias. In single-family housing a result is defined as the average of three readings. In multifamily housing, a result is a single reading. Therefore, there will be ten original and ten retest XRF results for each house or for the two selected units.

Calculate the average of the original XRF result and retest XRF result for each testing combination.

Square the average for each testing combination.

Add the ten squared averages together. Call this quantity C.

Multiply the number C by 0.0072. Call this quantity D.

Add the number 0.032 to D. Call this quantity E.

Take the square root of E. Call this quantity F.

Multiply F by 1.645. The result is the Retest Tolerance Limit.

Compute the average of all ten original XRF results.

Compute the average of all ten re-test XRF results.

Find the absolute difference of the two averages.

If the difference is less than the Retest Tolerance Limit, the inspection has passed the retest. If the difference of the overall averages equals or exceeds the Retest Tolerance Limit, this procedure should be repeated with ten new testing combinations. If the difference of the overall averages is equal to or greater than the Retest Tolerance Limit a second time, then the inspection should be considered deficient.

Use of this procedure is estimated to produce a spurious result approximately 1% of the time. That is, results of this procedure will call for further examination when no examination is warranted in approximately 1 out of 100 dwelling units tested.

#### TESTING TIMES:

For the Lead-in-Paint K+L variable reading time mode, the instrument continues to read until it is moved away from the testing surface, terminated by the user, or the instrument software indicates the reading is complete. The following table provides testing time information for this testing mode. The times have been adjusted for source decay, normalized to the initial source strengths as noted above. Source strength and type of substrate will affect actual testing times. At the time of testing, the instruments had source strengths of 26.6 and 36.6 mCi.

Testing Times Using K+L Reading Mode (Seconds)						
	All Data			Median for laboratory-measured lead levels (mg/cm <sup>2</sup> )		
Substrate	25 <sup>th</sup> Percentile	Median	75 <sup>th</sup> Percentile	Pb < 0.25	0.25 ≤ Pb < 1.0	1.0 ≤ Pb
Wood Drywall	4	11	19	11	15	11
Metal	4	12	18	9	12	14
Brick Concrete Plaster	8	16	22	15	18	16

#### CLASSIFICATION RESULTS:

XRF results are classified as positive if they are greater than or equal to the threshold, and negative if they are less than the threshold.

#### DOCUMENTATION:

A document titled *Methodology for XRF Performance Characteristic Sheets* provides an explanation of the statistical methodology used to construct the data in the sheets, and provides empirical results from using the recommended inconclusive ranges or thresholds for specific XRF instruments. For a copy of this document call the National Lead Information Center Clearinghouse at 1-800-424-LEAD.

This XRF Performance Characteristic Sheet was developed by the Midwest Research Institute (MRI) and QuanTech, Inc., under a contract between MRI and the XRF manufacturer. HUD has determined that the information provided here is acceptable when used as guidance in conjunction with Chapter 7, Lead-Based Paint Inspection, of HUD's *Guidelines for the Evaluation and Control of Lead-Based Paint Hazards in Housing*.

## **Appendix E**

### **Table II - Lead-Based Paint Testing Results Table**

**Table II: Lead-Based Paint Testing Results**

14830 Wood Street

Harvey, Illinois

	A	B	C	D	F	G	H	I	J	K	L	M	N
1	Reading No	Date and Time	Type	Duration	Floor	Side	Room	Component	Substrate	Condition	Color	Results	Lead Concentration (Mg/Cm <sup>2</sup> )
2	822	8/23/2021 14:22	Paint	3.28	SECOND	D	OUTSIDE	WALL	TRANSITE	POOR	GREEN	Negative	0
3	823	8/23/2021 14:22	Paint	2.91	SECOND	D	OUTSIDE	SIDING	WOOD	POOR	WHITE	Positive	1.3
4	824	8/23/2021 14:22	Paint	1.46	SECOND	D	OUTSIDE	SIDING	WOOD	POOR	WHITE	Positive	1.5
5	825	8/23/2021 14:23	Paint	2.19	SECOND	D	OUTSIDE	WALL	CONCRETE	POOR	GRAY	Negative	0.01



**E n v i r o n m e n t a l   C o n s u l t i n g   G r o u p ,   I n c .**

September 1, 2021

Mr. Timothy Williams  
City of Harvey  
15320 Broadway Avenue  
Harvey, Illinois 60436

Re:    **Asbestos and Lead-Based Paint Testing Report**  
      PIN #29073200170000  
      14933 Vail Avenue  
      Harvey, Illinois

Dear Mr. Williams:

In response to your request, Environmental Consulting Group, Inc. (ECG) has completed testing of suspect asbestos-containing materials (ACMs) and lead-based painted (LBP) components. The samples were collected from the residence located at 14933 Vail Avenue, in Harvey, Illinois. This residence scheduled for demolition. This report provides an executive summary, an outline of the scope-of-work, and analytical results for the materials tested.

**1.0 Executive Summary**

On August 24, 2021, ECG collected 10 samples of suspect asbestos-containing materials from the subject residence. Also, during the inspection a total of 12 lead test points (readings) were obtained using an X-Ray Fluorescence (XRF) analyzer.

**The results of testing showed that none of the building materials sampled are classified as ACMs.**

**No painted components that were tested are a lead-based paint.**

## **2.0 Scope-of-Work**

The scope-of-work for this project included testing suspect ACMs and LBPs prior to demolition activities. ECG representative Mr. Thad Ryniak completed the sampling on August 24, 2021. Mr. Ryniak is an Illinois Department of Public Health-licensed Asbestos and Lead Risk Assessor.

ECG certifications are located in Appendix A.

## **3.0 Analytical Testing - Asbestos**

Samples were sent for analysis to SanAir Technologies Laboratory (SanAir), located in Powhatan, Virginia. SanAir is recognized under the National Voluntary Laboratory Accreditation Program (NVLAP) as Laboratory #20002946-0. All samples were analyzed by EPA 600/R-93/116 Method using Polarized Light Microscopy (PLM) methods with dispersion staining as described by the interim method of the determination of asbestos in the bulk insulation, Federal Register Volume 47, No 103, May 27, 1982. This is a standard method of analysis in optical mineralogy and the current specified method for the determination of asbestos in bulk samples in Appendix A, Subpart F, 40 CFR Part 763, Section 1.

During analysis, a suspect asbestos-containing material is immersed in a solution of known refractive index and subjected to illumination by polarized light. The characteristic color displays that result enable mineral identification. PLM is an Environmental Protection Agency (EPA)-recognized method for determining asbestos content in bulk samples.



#### **4.0 Inspection Results - Asbestos**

U.S. Environmental Protection Agency (EPA) defines asbestos-containing materials (ACMs) as those materials containing greater than 1% (>1%) asbestos by weight. It should be noted that similar materials may be located in areas concealed by floors, walls, chases, riser columns, etc., and that were otherwise inaccessible during the survey. Any homogeneous materials found in the residence similar to those listed as asbestos herein, must be handled as an ACM. Every attempt was made to thoroughly inspect for the presence of suspect ACM throughout the subject residence. Representative and random sampling was performed by ECG throughout the subject residence.

Any additional suspect ACM not specifically listed in this report should be assumed to contain asbestos until it can be sampled and analyzed prior to demolition, in accordance with applicable regulatory standards.

Table I in Appendix B summarizes the results of the asbestos testing. Analytical results and laboratory certifications are located in Appendix C.

#### **5.0 Analytical Testing – Lead-Based Paint**

A Niton XRF analyzer, model XLp300, was utilized to test building components for the presence of lead-based paint. The XRF utilizes a radioactive cadmium source to determine whether lead is present in a surface. During testing, the cadmium source releases a controlled gamma ray beam onto a surface and, by measuring the diffraction gradient of the reflected emissions, the XRF detector can determine whether or not lead is present in the surface material (e.g. paint). To ensure an accurate reading, the XRF was calibrated at the beginning and end of the inspection.

Required information regarding the XRF analyzer is located in Appendix D.

## **6.0 Inspection Results – Lead-Based Paint**

According to the Environmental Protection Agency (EPA), the definition of lead-based paint is paint with a composition that includes lead at a concentration greater than or equal to one milligram of lead per square centimeter (1.0 mg/cm<sup>2</sup>).

Table II in Appendix E summarizes the lead-based paint testing results. Condition of all painted surfaces tested is also included in Appendix E. Positive readings area highlighted in red.

## **7.0 Conclusions**

On August 24, 2021, ECG collected 10 samples of suspect asbestos-containing materials from the subject residence. Also, during the inspection a total of 12 lead test points (readings) were obtained using an X-Ray Fluorescence (XRF) analyzer.


**The results of testing showed that none of the building materials sampled are classified as ACMs.**

**No painted components that were tested are a lead-based paint.**

If you have any questions or comments, please contact our office.

Sincerely,

**ENVIRONMENTAL CONSULTING GROUP, INC.**



Thad Ryniak  
Project Manager

## **Appendices**

Appendix A – ECG Certifications

Appendix B – Table I - Asbestos Bulk Sampling Results Table

Appendix C – Asbestos Analytical Results and Laboratory Certifications

Appendix D – XRF Documentation

Appendix E – Table II - Lead-Based Paint Testing Results Table

## **Appendix A**

### **ECG Certifications**



525-535 West Jefferson Street • Springfield, Illinois 62761-0001 • [www.dph.illinois.gov](http://www.dph.illinois.gov)

**THAD J RYNIAK**  
400 VILLAGE CIRCLE #302  
WILLOW SPRINGS, IL 60480

4/13/2021



ASBESTOS PROFESSIONAL LICENSE ID NUMBER: 09551

Enclosed is your Asbestos Professional License. Please note the expiration date on the card and in the image depicted below.

**COPY OF THE ASBESTOS PROFESSIONAL LICENSE**

Front of License

Back of License

 <b>ASBESTOS PROFESSIONAL LICENSE</b>			<b>ENDORSEMENTS</b>	<b>TC EXPIRES</b>
<b>ID NUMBER</b> 100 - 09551	<b>ISSUED</b> 4/13/2021	<b>EXPIRES</b> 05/15/2022	INSPECTOR	11/13/2021
<b>THAD J RYNIAK</b> 400 VILLAGE CIRCLE #302 WILLOW SPRINGS, IL 60480 Environmental Health			PROJECT MANAGER AIR SAMPLING PROFESSIONAL	11/14/2021
			<b>Alteration of this license shall result in legal action</b> This license issued under authority of the State of Illinois Department of Public Health This license is valid only when accompanied by a valid training course certificate.	

If you have any questions or need further assistance, contact the Asbestos Program at (217)782-3517 or fax (217)785-5897.

Our WEB address is: [dph.illinois.gov/topics-services/environmental-health-protection/asbestos](http://dph.illinois.gov/topics-services/environmental-health-protection/asbestos)  
EMAIL Address: [dph.asbestos@illinois.gov](mailto:dph.asbestos@illinois.gov)

2020



OCCUPATIONAL TRAINING & SUPPLY, INC.  
7233 S. Adams Street | Willowbrook, IL 60527 | (630) 655-3900 | [www.otssafety.com](http://www.otssafety.com)

# Asbestos Building Inspector Refresher

Occupational Training & Supply, Inc. certifies that

**Thad Ryniak**

has successfully completed the Asbestos Building Inspector Refresher course and has passed the competency exam with a minimum score of 70%. The course is accredited by the Illinois Department of Public Health and Indiana Department of Environmental Management for purposes of accreditation in accordance with EPA 40 CFR 763, Asbestos Hazard Emergency response Act (AHERA) and TSCA Title II.

Course Date: 11/13/2020

Exam Date: 11/13/2020

Expiration Date: 11/13/2021

Certificate Number: BIR2011132441

Kathy DeSalvo, Director



525-535 West Jefferson Street • Springfield, Illinois 62761-0001 • [www.dph.illinois.gov](http://www.dph.illinois.gov)

1/13/2021

LICENSE NUMBER: 011252

Thad J Ryniak  
400 Village Cir., Apt #302  
Willow Springs, IL 60480

### LICENSE APPROVED

IDPH recently received and reviewed your application for lead licensure. Your qualifications have been reviewed and found that you meet the requirements set forth by the Lead Poisoning Prevention Code, Section 845.125. Therefore, your application for lead licensure is now complete. Enclosed please find your lead license card. Please have this identification card with you at all times while conducting lead abatement activities.

IDPH has updated its 7 – Day Notice of Commencement effective immediately. The revised document can be identified by its 9/16 revision date on the bottom left corner. Please discontinue using the old form and begin using the new form as soon as possible. The revised form is located in the same web address that the old form was located (<http://www.dph.illinois.gov/sites/default/files/forms/7-day-notice-leadabatement-mitigation-project-091916.pdf>).



**PROTECTING HEALTH, IMPROVING LIVES**  
*Nationally Accredited by PHAB*



# Environmental Management Institute

5610 Crawfordsville Road, Suite 15, Indianapolis, Indiana 46224-3714

317/248-4848 • 800/488-8842 • FAX 317/248-4846

[www.spea.iupui.edu/Envtl\\_mgmt](http://www.spea.iupui.edu/Envtl_mgmt)

This confirms that

**Thad Ryniak**

400 Village Circle #302  
Willow Springs, IL 60480

Completed the 8 Instructional Hour Refresher Course

**Lead Risk Assessor**

Course Date  
July 24, 2019

and Successfully Passed the Examination

July 24, 2019

Joan B. Ketterman  
Training Manager

Jack E. Leonard  
Instructor

Certificate: LRAR- 3006

Approved by: Illinois Department of Public Health (Expires 3 years from exam date)  
Indiana State Department of Health (Expires 3 years from exam date)  
U.S. Environmental Protection Agency

## **Appendix B**

### **Table I - Asbestos Bulk Sampling Results Table**





**Table I - Asbestos Results Summary Table**

City of Harvey  
14933 Vail Avenue  
Harvey, Illinois

Sample ID	Material Sampled	Location	% Asbestos
1	black roof shingle	Exterior	None Detected
2	black roof tar paper	Exterior	None Detected
3	red siding shingle	Exterior	None Detected
4	black siding tar paper	Exterior	None Detected
5	white drywall wall	rear entry	None Detected
6	white drywall compound	rear entry	None Detected
7	12" x 12" green/white floor tile	kitchen	None Detected
8	yellow mastic under sample #07	kitchen	None Detected
9	white plaster top coat	living room	None Detected
10	brown plaster bottom coat	living room	None Detected

## **Appendix C**

### **Asbestos Analytical Results and Laboratory Certifications**



**The Identification Specialists**

Analysis Report  
prepared for  
Environmental Consulting Group

**Report Date: 8/31/2021**

**Project Name: City Of Harvey**

**Project #: AA213091-654**

**SanAir ID#: 21045453**



NVLAP LAB CODE 200870-0

1551 Oakbridge Dr. Suite B | Powhatan, Virginia 23139-8061  
888.895.1177 | 804.897.1177 | fax: 804.897.0070 | [IAQ@SanAir.com](mailto:IAQ@SanAir.com) | [SanAir.com](http://SanAir.com)



SanAir ID Number

21045453

FINAL REPORT

8/31/2021 2:15:23 PM

**Name:** Environmental Consulting Group  
**Address:** 105 S. York Road, Suite 250  
Elmhurst, IL 60126  
**Phone:** 630-607-0060

**Project Number:** AA213091-654

**P.O. Number:**

**Project Name:** City Of Harvey

**Collected Date:** 8/24/2021

**Received Date:** 8/27/2021 9:25:00 AM

Dear Thad Ryniak,

We at SanAir would like to thank you for the work you recently submitted. The 10 sample(s) were received on Friday, August 27, 2021 via FedEx. The final report(s) is enclosed for the following sample(s): 01, 02, 03, 04, 05, 06, 07, 08, 09, 10.

These results only pertain to this job and should not be used in the interpretation of any other job. This report is only complete in its entirety. Refer to the listing below of the pages included in a complete final report.

Sincerely,

A handwritten signature in black ink that reads "Sandra Sobrino". The signature is fluid and cursive.

Sandra Sobrino  
Asbestos & Materials Laboratory Manager  
SanAir Technologies Laboratory

Final Report Includes:

- Cover Letter
- Analysis Pages
- Disclaimers and Additional Information

Sample conditions:

- 10 samples in Good condition.



SanAir ID Number

21045453

FINAL REPORT

8/31/2021 2:15:23 PM

**Name:** Environmental Consulting Group  
**Address:** 105 S. York Road, Suite 250  
Elmhurst, IL 60126  
**Phone:** 630-607-0060

**Project Number:** AA213091-654**P.O. Number:****Project Name:** City Of Harvey**Collected Date:** 8/24/2021**Received Date:** 8/27/2021 9:25:00 AM

Analyst: Moore, Brandi

**Asbestos Bulk PLM EPA 600/R-93/116**

SanAir ID / Description	Stereoscopic	Components		Asbestos Fibers
	Appearance	% Fibrous	% Non-fibrous	
01 / 21045453-001 Roof Shingle Exterior	Black Non-Fibrous Heterogeneous	15% Glass	85% Other	None Detected
02 / 21045453-002 Roof Tar Paper Exterior	Black Fibrous Homogeneous	75% Cellulose	25% Other	None Detected
03 / 21045453-003 Siding Shingle Exterior	Red Fibrous Heterogeneous	65% Cellulose	35% Other	None Detected
04 / 21045453-004 Siding Tar Paper Exterior	Black Fibrous Homogeneous	75% Cellulose	25% Other	None Detected
05 / 21045453-005 Drywall Wall Rear Entry	White Non-Fibrous Homogeneous	5% Cellulose	95% Other	None Detected
06 / 21045453-006 Drywall Compound Rear Entry	White Non-Fibrous Homogeneous		100% Other	None Detected
07 / 21045453-007 12x12 Floor Tile Kitchen	Various Non-Fibrous Homogeneous		100% Other	None Detected
08 / 21045453-008 Mastic Under 07 Kitchen	Yellow Non-Fibrous Homogeneous		100% Other	None Detected
09 / 21045453-009 Plaster Top Coat Living Room	White Non-Fibrous Homogeneous		100% Other	None Detected
10 / 21045453-010 Plaster Bottom Coat Living Room	Grey Non-Fibrous Homogeneous		100% Other	None Detected

Analyst: *Brandi Moore*Approved Signatory: *Johnathan Wilson*

Analysis Date: 8/31/2021

Date: 8/31/2021

## **Disclaimer**

This report is the sole property of the client named on the SanAir Technologies Laboratory chain-of-custody (COC). Results in the report are confidential information intended only for the use by the customer listed on the COC. Neither results nor reports will be discussed with or released to any third party without our client's written permission. The final report shall not be reproduced except in full without written approval of the laboratory to assure that parts of the report are not taken out of context. The information provided in this report applies only to the samples submitted and is relevant only for the date, time, and location of sampling. The accuracy of the results is dependent upon the client's sampling procedure and information provided to the laboratory by the client. SanAir assumes no responsibility for the sampling procedure and will provide evaluation reports based solely on the sample(s) in the condition in which they arrived at the laboratory and information provided by the client on the COC, such as: project number, project name, collection dates, po number, special instructions, samples collected by, sample numbers, sample identifications, sample type, selected analysis type, flow rate, total volume or area, and start stop times that may affect the validity of the results in this report. Samples were received in good condition unless otherwise noted on the report. SanAir assumes no responsibility or liability for the manner in which the results are used or interpreted. This report does not constitute and shall not be used to claim product certification, approval, or endorsement by NVLAP, NIST, or any other U.S. governmental agencies and may not be certified by every local, state, and federal regulatory agencies.

Samples are held for a period of 60 days. Fibers smaller than 5 microns cannot be seen with this method due to scope limitations.

For NY state samples, method EPA 600/M4-82-020 is performed.

### **NYELAP Disclaimer:**

Polarized- light microscopy is not consistently reliable in detecting asbestos in floor covering and similar non-friable organically bound materials. Quantitative transmission electron microscopy is currently the only method that can be used to determine if this material can be considered or treated as non-asbestos containing.

### **Asbestos Certifications**

NVLAP lab code 200870-0

City of Philadelphia: ALL-460

PA Department of Environmental Protection Number: 68-05397

California License Number: 2915

Colorado License Number: AL-23143

Connecticut License Number: PH-0105

Massachusetts License Number: AA000222

Maine License Number: LB-0075, LA-0084

New York ELAP lab ID: 11983

Rhode Island License Number: PCM00126, PLM00126, TEM00126

Texas Department of State Health Services License Number: 300440

Commonwealth of Virginia 3333000323

Washington State License Number: C989

West Virginia License Number: LT000616

Vermont License: AL166318

Louisiana Department of Environmental Quality: 212253, Cert 05088

Revision Date: 8/14/2020

Environmental Consulting Group, Inc.  
105 S. York St., Suite 250  
Elmhurst, IL 60126  
Phone: (630) 607-0060  
Fax: (630) 607-0650

# Asbestos Bulk Sampling Log and Chain of Custody Form

Page: 1 of 1

Project Name City of Oakley

Project Location 14355 Van Avenue, Oakley, IL

Date of Collection 8-24-21

ECG Project No. AA213041-054

## Chain of Custody Information

Inspector Taking Samples: Tad Ryman

Person Delivering at Lab and Time: Tad Ryman

Person Receiving at Lab and Time: \_\_\_\_\_

Turn Around: ☐ Immediate ☐ 6 Hrs ☐ 24 Hrs ☒ 48 Hrs ☐ 72 Hrs ☐ 96 Hrs

Analysis Requested: ☒ PLM ☐ TEM EPA NOB - EPA 600/R-93/116b ☐ Chatfield Method ☐ TEM Qualitative via Filtration Prep Technique

Report Results: ☒ E-mail: mschlegel@ecg.com ☐ Stop at 1st Positive: \_\_\_\_\_

Sample No.	HA	Material Description	Location Sampled
01	1	Asbestos roof shingles	ENTRANCE
02	2	Asbestos roof shingles	↓
03	3	Asbestos shingles	↓
04	4	Asbestos roof shingles	↓
05	5	Asbestos roof shingles	Asbestos roof
06	6	Asbestos roof shingles	↓
07	7	Asbestos roof shingles	Asbestos roof
08	8	Asbestos roof shingles	↓
09	9	Asbestos roof shingles	Asbestos roof
10	10	Asbestos roof shingles	↓

Comments:

TAO 8/27/21 9:25am

21045453

## **Appendix D**

### **XRF Documentation**



## Performance Characteristic Sheet

EFFECTIVE DATE: September 24, 2004

EDITION NO.: 1

### MANUFACTURER AND MODEL:

Make: Niton LLC

Tested Model: XLp 300

Source:  $^{109}\text{Cd}$ 

Note: This PCS is also applicable to the equivalent model variations indicated below, for the Lead-in-Paint K+L variable reading time mode, in the XLi and XLp series:

XLi 300A, XLi 301A, XLi 302A and XLi 303A.

XLp 300A, XLp 301A, XLp 302A and XLp 303A.

XLi 700A, XLi 701A, XLi 702A and XLi 703A.

XLp 700A, XLp 701A, XLp 702A, and XLp 703A.

Note: The XLi and XLp versions refer to the shape of the handle part of the instrument. The differences in the model numbers reflect other modes available, in addition to Lead-in-Paint modes. The manufacturer states that specifications for these instruments are identical for the source, detector, and detector electronics relative to the Lead-in-Paint mode.

## FIELD OPERATION GUIDANCE

### OPERATING PARAMETERS:

Lead-in-Paint K+L variable reading time mode.

### XRF CALIBRATION CHECK LIMITS:

0.8 to 1.2 mg/cm<sup>2</sup> (inclusive)

The calibration of the XRF instrument should be checked using the paint film nearest 1.0 mg/cm<sup>2</sup> in the NIST Standard Reference Material (SRM) used (e.g., for NIST SRM 2579, use the 1.02 mg/cm<sup>2</sup> film).

If readings are outside the acceptable calibration check range, follow the manufacturer's instructions to bring the instruments into control before XRF testing proceeds.

### SUBSTRATE CORRECTION:

For XRF results using Lead-in-Paint K+L variable reading time mode, substrate correction is not needed for:

Brick, Concrete, Drywall, Metal, Plaster, and Wood

### INCONCLUSIVE RANGE OR THRESHOLD:

K+L MODE READING DESCRIPTION	SUBSTRATE	THRESHOLD (mg/cm <sup>2</sup> )
Results not corrected for substrate bias on any substrate	Brick	1.0
	Concrete	1.0
	Drywall	1.0
	Metal	1.0
	Plaster	1.0
	Wood	1.0

## BACKGROUND INFORMATION

### EVALUATION DATA SOURCE AND DATE:

This sheet is supplemental information to be used in conjunction with Chapter 7 of the HUD *Guidelines for the Evaluation and Control of Lead-Based Paint Hazards in Housing* ("HUD Guidelines"). Performance parameters shown on this sheet are calculated from the EPA/HUD evaluation using archived building components. Testing was conducted in August 2004 on 133 testing combinations. The instruments that were used to perform the testing had new sources; one instrument's was installed in November 2003 with 40 mCi initial strength, and the other's was installed June 2004 with 40 mCi initial strength.

### OPERATING PARAMETERS:

Performance parameters shown in this sheet are applicable only when properly operating the instrument using the manufacturer's instructions and procedures described in Chapter 7 of the HUD Guidelines.

### SUBSTRATE CORRECTION VALUE COMPUTATION:

Substrate correction is not needed for brick, concrete, drywall, metal, plaster or wood when using Lead-in-Paint K+L variable reading time mode, the normal operating mode for these instruments. If substrate correction is desired, refer to Chapter 7 of the HUD Guidelines for guidance on correcting XRF results for substrate bias.

### EVALUATING THE QUALITY OF XRF TESTING:

Randomly select ten testing combinations for retesting from each house or from two randomly selected units in multifamily housing. Use the K+L variable time mode readings.

Conduct XRF retesting at the ten testing combinations selected for retesting.

Determine if the XRF testing in the units or house passed or failed the test by applying the steps below.

Compute the Retest Tolerance Limit by the following steps:

Determine XRF results for the original and retest XRF readings. Do not correct the original or retest results for substrate bias. In single-family housing a result is defined as the average of three readings. In multifamily housing, a result is a single reading. Therefore, there will be ten original and ten retest XRF results for each house or for the two selected units.

Calculate the average of the original XRF result and retest XRF result for each testing combination.

Square the average for each testing combination.

Add the ten squared averages together. Call this quantity C.

Multiply the number C by 0.0072. Call this quantity D.

Add the number 0.032 to D. Call this quantity E.

Take the square root of E. Call this quantity F.

Multiply F by 1.645. The result is the Retest Tolerance Limit.

Compute the average of all ten original XRF results.

Compute the average of all ten re-test XRF results.

Find the absolute difference of the two averages.

If the difference is less than the Retest Tolerance Limit, the inspection has passed the retest. If the difference of the overall averages equals or exceeds the Retest Tolerance Limit, this procedure should be repeated with ten new testing combinations. If the difference of the overall averages is equal to or greater than the Retest Tolerance Limit a second time, then the inspection should be considered deficient.

Use of this procedure is estimated to produce a spurious result approximately 1% of the time. That is, results of this procedure will call for further examination when no examination is warranted in approximately 1 out of 100 dwelling units tested.

#### TESTING TIMES:

For the Lead-in-Paint K+L variable reading time mode, the instrument continues to read until it is moved away from the testing surface, terminated by the user, or the instrument software indicates the reading is complete. The following table provides testing time information for this testing mode. The times have been adjusted for source decay, normalized to the initial source strengths as noted above. Source strength and type of substrate will affect actual testing times. At the time of testing, the instruments had source strengths of 26.6 and 36.6 mCi.

Testing Times Using K+L Reading Mode (Seconds)						
	All Data			Median for laboratory-measured lead levels (mg/cm <sup>2</sup> )		
Substrate	25 <sup>th</sup> Percentile	Median	75 <sup>th</sup> Percentile	Pb < 0.25	0.25 ≤ Pb < 1.0	1.0 ≤ Pb
Wood Drywall	4	11	19	11	15	11
Metal	4	12	18	9	12	14
Brick Concrete Plaster	8	16	22	15	18	16

#### CLASSIFICATION RESULTS:

XRF results are classified as positive if they are greater than or equal to the threshold, and negative if they are less than the threshold.

#### DOCUMENTATION:

A document titled *Methodology for XRF Performance Characteristic Sheets* provides an explanation of the statistical methodology used to construct the data in the sheets, and provides empirical results from using the recommended inconclusive ranges or thresholds for specific XRF instruments. For a copy of this document call the National Lead Information Center Clearinghouse at 1-800-424-LEAD.

This XRF Performance Characteristic Sheet was developed by the Midwest Research Institute (MRI) and QuanTech, Inc., under a contract between MRI and the XRF manufacturer. HUD has determined that the information provided here is acceptable when used as guidance in conjunction with Chapter 7, Lead-Based Paint Inspection, of HUD's *Guidelines for the Evaluation and Control of Lead-Based Paint Hazards in Housing*.

## **Appendix E**

### **Table II - Lead-Based Paint Testing Results Table**

**Table II: Lead-Based Paint Testing Results**

14933 Vail Avenue

Harvey, Illinois

	A	B	C	D	F	G	H	I	J	K	L	M	N
1	Reading No	Date and Time	Type	Duration	Floor	Side	Room	Component	Substrate	Condition	Color	Results	Lead Concentration (Mg/Cm <sup>2</sup> )
2	833	8/24/2021 11:03	Paint	4.7		B	OUTSIDE	WALL	CONCRETE	POOR	WHITE	Negative	0
3	834	8/24/2021 11:03	Paint	3.26		D	OUTSIDE	WALL	CONCRETE	POOR	WHITE	Negative	0
4	835	8/24/2021 11:03	Paint	3.27		C	OUTSIDE	WALL	CONCRETE	POOR	WHITE	Negative	0
5	836	8/24/2021 11:16	Paint	2.9		C	MAIN	WALL	CONCRETE	POOR	WHITE	Negative	0
6	837	8/24/2021 11:16	Paint	2.17		A	MAIN	WALL	CONCRETE	POOR	WHITE	Negative	0
7	838	8/24/2021 11:17	Paint	1.08		B	KITCHEN	DOOR FRAME	WOOD	POOR	WHITE	Negative	0
8	839	8/24/2021 11:17	Paint	1.45		B	KITCHEN	WALL	DRYWALL	POOR	WHITE	Negative	0
9	840	8/24/2021 11:17	Paint	2.17		B	KITCHEN	CEILING	DRYWALL	POOR	WHITE	Negative	0
10	841	8/24/2021 11:17	Paint	2.88		D	HALL	CEILING	DRYWALL	POOR	WHITE	Negative	0
11	842	8/24/2021 11:18	Paint	5.44		B	HALL	COLUMN	PLASTER	POOR	BLACK	Negative	0.09
12	843	8/24/2021 11:18	Paint	3.63		D	HALL	COLUMN	PLASTER	POOR	BLACK	Negative	0.13
13	844	8/24/2021 11:18	Paint	2.55		D	HALL	WALL	DRYWALL	POOR	BLACK	Negative	0.13



**E n v i r o n m e n t a l   C o n s u l t i n g   G r o u p ,   I n c .**

September 7, 2021

Mr. Timothy Williams  
City of Harvey  
15320 Broadway Avenue  
Harvey, Illinois 60436

Re:    **Asbestos and Lead-Based Paint Testing Report**  
      PIN #29-18-204-017-0000  
      15127 Wood Street  
      Harvey, Illinois

Dear Mr. Williams:

In response to your request, Environmental Consulting Group, Inc. (ECG) has completed testing of suspect asbestos-containing materials (ACMs) and lead-based painted (LBP) components. The samples were collected from the residence and garage located at 15127 Wood Street, in Harvey, Illinois. This residence and garage are scheduled for demolition. This report provides an executive summary, an outline of the scope-of-work, and analytical results for the materials tested.

**1.0 Executive Summary**

On August 25, 2021, ECG collected 17 samples of suspect asbestos-containing materials from the subject residence and garage. Also, during the inspection a total of 18 lead test points (readings) were obtained using an X-Ray Fluorescence (XRF) analyzer.

**The results of testing showed that the following building materials sampled are classified as ACMs:**

- **White duct tape on HVAC system – throughout residence**

**Below are the painted components that tested positive for lead-based paint during the inspection:**

- **All exterior painted wood - exterior**
- **All interior painted wood surfaces - interior**

## **2.0 Scope-of-Work**

The scope-of-work for this project included testing suspect ACMs and LBPs prior to demolition activities. ECG representative Mr. Thad Ryniak completed the sampling on August 25, 2021. Mr. Ryniak is an Illinois Department of Public Health-licensed Asbestos and Lead Risk Assessor.

ECG certifications are located in Appendix A.

## **3.0 Analytical Testing - Asbestos**

Samples were sent for analysis to SanAir Technologies Laboratory (SanAir), located in Powhatan, Virginia. SanAir is recognized under the National Voluntary Laboratory Accreditation Program (NVLAP) as Laboratory #20002946-0. All samples were analyzed by EPA 600/R-93/116 Method using Polarized Light Microscopy (PLM) methods with dispersion staining as described by the interim method of the determination of asbestos in the bulk insulation, Federal Register Volume 47, No 103, May 27, 1982. This is a standard method of analysis in optical mineralogy and the current specified method for the determination of asbestos in bulk samples in Appendix A, Subpart F, 40 CFR Part 763, Section 1.

During analysis, a suspect asbestos-containing material is immersed in a solution of known refractive index and subjected to illumination by polarized light. The characteristic color displays that result enable mineral identification. PLM is an Environmental Protection Agency (EPA)-recognized method for determining asbestos content in bulk samples.

#### **4.0 Inspection Results - Asbestos**

U.S. Environmental Protection Agency (EPA) defines asbestos-containing materials (ACMs) as those materials containing greater than 1% (>1%) asbestos by weight. It should be noted that similar materials may be located in areas concealed by floors, walls, chases, riser columns, etc., and that were otherwise inaccessible during the survey. Any homogeneous materials found in the residence similar to those listed as asbestos herein, must be handled as an ACM. Every attempt was made to thoroughly inspect for the presence of suspect ACM throughout the subject residence. Representative and random sampling was performed by ECG throughout the subject residence.

Any additional suspect ACM not specifically listed in this report should be assumed to contain asbestos until it can be sampled and analyzed prior to demolition, in accordance with applicable regulatory standards.

Table I in Appendix B summarizes the results of the asbestos testing. Analytical results and laboratory certifications are located in Appendix C.

#### **5.0 Analytical Testing – Lead-Based Paint**

A Niton XRF analyzer, model XLp300, was utilized to test building components for the presence of lead-based paint. The XRF utilizes a radioactive cadmium source to determine whether lead is present in a surface. During testing, the cadmium source releases a controlled gamma ray beam onto a surface and, by measuring the diffraction gradient of the reflected emissions, the XRF detector can determine whether or not lead is present in the surface material (e.g. paint). To ensure an accurate reading, the XRF was calibrated at the beginning and end of the inspection.

Required information regarding the XRF analyzer is located in Appendix D.



## **6.0 Inspection Results – Lead-Based Paint**

According to the Environmental Protection Agency (EPA), the definition of lead-based paint is paint with a composition that includes lead at a concentration greater than or equal to one milligram of lead per square centimeter (1.0 mg/cm<sup>2</sup>).

Table II in Appendix E summarizes the lead-based paint testing results. Condition of all painted surfaces tested is also included in Appendix E. Positive readings area highlighted in red.

## **7.0 Conclusions**

On August 25, 2021, ECG collected 17 samples of suspect asbestos-containing materials from the subject residence. Also, during the inspection a total of 18 lead test points (readings) were obtained using an X-Ray Fluorescence (XRF) analyzer.

**The results of testing showed that the following building materials sampled are classified as ACMs:**

- **White duct tape on HVAC system – throughout residence**


**Below are the painted components that tested positive for lead-based paint during the inspection:**

- **All exterior painted wood - exterior**
- **All interior painted wood surfaces - interior**

If you have any questions or comments, please contact our office.

Sincerely,

**ENVIRONMENTAL CONSULTING GROUP, INC.**

A handwritten signature in black ink, appearing to read "Thad Ryniak", written in a cursive style.

Thad Ryniak  
Project Manager

**Appendices**

Appendix A – ECG Certifications

Appendix B – Table I - Asbestos Bulk Sampling Results Table

Appendix C – Asbestos Analytical Results and Laboratory Certifications

Appendix D – XRF Documentation

Appendix E – Table II - Lead-Based Paint Testing Results Table

## **Appendix A**

### **ECG Certifications**



525-535 West Jefferson Street • Springfield, Illinois 62761-0001 • [www.dph.illinois.gov](http://www.dph.illinois.gov)

**THAD J RYNIAK**  
400 VILLAGE CIRCLE #302  
WILLOW SPRINGS, IL 60480

4/13/2021



ASBESTOS PROFESSIONAL LICENSE ID NUMBER: 09551

Enclosed is your Asbestos Professional License. Please note the expiration date on the card and in the image depicted below.

**COPY OF THE ASBESTOS PROFESSIONAL LICENSE**

Front of License

Back of License

 <b>ASBESTOS PROFESSIONAL LICENSE</b>			<b>ENDORSEMENTS</b>	<b>TC EXPIRES</b>
<b>ID NUMBER</b> 100 - 09551	<b>ISSUED</b> 4/13/2021	<b>EXPIRES</b> 05/15/2022	INSPECTOR	11/13/2021
<b>THAD J RYNIAK</b> 400 VILLAGE CIRCLE #302 WILLOW SPRINGS, IL 60480 Environmental Health			PROJECT MANAGER AIR SAMPLING PROFESSIONAL	11/14/2021
			<b>Alteration of this license shall result in legal action</b> This license issued under authority of the State of Illinois Department of Public Health This license is valid only when accompanied by a valid training course certificate.	

If you have any questions or need further assistance, contact the Asbestos Program at (217)782-3517 or fax (217)785-5897.

Our WEB address is: [dph.illinois.gov/topics-services/environmental-health-protection/asbestos](http://dph.illinois.gov/topics-services/environmental-health-protection/asbestos)  
EMAIL Address: [dph.asbestos@illinois.gov](mailto:dph.asbestos@illinois.gov)

2020



OCCUPATIONAL TRAINING & SUPPLY, INC.  
7233 S. Adams Street | Willowbrook, IL 60527 | (630) 655-3900 | [www.otssafety.com](http://www.otssafety.com)

# Asbestos Building Inspector Refresher

Occupational Training & Supply, Inc. certifies that

**Thad Ryniak**

has successfully completed the Asbestos Building Inspector Refresher course and has passed the competency exam with a minimum score of 70%. The course is accredited by the Illinois Department of Public Health and Indiana Department of Environmental Management for purposes of accreditation in accordance with EPA 40 CFR 763, Asbestos Hazard Emergency response Act (AHERA) and TSCA Title II.

Course Date: 11/13/2020

Exam Date: 11/13/2020

Expiration Date: 11/13/2021

Certificate Number: BIR2011132441

Kathy DeSalvo, Director



525-535 West Jefferson Street • Springfield, Illinois 62761-0001 • [www.dph.illinois.gov](http://www.dph.illinois.gov)

1/13/2021

LICENSE NUMBER: 011252

Thad J Ryniak  
400 Village Cir., Apt #302  
Willow Springs, IL 60480

### LICENSE APPROVED

IDPH recently received and reviewed your application for lead licensure. Your qualifications have been reviewed and found that you meet the requirements set forth by the Lead Poisoning Prevention Code, Section 845.125. Therefore, your application for lead licensure is now complete. Enclosed please find your lead license card. Please have this identification card with you at all times while conducting lead abatement activities.

IDPH has updated its 7 – Day Notice of Commencement effective immediately. The revised document can be identified by its 9/16 revision date on the bottom left corner. Please discontinue using the old form and begin using the new form as soon as possible. The revised form is located in the same web address that the old form was located (<http://www.dph.illinois.gov/sites/default/files/forms/7-day-notice-leadabatement-mitigation-project-091916.pdf>).



**PROTECTING HEALTH, IMPROVING LIVES**  
*Nationally Accredited by PHAB*



# Environmental Management Institute

5610 Crawfordsville Road, Suite 15, Indianapolis, Indiana 46224-3714

317/248-4848 • 800/488-8842 • FAX 317/248-4846  
www.spea.iupui.edu/Envtl\_mgmt

This confirms that

## Thad Ryniak

400 Village Circle #302  
Willow Springs, IL 60480

Completed the 8 Instructional Hour Refresher Course

**Lead Risk Assessor**

Course Date  
July 24, 2019

and Successfully Passed the Examination  
July 24, 2019

Joan B. Ketterman  
Training Manager

Jack E. Leonard  
Instructor

Certificate: LRAR- 3006

Approved by: Illinois Department of Public Health (Expires 3 years from exam date)  
Indiana State Department of Health (Expires 3 years from exam date)  
U.S. Environmental Protection Agency

## **Appendix B**

### **Table I - Asbestos Bulk Sampling Results Table**





**Table I - Asbestos Results Summary Table**

City of Harvey  
15127 Wood Street  
Harvey, Illinois

Sample ID	Material Sampled	Location	% Asbestos
1	Black roof shingle	Exterior	None Detected
2	Black roof tar paper	Exterior	None Detected
3	Brown siding shingle	Exterior	None Detected
4	Black siding tar paper	Exterior	None Detected
5	White drywall wall	Bedroom	None Detected
6	White drywall compound	Bedroom	None Detected
7	White plaster top coat	Dining room	None Detected
8	Gray plaster bottom coat	Dining room	None Detected
9	Black floor tar paper	Basement stairs	None Detected
10	1'x1' white ceiling tile	Living room	None Detected
11	12"x12" beige floor tile	Kitchen	None Detected
12	Yellow mastic under #11	Kitchen	None Detected
13	Brown roof shingle	Garage	None Detected
14	Brown roof tar paper	Garage	None Detected



Prepared by: ECG

**Table I - Asbestos Results Summary Table**

City of Harvey  
15127 Wood Street  
Harvey, Illinois

Sample ID	Material Sampled	Location	% Asbestos
15	White duct tape on HVAC system	Basement	<b>85% Chrysotile</b>
16	Brown sheet flooring	2nd floor	None Detected

## **Appendix C**

### **Asbestos Analytical Results and Laboratory Certifications**



**The Identification Specialists**

Analysis Report  
prepared for  
Environmental Consulting Group

**Report Date: 8/31/2021**

**Project Name: City Of Harvey**

**Project #: AA213091-654**

**SanAir ID#: 21045441**



NVLAP LAB CODE 200870-0

1551 Oakbridge Dr. Suite B | Powhatan, Virginia 23139-8061  
888.895.1177 | 804.897.1177 | fax: 804.897.0070 | [IAQ@SanAir.com](mailto:IAQ@SanAir.com) | [SanAir.com](http://SanAir.com)



SanAir ID Number

21045441

FINAL REPORT

8/31/2021 1:49:29 PM

**Name:** Environmental Consulting Group  
**Address:** 105 S. York Road, Suite 250  
Elmhurst, IL 60126  
**Phone:** 630-607-0060

**Project Number:** AA213091-654  
**P.O. Number:**  
**Project Name:** City Of Harvey  
**Collected Date:** 8/25/2021  
**Received Date:** 8/27/2021 9:25:00 AM

Dear Thad Ryniak,

We at SanAir would like to thank you for the work you recently submitted. The 17 sample(s) were received on Friday, August 27, 2021 via FedEx. The final report(s) is enclosed for the following sample(s): 01, 02, 03, 04, 05, 06, 07, 08, 09, 10, 11, 12, 13, 14, 15, 16, 17.

These results only pertain to this job and should not be used in the interpretation of any other job. This report is only complete in its entirety. Refer to the listing below of the pages included in a complete final report.

Sincerely,

A handwritten signature in black ink that reads "Sandra Sobrino". The signature is fluid and cursive, with the first name "Sandra" being more prominent than the last name "Sobrino".

Sandra Sobrino  
Asbestos & Materials Laboratory Manager  
SanAir Technologies Laboratory

Final Report Includes:

- Cover Letter
- Analysis Pages
- Disclaimers and Additional Information

Sample conditions:

- 17 samples in Good condition.



SanAir ID Number

21045441

FINAL REPORT

8/31/2021 1:49:29 PM

**Name:** Environmental Consulting Group  
**Address:** 105 S. York Road, Suite 250  
Elmhurst, IL 60126  
**Phone:** 630-607-0060

**Project Number:** AA213091-654**P.O. Number:****Project Name:** City Of Harvey**Collected Date:** 8/25/2021**Received Date:** 8/27/2021 9:25:00 AM

Analyst: Vaughan, Nathaniel

**Asbestos Bulk PLM EPA 600/R-93/116**

SanAir ID / Description	Stereoscopic	Components		Asbestos Fibers
	Appearance	% Fibrous	% Non-fibrous	
01 / 21045441-001 Roof Shingle Exterior	White Non-Fibrous Heterogeneous		100% Other	None Detected
02 / 21045441-002 Roof Tar Paper Exterior	Black Fibrous Homogeneous	85% Cellulose	15% Other	None Detected
03 / 21045441-003 Siding Shingle Exterior	Black Fibrous Homogeneous	65% Cellulose	35% Other	None Detected
04 / 21045441-004 Siding Tar Paper Exterior	Black Fibrous Homogeneous	85% Cellulose	15% Other	None Detected
05 / 21045441-005 Drywall Wall Bedroom	White Non-Fibrous Homogeneous	10% Cellulose	90% Other	None Detected
06 / 21045441-006 Drywall Compound Bedroom	White Non-Fibrous Homogeneous		100% Other	None Detected
07 / 21045441-007 Plaster Top Coat Dining Room	Brown Non-Fibrous Homogeneous		100% Other	None Detected
08 / 21045441-008 Plaster Bottom Coat Dining Room	White Non-Fibrous Homogeneous		100% Other	None Detected
09 / 21045441-009 Floor Tar Paper Basement Stairs	Brown Fibrous Homogeneous	75% Cellulose	25% Other	None Detected
10 / 21045441-010 1x1 Ceiling Tile Living Room	White Fibrous Homogeneous	95% Cellulose	5% Other	None Detected

Analyst:

Approved Signatory:

Analysis Date: 8/31/2021

Date: 8/31/2021



SanAir ID Number

21045441

FINAL REPORT

8/31/2021 1:49:29 PM

**Name:** Environmental Consulting Group  
**Address:** 105 S. York Road, Suite 250  
Elmhurst, IL 60126  
**Phone:** 630-607-0060

**Project Number:** AA213091-654**P.O. Number:****Project Name:** City Of Harvey**Collected Date:** 8/25/2021**Received Date:** 8/27/2021 9:25:00 AM

Analyst: Vaughan, Nathaniel

**Asbestos Bulk PLM EPA 600/R-93/116**

SanAir ID / Description	Stereoscopic	Components		Asbestos Fibers
	Appearance	% Fibrous	% Non-fibrous	
11 / 21045441-011 12x12 Floor Tile Kitchen	Beige Non-Fibrous Homogeneous		100% Other	None Detected
12 / 21045441-012 Mastic Under #11 Kitchen	Yellow Non-Fibrous Homogeneous		100% Other	None Detected
13 / 21045441-013 Roof Shingle Garage	Various Fibrous Homogeneous	85% Cellulose	15% Other	None Detected
14 / 21045441-014 Roof Tar Paper Garage	Black Fibrous Homogeneous	85% Cellulose	15% Other	None Detected
15 / 21045441-015 Duct Tape On HVAC Basement	White Fibrous Homogeneous		15% Other	85% Chrysotile
16 / 21045441-016 Sheet Floor 2nd Floor	Brown Non-Fibrous Heterogeneous	40% Cellulose	60% Other	None Detected
17 / 21045441-017 Tar Paper Under 16 2nd Floor	Black Fibrous Homogeneous	85% Cellulose	15% Other	None Detected

Analyst:

Approved Signatory:

Analysis Date: 8/31/2021

Date: 8/31/2021

## **Disclaimer**

This report is the sole property of the client named on the SanAir Technologies Laboratory chain-of-custody (COC). Results in the report are confidential information intended only for the use by the customer listed on the COC. Neither results nor reports will be discussed with or released to any third party without our client's written permission. The final report shall not be reproduced except in full without written approval of the laboratory to assure that parts of the report are not taken out of context. The information provided in this report applies only to the samples submitted and is relevant only for the date, time, and location of sampling. The accuracy of the results is dependent upon the client's sampling procedure and information provided to the laboratory by the client. SanAir assumes no responsibility for the sampling procedure and will provide evaluation reports based solely on the sample(s) in the condition in which they arrived at the laboratory and information provided by the client on the COC, such as: project number, project name, collection dates, po number, special instructions, samples collected by, sample numbers, sample identifications, sample type, selected analysis type, flow rate, total volume or area, and start stop times that may affect the validity of the results in this report. Samples were received in good condition unless otherwise noted on the report. SanAir assumes no responsibility or liability for the manner in which the results are used or interpreted. This report does not constitute and shall not be used to claim product certification, approval, or endorsement by NVLAP, NIST, or any other U.S. governmental agencies and may not be certified by every local, state, and federal regulatory agencies.

Samples are held for a period of 60 days. Fibers smaller than 5 microns cannot be seen with this method due to scope limitations.

For NY state samples, method EPA 600/M4-82-020 is performed.

### **NYELAP Disclaimer:**

Polarized- light microscopy is not consistently reliable in detecting asbestos in floor covering and similar non-friable organically bound materials. Quantitative transmission electron microscopy is currently the only method that can be used to determine if this material can be considered or treated as non-asbestos containing.

### **Asbestos Certifications**

NVLAP lab code 200870-0

City of Philadelphia: ALL-460

PA Department of Environmental Protection Number: 68-05397

California License Number: 2915

Colorado License Number: AL-23143

Connecticut License Number: PH-0105

Massachusetts License Number: AA000222

Maine License Number: LB-0075, LA-0084

New York ELAP lab ID: 11983

Rhode Island License Number: PCM00126, PLM00126, TEM00126

Texas Department of State Health Services License Number: 300440

Commonwealth of Virginia 3333000323

Washington State License Number: C989

West Virginia License Number: LT000616

Vermont License: AL166318

Louisiana Department of Environmental Quality: 212253, Cert 05088

Revision Date: 8/14/2020



2045441

Environmental Consulting Group, Inc.  
105 S. York St., Suite 250  
Elmhurst, IL 60126  
Phone: (630) 607-0060  
Fax: (630) 607-0650



## Asbestos Bulk Sampling Log and Chain of Custody Form

Page: 1 of 1

Project Name: CITY OF HARVEY  
 Project Location: 5127 WOOD ST, HARVEY, TEXAS  
 Date of Collection: 8.25.21  
 ECG Project No.: AA213091-454

Turn Around: ☐ Immediate ☐ 6 Hrs ☐ 24 Hrs ☒ 48 Hrs ☐ 72 Hrs ☐ 96 Hrs

Analysis Requested: ☒ PLM ☐ TEM EPA NOB - EPA 600/R-93/116b ☐ Chatfield Method ☐ TEM Qualitative via Filtration Prep Technique

Report Results: ☒ E-mail: mschleyer@ecg.com ☐ Stop at 1st Positive: \_\_\_\_\_

**Chain of Custody Information**

Inspector Taking Samples: TRAP BY JAM  
 Person Delivering at Lab and Time: TRAP BY JAM  
 Person Receiving at Lab and Time: JAD 8/27/21 9:25am

Sample No.	HA	Material Description	Location Sampled
01		BLACK ROOF SHINGLE	EXTENSION
02	1	1" x 6" TAR PAPER	
03	2	BROWN SIDING SHINGLE	
04	4	BLACK SIDING TAR PAPER	
05	5	WHITE OLYMPIAN WALL	BEDROOM
06	6	BLACK 1" x 6" COMPOUND	
07	7	1" x 6" PLASTER TOP COAT	DINING ROOM
08	8	GRAY 1" x 6" BOTTOM	
09	9	BLACK FLOOR TAR PAPER	BASEMENT STAIRS
10	10	1" x 1" WHITE SIDING SHINGLE	LIVING ROOM
11	11	1" x 1" BEIGE FLOOR TILE	KITCHEN
12	12	YELLOW MASTIC UNDER #11	
13	13	BLACK ROOF SHINGLE	CARAGE
14	14	1" x 6" TAR PAPER	

Comments: \_\_\_\_\_

Environmental Consulting Group, Inc.  
105 S. York St., Suite 250  
Elmhurst, IL 60126  
Phone: (630) 607-0060  
Fax: (630) 607-0650



# Asbestos Bulk Sampling Log and Chain of Custody Form

Page: 2 of 2

Project Name: CITY OF TARRANT  
Project Location: 15127 WOOD ST  
Date of Collection: 07-25-21  
ECG Project No.: A4213091634

[illegible]

Comments:

CAF 8/27/21 9:25am

United States Department of Commerce  
National Institute of Standards and Technology



---

**Certificate of Accreditation to ISO/IEC 17025:2017**

---

NVLAP LAB CODE: 200870-0

**SanAir Technologies Laboratory, Inc.**  
Powhatan, VA

*is accredited by the National Voluntary Laboratory Accreditation Program for specific services,  
listed on the Scope of Accreditation, for:*

**Asbestos Fiber Analysis**

*This laboratory is accredited in accordance with the recognized International Standard ISO/IEC 17025:2017.  
This accreditation demonstrates technical competence for a defined scope and the operation of a laboratory quality  
management system (refer to joint ISO-ILAC-IAF Communique dated January 2009).*

---

2021-04-01 through 2022-03-31

*Effective Dates*



---

*Tara S. Haman*  
For the National Voluntary Laboratory Accreditation Program

**SCOPE OF ACCREDITATION TO ISO/IEC 17025:2017**

**SanAir Technologies Laboratory, Inc.**

1551 Oakbridge Drive

Suite B

Powhatan, VA 23139

Ms. Sandra Sobrino

Phone: 804-897-1177 Fax: 804-897-0070

Email: [ssobrino@sanair.com](mailto:ssobrino@sanair.com)

<http://www.sanair.com>

**ASBESTOS FIBER ANALYSIS**

**NVLAP LAB CODE 200870-0**

**Bulk Asbestos Analysis**

**Code**

**Description**

18/A01

EPA -- 40 CFR Appendix E to Subpart E of Part 763, Interim Method of the Determination of Asbestos in Bulk Insulation Samples

18/A03

EPA 600/R-93/116: Method for the Determination of Asbestos in Bulk Building Materials


**Airborne Asbestos Analysis**

**Code**

**Description**

18/A02

U.S. EPA's "Interim Transmission Electron Microscopy Analytical Methods-Mandatory and Nonmandatory-and Mandatory Section to Determine Completion of Response Actions" as found in 40 CFR, Part 763, Subpart E, Appendix A.



*For the National Voluntary Laboratory Accreditation Program*

## **Appendix D**

### **XRF Documentation**

## Performance Characteristic Sheet

EFFECTIVE DATE: September 24, 2004

EDITION NO.: 1

### MANUFACTURER AND MODEL:

Make: Niton LLC

Tested Model: XLp 300

Source:  $^{109}\text{Cd}$ 

Note: This PCS is also applicable to the equivalent model variations indicated below, for the Lead-in-Paint K+L variable reading time mode, in the XLi and XLp series:

XLi 300A, XLi 301A, XLi 302A and XLi 303A.

XLp 300A, XLp 301A, XLp 302A and XLp 303A.

XLi 700A, XLi 701A, XLi 702A and XLi 703A.

XLp 700A, XLp 701A, XLp 702A, and XLp 703A.

Note: The XLi and XLp versions refer to the shape of the handle part of the instrument. The differences in the model numbers reflect other modes available, in addition to Lead-in-Paint modes. The manufacturer states that specifications for these instruments are identical for the source, detector, and detector electronics relative to the Lead-in-Paint mode.

## FIELD OPERATION GUIDANCE

### OPERATING PARAMETERS:

Lead-in-Paint K+L variable reading time mode.

### XRF CALIBRATION CHECK LIMITS:

0.8 to 1.2 mg/cm<sup>2</sup> (inclusive)

The calibration of the XRF instrument should be checked using the paint film nearest 1.0 mg/cm<sup>2</sup> in the NIST Standard Reference Material (SRM) used (e.g., for NIST SRM 2579, use the 1.02 mg/cm<sup>2</sup> film).

If readings are outside the acceptable calibration check range, follow the manufacturer's instructions to bring the instruments into control before XRF testing proceeds.

### SUBSTRATE CORRECTION:

For XRF results using Lead-in-Paint K+L variable reading time mode, substrate correction is not needed for:

Brick, Concrete, Drywall, Metal, Plaster, and Wood

### INCONCLUSIVE RANGE OR THRESHOLD:

K+L MODE READING DESCRIPTION	SUBSTRATE	THRESHOLD (mg/cm <sup>2</sup> )
Results not corrected for substrate bias on any substrate	Brick	1.0
	Concrete	1.0
	Drywall	1.0
	Metal	1.0
	Plaster	1.0
	Wood	1.0

## BACKGROUND INFORMATION

### EVALUATION DATA SOURCE AND DATE:

This sheet is supplemental information to be used in conjunction with Chapter 7 of the HUD *Guidelines for the Evaluation and Control of Lead-Based Paint Hazards in Housing* ("HUD Guidelines"). Performance parameters shown on this sheet are calculated from the EPA/HUD evaluation using archived building components. Testing was conducted in August 2004 on 133 testing combinations. The instruments that were used to perform the testing had new sources; one instrument's was installed in November 2003 with 40 mCi initial strength, and the other's was installed June 2004 with 40 mCi initial strength.

### OPERATING PARAMETERS:

Performance parameters shown in this sheet are applicable only when properly operating the instrument using the manufacturer's instructions and procedures described in Chapter 7 of the HUD Guidelines.

### SUBSTRATE CORRECTION VALUE COMPUTATION:

Substrate correction is not needed for brick, concrete, drywall, metal, plaster or wood when using Lead-in-Paint K+L variable reading time mode, the normal operating mode for these instruments. If substrate correction is desired, refer to Chapter 7 of the HUD Guidelines for guidance on correcting XRF results for substrate bias.

### EVALUATING THE QUALITY OF XRF TESTING:

Randomly select ten testing combinations for retesting from each house or from two randomly selected units in multifamily housing. Use the K+L variable time mode readings.

Conduct XRF retesting at the ten testing combinations selected for retesting.

Determine if the XRF testing in the units or house passed or failed the test by applying the steps below.

Compute the Retest Tolerance Limit by the following steps:

Determine XRF results for the original and retest XRF readings. Do not correct the original or retest results for substrate bias. In single-family housing a result is defined as the average of three readings. In multifamily housing, a result is a single reading. Therefore, there will be ten original and ten retest XRF results for each house or for the two selected units.

Calculate the average of the original XRF result and retest XRF result for each testing combination.

Square the average for each testing combination.

Add the ten squared averages together. Call this quantity C.

Multiply the number C by 0.0072. Call this quantity D.

Add the number 0.032 to D. Call this quantity E.

Take the square root of E. Call this quantity F.

Multiply F by 1.645. The result is the Retest Tolerance Limit.

Compute the average of all ten original XRF results.

Compute the average of all ten re-test XRF results.

Find the absolute difference of the two averages.

If the difference is less than the Retest Tolerance Limit, the inspection has passed the retest. If the difference of the overall averages equals or exceeds the Retest Tolerance Limit, this procedure should be repeated with ten new testing combinations. If the difference of the overall averages is equal to or greater than the Retest Tolerance Limit a second time, then the inspection should be considered deficient.

Use of this procedure is estimated to produce a spurious result approximately 1% of the time. That is, results of this procedure will call for further examination when no examination is warranted in approximately 1 out of 100 dwelling units tested.

#### TESTING TIMES:

For the Lead-in-Paint K+L variable reading time mode, the instrument continues to read until it is moved away from the testing surface, terminated by the user, or the instrument software indicates the reading is complete. The following table provides testing time information for this testing mode. The times have been adjusted for source decay, normalized to the initial source strengths as noted above. Source strength and type of substrate will affect actual testing times. At the time of testing, the instruments had source strengths of 26.6 and 36.6 mCi.

Testing Times Using K+L Reading Mode (Seconds)						
	All Data			Median for laboratory-measured lead levels (mg/cm <sup>2</sup> )		
Substrate	25 <sup>th</sup> Percentile	Median	75 <sup>th</sup> Percentile	Pb < 0.25	0.25 ≤ Pb < 1.0	1.0 ≤ Pb
Wood Drywall	4	11	19	11	15	11
Metal	4	12	18	9	12	14
Brick Concrete Plaster	8	16	22	15	18	16

#### CLASSIFICATION RESULTS:

XRF results are classified as positive if they are greater than or equal to the threshold, and negative if they are less than the threshold.

#### DOCUMENTATION:

A document titled *Methodology for XRF Performance Characteristic Sheets* provides an explanation of the statistical methodology used to construct the data in the sheets, and provides empirical results from using the recommended inconclusive ranges or thresholds for specific XRF instruments. For a copy of this document call the National Lead Information Center Clearinghouse at 1-800-424-LEAD.

This XRF Performance Characteristic Sheet was developed by the Midwest Research Institute (MRI) and QuanTech, Inc., under a contract between MRI and the XRF manufacturer. HUD has determined that the information provided here is acceptable when used as guidance in conjunction with Chapter 7, Lead-Based Paint Inspection, of HUD's *Guidelines for the Evaluation and Control of Lead-Based Paint Hazards in Housing*.



## **Appendix E**

### **Table II - Lead-Based Paint Testing Results Table**

**Table II: Lead-Based Paint Testing Results**

15127 Wood Street

Harvey, Illinois

	A	B	C	D	F	G	H	I	J	K	L	M	N
1	Reading No	Date and Time	Type	Duration	Floor	Side	Room	Component	Substrate	Condition	Color	Results	Lead Concentration (Mg/Cm <sup>2</sup> )
2	912	8/25/2021 13:29	Paint	1.09	FIRST	C	OUTSIDE	DOOR FRAME	WOOD	INTACT	WHITE	Negative	0
3	913	8/25/2021 13:30	Paint	1.08	FIRST	C	OUTSIDE	DOOR FRAME	WOOD	INTACT	WHITE	Negative	0.6
4	914	8/25/2021 13:30	Paint	3.28	FIRST	C	OUTSIDE	DOOR FRAME	WOOD	INTACT	WHITE	Positive	1.3
5	915	8/25/2021 13:30	Paint	1.82	FIRST	C	OUTSIDE	DOOR JAMB	WOOD	INTACT	WHITE	Positive	1.5
6	916	8/25/2021 13:30	Paint	1.45	FIRST	D	OUTSIDE	SIDING	WOOD	POOR	WHITE	Positive	1.6
7	917	8/25/2021 13:31	Paint	3.27	FIRST	D	KITCHEN	WALL	DRYWALL	POOR	WHITE	Negative	0
8	918	8/25/2021 13:31	Paint	2.54	FIRST	D	KITCHEN	CEILING	DRYWALL	POOR	WHITE	Negative	0
9	919	8/25/2021 13:31	Paint	3.24	FIRST	D	KITCHEN	WINDOW FRAME	DRYWALL	POOR	WHITE	Positive	2.3
10	920	8/25/2021 13:31	Paint	3.26	FIRST	D	KITCHEN	WINDOW SILL	DRYWALL	POOR	WHITE	Negative	0.4
11	921	8/25/2021 13:32	Paint	3.25	FIRST	A	KITCHEN	DOOR FRAME	WOOD	POOR	WHITE	Positive	2.2
12	922	8/25/2021 13:32	Paint	3.99	FIRST	A	DINING ROOM	CEILING	DRYWALL	POOR	WHITE	Negative	0
13	923	8/25/2021 13:33	Paint	3.26	FIRST	A	DINING ROOM	WALL	DRYWALL	POOR	WHITE	Negative	0
14	924	8/25/2021 13:33	Paint	1.8	FIRST	C	DINING ROOM	CEILING	PLASTER	POOR	WHITE	Negative	0
15	925	8/25/2021 13:33	Paint	2.89	FIRST	C	DINING ROOM	BASEBOARD	WOOD	POOR	WHITE	Positive	2.7
16	926	8/25/2021 13:34	Paint	2.17	SECOND	C	BEDROOM 2	CEILING	DRYWALL	POOR	WHITE	Negative	0
17	927	8/25/2021 13:34	Paint	2.89	SECOND	C	BEDROOM 2	WALL	DRYWALL	POOR	WHITE	Negative	0



E n v i r o n m e n t a l   C o n s u l t i n g   G r o u p ,   I n c .

September 7, 2021

Mr. Timothy Williams  
City of Harvey  
15320 Broadway Avenue  
Harvey, Illinois 60436

Re:    **Asbestos and Lead-Based Paint Testing Report**  
      PIN #29-17-105-012-0000  
      15127 Turlington Avenue  
      Harvey, Illinois

Dear Mr. Williams:

In response to your request, Environmental Consulting Group, Inc. (ECG) visited the site on August 25, 2021, to complete testing of suspect asbestos-containing materials (ACMs) and lead-based painted (LBP) components. After arrival on-site, the residence is no longer in existence. This property is currently a vacant lot. No testing was completed since there was no residence to conduct the testing.

## **2.0 Scope-of-Work**


The scope-of-work for this project included testing suspect ACMs and LBPs prior to demolition activities. ECG representative Mr. Thad Ryniak completed the site visit on August 25, 2021. Mr. Ryniak is an Illinois Department of Public Health-licensed Asbestos and Lead Risk Assessor.

ECG certifications are located in Appendix A.

If you have any questions or comments, please contact our office.

Sincerely,

**ENVIRONMENTAL CONSULTING GROUP, INC.**

A handwritten signature in black ink, appearing to read "Thad Ryniak", written in a cursive style.

Thad Ryniak  
Project Manager

## **Appendices**

Appendix A – ECG Certifications

## **Appendix A**

### **ECG Certifications**



525-535 West Jefferson Street • Springfield, Illinois 62761-0001 • [www.dph.illinois.gov](http://www.dph.illinois.gov)

**THAD J RYNIAK**  
400 VILLAGE CIRCLE #302  
WILLOW SPRINGS, IL 60480

4/13/2021



ASBESTOS PROFESSIONAL LICENSE ID NUMBER: 09551

Enclosed is your Asbestos Professional License. Please note the expiration date on the card and in the image depicted below.

**COPY OF THE ASBESTOS PROFESSIONAL LICENSE**

Front of License

Back of License

 <b>ASBESTOS PROFESSIONAL LICENSE</b>			<b>ENDORSEMENTS</b>	<b>TC EXPIRES</b>
<b>ID NUMBER</b> 100 - 09551	<b>ISSUED</b> 4/13/2021	<b>EXPIRES</b> 05/15/2022	INSPECTOR	11/13/2021
<b>THAD J RYNIAK</b> 400 VILLAGE CIRCLE #302 WILLOW SPRINGS, IL 60480 Environmental Health			PROJECT MANAGER AIR SAMPLING PROFESSIONAL	11/14/2021
			<b>Alteration of this license shall result in legal action</b> This license issued under authority of the State of Illinois Department of Public Health This license is valid only when accompanied by a valid training course certificate.	

If you have any questions or need further assistance, contact the Asbestos Program at (217)782-3517 or fax (217)785-5897.

Our WEB address is: [dph.illinois.gov/topics-services/environmental-health-protection/asbestos](http://dph.illinois.gov/topics-services/environmental-health-protection/asbestos)  
EMAIL Address: [dph.asbestos@illinois.gov](mailto:dph.asbestos@illinois.gov)

2020



OCCUPATIONAL TRAINING & SUPPLY, INC.  
7233 S. Adams Street | Willowbrook, IL 60527 | (630) 655-3900 | [www.otssafety.com](http://www.otssafety.com)

# Asbestos Building Inspector Refresher

Occupational Training & Supply, Inc. certifies that

**Thad Ryniak**

has successfully completed the Asbestos Building Inspector Refresher course and has passed the competency exam with a minimum score of 70%. The course is accredited by the Illinois Department of Public Health and Indiana Department of Environmental Management for purposes of accreditation in accordance with EPA 40 CFR 763, Asbestos Hazard Emergency response Act (AHERA) and TSCA Title II.

Course Date: 11/13/2020

Exam Date: 11/13/2020

Expiration Date: 11/13/2021

Certificate Number: BIR2011132441

Kathy DeSalvo, Director



525-535 West Jefferson Street • Springfield, Illinois 62761-0001 • [www.dph.illinois.gov](http://www.dph.illinois.gov)

1/13/2021

LICENSE NUMBER: 011252

Thad J Ryniak  
400 Village Cir., Apt #302  
Willow Springs, IL 60480

### LICENSE APPROVED

IDPH recently received and reviewed your application for lead licensure. Your qualifications have been reviewed and found that you meet the requirements set forth by the Lead Poisoning Prevention Code, Section 845.125. Therefore, your application for lead licensure is now complete. Enclosed please find your lead license card. Please have this identification card with you at all times while conducting lead abatement activities.

IDPH has updated its 7 – Day Notice of Commencement effective immediately. The revised document can be identified by its 9/16 revision date on the bottom left corner. Please discontinue using the old form and begin using the new form as soon as possible. The revised form is located in the same web address that the old form was located (<http://www.dph.illinois.gov/sites/default/files/forms/7-day-notice-leadabatement-mitigation-project-091916.pdf>).



**PROTECTING HEALTH, IMPROVING LIVES**  
*Nationally Accredited by PHAB*





# Environmental Management Institute

5610 Crawfordsville Road, Suite 15, Indianapolis, Indiana 46224-3714

317/248-4848 • 800/488-8842 • FAX 317/248-4846  
[www.spea.iupui.edu/Envtl\\_mgmt](http://www.spea.iupui.edu/Envtl_mgmt)

This confirms that

**Thad Ryniak**

400 Village Circle #302  
Willow Springs, IL 60480

Completed the 8 Instructional Hour Refresher Course

**Lead Risk Assessor**

Course Date  
July 24, 2019

and Successfully Passed the Examination  
July 24, 2019

Joan B. Ketterman  
Training Manager

Jack E. Leonard  
Instructor

Certificate: LRAR- 3006

Approved by: Illinois Department of Public Health (Expires 3 years from exam date)  
Indiana State Department of Health (Expires 3 years from exam date)  
U.S. Environmental Protection Agency



E n v i r o n m e n t a l   C o n s u l t i n g   G r o u p ,   I n c .

September 7, 2021

Mr. Timothy Williams  
City of Harvey  
15320 Broadway Avenue  
Harvey, Illinois 60436

Re:    **Asbestos and Lead-Based Paint Testing Report**  
      PIN #29-17-110-032-0000  
      15230 Turlington Avenue  
      Harvey, Illinois

Dear Mr. Williams:

In response to your request, Environmental Consulting Group, Inc. (ECG) has completed testing of suspect asbestos-containing materials (ACMs) and lead-based painted (LBP) components. The samples were collected from the residence located at 15230 Turlington Avenue, in Harvey, Illinois. This residence scheduled for demolition. This report provides an executive summary, an outline of the scope-of-work, and analytical results for the materials tested.

**1.0 Executive Summary**

On August 25, 2021, ECG collected 25 samples of suspect asbestos-containing materials from the subject residence. Also, during the inspection a total of 25 lead test points (readings) were obtained using an X-Ray Fluorescence (XRF) analyzer.

**The results of testing showed that the following building materials sampled are classified as ACMs:**

- **Gray exterior transite siding**
- **Duct tape on HVAC**
- **9"x9" brown floor tile – living room**
- **12"x12" green floor tile – 2<sup>nd</sup> floor bedroom**

The following list summarizes the visible, accessible materials confirmed to contain less than (<1%) asbestos at the subject building:

- **Plaster topcoat – 2<sup>nd</sup> floor**
- **Black mastic under the 9"x9" brown floor tile – living room**

The U.S. Environmental Protection Agency (EPA) defines asbestos-containing materials (ACMs) as those materials containing greater than 1% asbestos by weight. Samples containing less than 1% asbestos are not considered regulated ACMs by the EPA regulations, but would still be regulated by some portions of the OSHA Asbestos Construction Industry standard 29 CFR 1926.1101 including but not limited to:

Use of specified work practice controls when dealing with the materials.

- Use of "competent persons" when managing the materials.
- Completion of employee exposure monitoring to determine if employees are exposed to asbestos above the "permissible exposure limit (PEL)"
- Reporting employee exposure monitoring results to employees
- Record keeping with regards to employee exposure levels

**Below is the painted component that tested positive for lead-based paint during the inspection:**

- **White wood siding – exterior**
- **White wood door frame – rear porch**
- **White wood baseboard, doors, and door frames – bedrooms 1 and 2**

## **2.0 Scope-of-Work**

The scope-of-work for this project included testing suspect ACMs and LBPs prior to demolition activities. ECG representative Mr. Thad Ryniak completed the sampling on August 25, 2021. Mr. Ryniak is an Illinois Department of Public Health-licensed Asbestos and Lead Risk Assessor.

ECG certifications are located in Appendix A.

## **3.0 Analytical Testing - Asbestos**

Samples were sent for analysis to SanAir Technologies Laboratory (SanAir), located in Powhatan, Virginia. SanAir is recognized under the National Voluntary Laboratory Accreditation Program (NVLAP) as Laboratory #20002946-0. All samples were analyzed by EPA 600/R-93/116 Method using Polarized Light Microscopy (PLM) methods with dispersion staining as described by the interim method of the determination of asbestos in the bulk insulation, Federal Register Volume 47, No 103, May 27, 1982. This is a standard method of analysis in optical mineralogy and the current specified method for the determination of asbestos in bulk samples in Appendix A, Subpart F, 40 CFR Part 763, Section 1.

During analysis, a suspect asbestos-containing material is immersed in a solution of known refractive index and subjected to illumination by polarized light. The characteristic color displays that result enable mineral identification. PLM is an Environmental Protection Agency (EPA)-recognized method for determining asbestos content in bulk samples.

## **4.0 Inspection Results - Asbestos**

U.S. Environmental Protection Agency (EPA) defines asbestos-containing materials (ACMs) as those materials containing greater than 1% (>1%) asbestos by weight. It should be noted that similar materials may be located in areas concealed by floors, walls, chases, riser columns, etc., and that were otherwise inaccessible during the survey. Any homogeneous materials found in the residence similar to those listed as asbestos herein, must be handled as an ACM. Every attempt was made to thoroughly inspect for the presence of suspect ACM throughout the subject residence. Representative and random sampling was performed by ECG throughout the subject residence.

Any additional suspect ACM not specifically listed in this report should be assumed to contain asbestos until it can be sampled and analyzed prior to demolition, in accordance with applicable regulatory standards.

Table I in Appendix B summarizes the results of the asbestos testing. Analytical results and laboratory certifications are located in Appendix C.

### **5.0 Analytical Testing – Lead-Based Paint**

A Niton XRF analyzer, model XLp300, was utilized to test building components for the presence of lead-based paint. The XRF utilizes a radioactive cadmium source to determine whether lead is present in a surface. During testing, the cadmium source releases a controlled gamma ray beam onto a surface and, by measuring the diffraction gradient of the reflected emissions, the XRF detector can determine whether or not lead is present in the surface material (e.g. paint). To ensure an accurate reading, the XRF was calibrated at the beginning and end of the inspection.

Required information regarding the XRF analyzer is located in Appendix D.

### **6.0 Inspection Results – Lead-Based Paint**

According to the Environmental Protection Agency (EPA), the definition of lead-based paint is paint with a composition that includes lead at a concentration greater than or equal to one milligram of lead per square centimeter (1.0 mg/cm<sup>2</sup>).

Table II in Appendix E summarizes the lead-based paint testing results. Condition of all painted surfaces tested is also included in Appendix E. Positive readings area highlighted in red.

### **7.0 Conclusions**

On August 25, 2021, ECG collected 25 samples of suspect asbestos-containing materials from the subject residence. Also, during the inspection a total of 25 lead test points (readings) were obtained using an X-Ray Fluorescence (XRF) analyzer.

**The results of testing showed that the following building materials sampled are classified as ACMs:**

- **Gray exterior transite siding**
- **Duct tape on HVAC**
- **9"x9" brown floor tile – living room**
- **12"x12" green floor tile – 2<sup>nd</sup> floor bedroom**

The following list summarizes the visible, accessible materials confirmed to contain less than (<1%) asbestos at the subject building:

- **Plaster topcoat – 2<sup>nd</sup> floor**
- **Black mastic under the 9”x9” brown floor tile – living room**

The U.S. Environmental Protection Agency (EPA) defines asbestos-containing materials (ACMs) as those materials containing greater than 1% asbestos by weight. Samples containing less than 1% asbestos are not considered regulated ACMs by the EPA regulations, but would still be regulated by some portions of the OSHA Asbestos Construction Industry standard 29 CFR 1926.1101 including but not limited to:


**Below is the painted component that tested positive for lead-based paint during the inspection:**

- **White wood siding – exterior**
- **White wood door frame – rear porch**
- **White wood baseboard, doors, and door frames – bedrooms 1 and 2**

If you have any questions or comments, please contact our office.

Sincerely,

**ENVIRONMENTAL CONSULTING GROUP, INC.**



Thad Ryniak  
Project Manager

**Appendices**

Appendix A – ECG Certifications

Appendix B – Table I - Asbestos Bulk Sampling Results Table

Appendix C – Asbestos Analytical Results and Laboratory Certifications

Appendix D – XRF Documentation

Appendix E – Table II - Lead-Based Paint Testing Results Table

## **Appendix A**

### **ECG Certifications**



525-535 West Jefferson Street • Springfield, Illinois 62761-0001 • [www.dph.illinois.gov](http://www.dph.illinois.gov)

**THAD J RYNIAK**  
400 VILLAGE CIRCLE #302  
WILLOW SPRINGS, IL 60480

4/13/2021



ASBESTOS PROFESSIONAL LICENSE ID NUMBER: 09551

Enclosed is your Asbestos Professional License. Please note the expiration date on the card and in the image depicted below.

**COPY OF THE ASBESTOS PROFESSIONAL LICENSE**

Front of License

Back of License

 <b>ASBESTOS PROFESSIONAL LICENSE</b>			<b>ENDORSEMENTS</b>	<b>TC EXPIRES</b>
<b>ID NUMBER</b> 100 - 09551	<b>ISSUED</b> 4/13/2021	<b>EXPIRES</b> 05/15/2022	INSPECTOR	11/13/2021
<b>THAD J RYNIAK</b> 400 VILLAGE CIRCLE #302 WILLOW SPRINGS, IL 60480 Environmental Health			PROJECT MANAGER AIR SAMPLING PROFESSIONAL	11/14/2021
			<b>Alteration of this license shall result in legal action</b> This license issued under authority of the State of Illinois Department of Public Health This license is valid only when accompanied by a valid training course certificate.	

If you have any questions or need further assistance, contact the Asbestos Program at (217)782-3517 or fax (217)785-5897.

Our WEB address is: [dph.illinois.gov/topics-services/environmental-health-protection/asbestos](http://dph.illinois.gov/topics-services/environmental-health-protection/asbestos)  
EMAIL Address: [dph.asbestos@illinois.gov](mailto:dph.asbestos@illinois.gov)



2020



OCCUPATIONAL TRAINING & SUPPLY, INC.  
7233 S. Adams Street | Willowbrook, IL 60527 | (630) 655-3900 | [www.otssafety.com](http://www.otssafety.com)

# Asbestos Building Inspector Refresher

Occupational Training & Supply, Inc. certifies that

**Thad Ryniak**

has successfully completed the Asbestos Building Inspector Refresher course and has passed the competency exam with a minimum score of 70%. The course is accredited by the Illinois Department of Public Health and Indiana Department of Environmental Management for purposes of accreditation in accordance with EPA 40 CFR 763, Asbestos Hazard Emergency response Act (AHERA) and TSCA Title II.

Course Date: 11/13/2020

Exam Date: 11/13/2020

Expiration Date: 11/13/2021

Certificate Number: BIR2011132441

Kathy DeSalvo, Director



525-535 West Jefferson Street • Springfield, Illinois 62761-0001 • [www.dph.illinois.gov](http://www.dph.illinois.gov)

1/13/2021

LICENSE NUMBER: 011252

Thad J Ryniak  
400 Village Cir., Apt #302  
Willow Springs, IL 60480

### LICENSE APPROVED

IDPH recently received and reviewed your application for lead licensure. Your qualifications have been reviewed and found that you meet the requirements set forth by the Lead Poisoning Prevention Code, Section 845.125. Therefore, your application for lead licensure is now complete. Enclosed please find your lead license card. Please have this identification card with you at all times while conducting lead abatement activities.

IDPH has updated its 7 – Day Notice of Commencement effective immediately. The revised document can be identified by its 9/16 revision date on the bottom left corner. Please discontinue using the old form and begin using the new form as soon as possible. The revised form is located in the same web address that the old form was located (<http://www.dph.illinois.gov/sites/default/files/forms/7-day-notice-leadabatement-mitigation-project-091916.pdf>).



**PROTECTING HEALTH, IMPROVING LIVES**  
*Nationally Accredited by PHAB*



# Environmental Management Institute

5610 Crawfordsville Road, Suite 15, Indianapolis, Indiana 46224-3714

317/248-4848 • 800/488-8842 • FAX 317/248-4846  
www.spea.iupui.edu/Envtl\_mgmt

This confirms that

**Thad Ryniak**

400 Village Circle #302  
Willow Springs, IL 60480

Completed the 8 Instructional Hour Refresher Course

**Lead Risk Assessor**

Course Date  
July 24, 2019

and Successfully Passed the Examination  
July 24, 2019

Joan B. Ketterman  
Training Manager

Jack E. Leonard  
Instructor

Certificate: LRAR- 3006

Approved by: Illinois Department of Public Health (Expires 3 years from exam date)  
Indiana State Department of Health (Expires 3 years from exam date)  
U.S. Environmental Protection Agency

## **Appendix B**

### **Table I - Asbestos Bulk Sampling Results Table**



**Table I - Asbestos Results Summary Table**

City of Harvey  
15230 Turlington Avenue  
Harvey, Illinois

Sample ID	Material Sampled	Location	% Asbestos
1	Gray roof shingle	Exterior	None Detected
2	Black roof tar paper	Exterior	None Detected
3	Gray transite siding	Exterior	<b>15% Chrysotile</b>
4	Black siding tar paper	Exterior	None Detected
5	White drywall wall	Kitchen	None Detected
6	White drywall compound	Kitchen	None Detected
7	12"x12" brown floor tile	Rear entry	None Detected
8	12"x12" white floor tile	Rear entry	None Detected
9	12"x12" white floor tile	Kitchen	None Detected
10	Yellow mastic under #07	Rear entry	None Detected
11	Yellow mastic under #08	Rear entry	None Detected
12	Yellow mastic under #09	Kitchen	None Detected
13	White duct tape on HVAC system	Basement	<b>55% Chrysotile</b>
14	White plaster top coat	2nd floor bathroom	None Detected



**Table I - Asbestos Results Summary Table**

City of Harvey  
15230 Turlington Avenue  
Harvey, Illinois

Sample ID	Material Sampled	Location	% Asbestos
14	White plaster top coat	2nd floor bathroom	<b>&lt;1% Chrysotile</b>
15	Gray plaster bottom coat	2nd floor bathroom	None Detected
16	White textured drywall wall	Living room	None Detected
16	White textured drywall wall	Living room	None Detected
17	9"x9" brown floor tile	Living room	<b>5% Chrysotile</b>
18	Black mastic under #17	Living room	<b>&lt;1% Chrysotile</b>
19	12"x12" layered floor tile	2nd floor bedroom	<b>3% Chrysotile</b>
19	12"x12" layered floor tile	2nd floor bedroom	None Detected
19	12"x12" layered floor tile	2nd floor bedroom	None Detected
20	Black tar paper under #19	2nd floor bedroom	None Detected
20	Brown tar paper under #19	2nd floor bedroom	None Detected

## **Appendix C**

### **Asbestos Analytical Results and Laboratory Certifications**



**The Identification Specialists**

Analysis Report  
prepared for  
Environmental Consulting Group

**Report Date: 8/31/2021**

**Project Name: City Of Harvey**

**Project #: AA213091-654**

**SanAir ID#: 21045446**



NVLAP LAB CODE 200870-0

1551 Oakbridge Dr. Suite B | Powhatan, Virginia 23139-8061  
888.895.1177 | 804.897.1177 | fax: 804.897.0070 | [IAQ@SanAir.com](mailto:IAQ@SanAir.com) | [SanAir.com](http://SanAir.com)





SanAir ID Number

21045446

FINAL REPORT

8/31/2021 4:24:40 PM

**Name:** Environmental Consulting Group  
**Address:** 105 S. York Road, Suite 250  
Elmhurst, IL 60126  
**Phone:** 630-607-0060

**Project Number:** AA213091-654

**P.O. Number:**

**Project Name:** City Of Harvey

**Collected Date:** 8/25/2021

**Received Date:** 8/27/2021 9:25:00 AM

Dear Thad Ryniak,

We at SanAir would like to thank you for the work you recently submitted. The 20 sample(s) were received on Friday, August 27, 2021 via FedEx. The final report(s) is enclosed for the following sample(s): 01, 02, 03, 04, 05, 06, 07, 08, 09, 10, 11, 12, 13, 14, 15, 16, 17, 18, 19, 20.

These results only pertain to this job and should not be used in the interpretation of any other job. This report is only complete in its entirety. Refer to the listing below of the pages included in a complete final report.

Sincerely,

A handwritten signature in black ink that reads "Sandra Sobrino". The signature is fluid and cursive.

Sandra Sobrino  
Asbestos & Materials Laboratory Manager  
SanAir Technologies Laboratory

Final Report Includes:

- Cover Letter
- Analysis Pages
- Disclaimers and Additional Information

Sample conditions:

- 20 samples in Good condition.



SanAir ID Number

21045446

FINAL REPORT

8/31/2021 4:24:40 PM

**Name:** Environmental Consulting Group  
**Address:** 105 S. York Road, Suite 250  
Elmhurst, IL 60126  
**Phone:** 630-607-0060

**Project Number:** AA213091-654**P.O. Number:****Project Name:** City Of Harvey**Collected Date:** 8/25/2021**Received Date:** 8/27/2021 9:25:00 AM

Analyst: Roseblock, Mary

**Asbestos Bulk PLM EPA 600/R-93/116**

SanAir ID / Description	Stereoscopic	Components		Asbestos Fibers
	Appearance	% Fibrous	% Non-fibrous	
01 / 21045446-001 Roof Shingle Exterior	Gray Non-Fibrous Heterogeneous	20% Glass	80% Other	None Detected
02 / 21045446-002 Roof Tar Paper	Black Fibrous Heterogeneous	65% Cellulose	35% Other	None Detected
03 / 21045446-003 Transite Siding Exterior	Gray Non-Fibrous Homogeneous		85% Other	15% Chrysotile
04 / 21045446-004 Siding Tar Paper Exterior	Black Fibrous Heterogeneous	65% Cellulose	35% Other	None Detected
05 / 21045446-005 Drywall Wall Kitchen	White Non-Fibrous Homogeneous	5% Cellulose	95% Other	None Detected
06 / 21045446-006 Drywall Compound Kitchen	White Non-Fibrous Homogeneous		100% Other	None Detected
07 / 21045446-007 12x12 Floor Tile Rear Entry	Brown Non-Fibrous Homogeneous		100% Other	None Detected
08 / 21045446-008 12x12 Floor Tile Rear Entry	White Non-Fibrous Homogeneous		100% Other	None Detected
09 / 21045446-009 12x12 Floor Tile Kitchen	White Non-Fibrous Homogeneous		100% Other	None Detected
10 / 21045446-010 Mastic Under 07 Rear Entry	Yellow Non-Fibrous Homogeneous		100% Other	None Detected

Analyst: *Mary E. Roseblock*Approved Signatory: *[Signature]*

Analysis Date: 8/31/2021

Date: 8/31/2021



SanAir ID Number

21045446

FINAL REPORT

8/31/2021 4:24:40 PM

**Name:** Environmental Consulting Group  
**Address:** 105 S. York Road, Suite 250  
Elmhurst, IL 60126  
**Phone:** 630-607-0060

**Project Number:** AA213091-654**P.O. Number:****Project Name:** City Of Harvey**Collected Date:** 8/25/2021**Received Date:** 8/27/2021 9:25:00 AM

Analyst: Roseblock, Mary

**Asbestos Bulk PLM EPA 600/R-93/116**

SanAir ID / Description	Stereoscopic	Components		Asbestos Fibers
	Appearance	% Fibrous	% Non-fibrous	
11 / 21045446-011 Mastic Under 08 Rear Entry	Yellow Non-Fibrous Homogeneous		100% Other	None Detected
12 / 21045446-012 Mastic Under 09 Kitchen	Yellow Non-Fibrous Homogeneous		100% Other	None Detected
13 / 21045446-013 Duct Tape On HVAC Basement	White Fibrous Homogeneous	30% Cellulose	15% Other	55% Chrysotile
14 / 21045446-014 Plaster Top Coat 2nd Floor Bathroom, Skim Coat	White Non-Fibrous Homogeneous		100% Other	None Detected
14 / 21045446-014 Plaster Top Coat 2nd Floor Bathroom, Texture	Various Non-Fibrous Homogeneous		100% Other	< 1% Chrysotile
15 / 21045446-015 Plaster Bottom Coat 2nd Floor Bathroom	Gray Non-Fibrous Homogeneous		100% Other	None Detected
16 / 21045446-016 Textured Drywall Living Room, Drywall	White Non-Fibrous Homogeneous	5% Cellulose	95% Other	None Detected
16 / 21045446-016 Textured Drywall Living Room, Texture	White Non-Fibrous Homogeneous		100% Other	None Detected
17 / 21045446-017 9x9 Floor Tile Living Room	Brown Non-Fibrous Homogeneous		95% Other	5% Chrysotile
18 / 21045446-018 Mastic Under Sample 17 Living Room	Black Non-Fibrous Heterogeneous		100% Other	< 1% Chrysotile

Analyst: *Mary E. Roseblock*Approved Signatory: *[Signature]*

Analysis Date: 8/31/2021

Date: 8/31/2021



SanAir ID Number

21045446

FINAL REPORT

8/31/2021 4:24:40 PM

**Name:** Environmental Consulting Group  
**Address:** 105 S. York Road, Suite 250  
Elmhurst, IL 60126  
**Phone:** 630-607-0060

**Project Number:** AA213091-654**P.O. Number:****Project Name:** City Of Harvey**Collected Date:** 8/25/2021**Received Date:** 8/27/2021 9:25:00 AM

Analyst: Roseblock, Mary

**Asbestos Bulk PLM EPA 600/R-93/116**

SanAir ID / Description	Stereoscopic	Components		Asbestos Fibers
	Appearance	% Fibrous	% Non-fibrous	
19 / 21045446-019 12x12 Layered Floor Tile 2nd Floor Bedroom, Floor Tile	Green Non-Fibrous Homogeneous		97% Other	3% Chrysotile
19 / 21045446-019 12x12 Layered Floor Tile 2nd Floor Bedroom, Mastic	Yellow Non-Fibrous Homogeneous		100% Other	None Detected
19 / 21045446-019 12x12 Layered Floor Tile 2nd Floor Bedroom, Floor Tile	Aqua Non-Fibrous Homogeneous	30% Cellulose	70% Other	None Detected
20 / 21045446-020 Tar Paper Under Sample 19 2nd Floor Bedroom, Tar Paper	Black Fibrous Homogeneous	65% Cellulose	35% Other	None Detected
20 / 21045446-020 Tar Paper Under Sample 19 2nd Floor Bedroom, Mastic	Brown Non-Fibrous Homogeneous		100% Other	None Detected

Analyst: *Mary E. Roseblock*

Approved Signatory:

Analysis Date: 8/31/2021

Date: 8/31/2021

## **Disclaimer**

This report is the sole property of the client named on the SanAir Technologies Laboratory chain-of-custody (COC). Results in the report are confidential information intended only for the use by the customer listed on the COC. Neither results nor reports will be discussed with or released to any third party without our client's written permission. The final report shall not be reproduced except in full without written approval of the laboratory to assure that parts of the report are not taken out of context. The information provided in this report applies only to the samples submitted and is relevant only for the date, time, and location of sampling. The accuracy of the results is dependent upon the client's sampling procedure and information provided to the laboratory by the client. SanAir assumes no responsibility for the sampling procedure and will provide evaluation reports based solely on the sample(s) in the condition in which they arrived at the laboratory and information provided by the client on the COC, such as: project number, project name, collection dates, po number, special instructions, samples collected by, sample numbers, sample identifications, sample type, selected analysis type, flow rate, total volume or area, and start stop times that may affect the validity of the results in this report. Samples were received in good condition unless otherwise noted on the report. SanAir assumes no responsibility or liability for the manner in which the results are used or interpreted. This report does not constitute and shall not be used to claim product certification, approval, or endorsement by NVLAP, NIST, or any other U.S. governmental agencies and may not be certified by every local, state, and federal regulatory agencies.

Samples are held for a period of 60 days. Fibers smaller than 5 microns cannot be seen with this method due to scope limitations.

For NY state samples, method EPA 600/M4-82-020 is performed.

### **NYELAP Disclaimer:**

Polarized- light microscopy is not consistently reliable in detecting asbestos in floor covering and similar non-friable organically bound materials. Quantitative transmission electron microscopy is currently the only method that can be used to determine if this material can be considered or treated as non-asbestos containing.

### **Asbestos Certifications**

NVLAP lab code 200870-0

City of Philadelphia: ALL-460

PA Department of Environmental Protection Number: 68-05397

California License Number: 2915

Colorado License Number: AL-23143

Connecticut License Number: PH-0105

Massachusetts License Number: AA000222

Maine License Number: LB-0075, LA-0084

New York ELAP lab ID: 11983

Rhode Island License Number: PCM00126, PLM00126, TEM00126

Texas Department of State Health Services License Number: 300440

Commonwealth of Virginia 3333000323

Washington State License Number: C989

West Virginia License Number: LT000616

Vermont License: AL166318

Louisiana Department of Environmental Quality: 212253, Cert 05088

Revision Date: 8/14/2020

21045446

Environmental Consulting Group, Inc.  
 105 S. York St., Suite 250  
 Elmhurst, IL 60126  
 Phone: (630) 607-0060  
 Fax: (630) 607-0650

# Asbestos Bulk Sampling Log and Chain of Custody Form

Page: 1 of 1

Project Name: CITY OF HARVEY  
 Project Location: 15990 TULINGWOOD AVE, HARVEY, IL  
 Date of Collection: 8-25-21  
 ECG Project No.: DA190911-654

Turn Around: ☐ Immediate ☐ 6 Hrs ☐ 24 Hrs ☒ 48 Hrs ☐ 72 Hrs ☐ 96 Hrs

Analysis Requested: ☒ PLM ☐ TEM EPA NOB - EPA 600/R-93/116b ☐ Chatfield Method ☐ TEM Qualitative via Filtration Prep Technique

Report Results: ☒ E-mail: mschleifer@ecgenviro.com ☐ Stop at 1st Positive: \_\_\_\_\_

**Chain of Custody Information**  
 Inspector Taking Samples: THAD AYDAN  
 Person Delivering at Lab and Time: \_\_\_\_\_  
 Person Receiving at Lab and Time: \_\_\_\_\_

Sample No.	HA	Material Description	Location Sampled
01	1	GRAY ROOF SHINGLE	EXTENSION
02	2	BRICK & TAR PAPER	
03	3	GRAY TRAYSIDE CEMENT	
04	4	GRAY SIDING TAR PAPER	
05	5	WHITE, OXYGENATE WALL	KITCHEN
06	6	WHITE CEMENT	
07	7	1" x 12" BRICK FLOOR TILE	KITCHEN
08	8	WHITE	
09	9	WHITE	KITCHEN
10	10	YELLOW MASONRY UNDER ST	KITCHEN
11	11		
12	12		KITCHEN
13	13	WHITE DUCT TAPE ON TUB	BATHROOM

Comments: \_\_\_\_\_

JAN 8/27/21 9:25am



United States Department of Commerce  
National Institute of Standards and Technology



---

## Certificate of Accreditation to ISO/IEC 17025:2017

---

NVLAP LAB CODE: 200870-0

**SanAir Technologies Laboratory, Inc.**  
Powhatan, VA

*is accredited by the National Voluntary Laboratory Accreditation Program for specific services,  
listed on the Scope of Accreditation, for:*

### **Asbestos Fiber Analysis**

*This laboratory is accredited in accordance with the recognized International Standard ISO/IEC 17025:2017.  
This accreditation demonstrates technical competence for a defined scope and the operation of a laboratory quality  
management system (refer to joint ISO-ILAC-IAF Communique dated January 2009).*

---

2021-04-01 through 2022-03-31

*Effective Dates*



---

*Tara S. Haman*  
For the National Voluntary Laboratory Accreditation Program



**SCOPE OF ACCREDITATION TO ISO/IEC 17025:2017**

**SanAir Technologies Laboratory, Inc.**

1551 Oakbridge Drive

Suite B

Powhatan, VA 23139

Ms. Sandra Sobrino

Phone: 804-897-1177 Fax: 804-897-0070

Email: [ssobrino@sanair.com](mailto:ssobrino@sanair.com)

<http://www.sanair.com>

**ASBESTOS FIBER ANALYSIS**

**NVLAP LAB CODE 200870-0**

**Bulk Asbestos Analysis**

**Code**

**Description**

18/A01

EPA -- 40 CFR Appendix E to Subpart E of Part 763, Interim Method of the Determination of Asbestos in Bulk Insulation Samples

18/A03

EPA 600/R-93/116: Method for the Determination of Asbestos in Bulk Building Materials


**Airborne Asbestos Analysis**

**Code**

**Description**

18/A02

U.S. EPA's "Interim Transmission Electron Microscopy Analytical Methods-Mandatory and Nonmandatory-and Mandatory Section to Determine Completion of Response Actions" as found in 40 CFR, Part 763, Subpart E, Appendix A.



*For the National Voluntary Laboratory Accreditation Program*

## **Appendix D**

### **XRF Documentation**

## Performance Characteristic Sheet

EFFECTIVE DATE: September 24, 2004

EDITION NO.: 1

### MANUFACTURER AND MODEL:

Make: Niton LLC

Tested Model: XLp 300

Source:  $^{109}\text{Cd}$ 

Note: This PCS is also applicable to the equivalent model variations indicated below, for the Lead-in-Paint K+L variable reading time mode, in the XLi and XLp series:

XLi 300A, XLi 301A, XLi 302A and XLi 303A.

XLp 300A, XLp 301A, XLp 302A and XLp 303A.

XLi 700A, XLi 701A, XLi 702A and XLi 703A.

XLp 700A, XLp 701A, XLp 702A, and XLp 703A.

Note: The XLi and XLp versions refer to the shape of the handle part of the instrument. The differences in the model numbers reflect other modes available, in addition to Lead-in-Paint modes. The manufacturer states that specifications for these instruments are identical for the source, detector, and detector electronics relative to the Lead-in-Paint mode.

## FIELD OPERATION GUIDANCE

### OPERATING PARAMETERS:

Lead-in-Paint K+L variable reading time mode.

### XRF CALIBRATION CHECK LIMITS:

0.8 to 1.2 mg/cm<sup>2</sup> (inclusive)

The calibration of the XRF instrument should be checked using the paint film nearest 1.0 mg/cm<sup>2</sup> in the NIST Standard Reference Material (SRM) used (e.g., for NIST SRM 2579, use the 1.02 mg/cm<sup>2</sup> film).

If readings are outside the acceptable calibration check range, follow the manufacturer's instructions to bring the instruments into control before XRF testing proceeds.

### SUBSTRATE CORRECTION:

For XRF results using Lead-in-Paint K+L variable reading time mode, substrate correction is not needed for:

Brick, Concrete, Drywall, Metal, Plaster, and Wood

### INCONCLUSIVE RANGE OR THRESHOLD:

K+L MODE READING DESCRIPTION	SUBSTRATE	THRESHOLD (mg/cm <sup>2</sup> )
Results not corrected for substrate bias on any substrate	Brick	1.0
	Concrete	1.0
	Drywall	1.0
	Metal	1.0
	Plaster	1.0
	Wood	1.0

## BACKGROUND INFORMATION

### EVALUATION DATA SOURCE AND DATE:

This sheet is supplemental information to be used in conjunction with Chapter 7 of the HUD *Guidelines for the Evaluation and Control of Lead-Based Paint Hazards in Housing* ("HUD Guidelines"). Performance parameters shown on this sheet are calculated from the EPA/HUD evaluation using archived building components. Testing was conducted in August 2004 on 133 testing combinations. The instruments that were used to perform the testing had new sources; one instrument's was installed in November 2003 with 40 mCi initial strength, and the other's was installed June 2004 with 40 mCi initial strength.

### OPERATING PARAMETERS:

Performance parameters shown in this sheet are applicable only when properly operating the instrument using the manufacturer's instructions and procedures described in Chapter 7 of the HUD Guidelines.

### SUBSTRATE CORRECTION VALUE COMPUTATION:

Substrate correction is not needed for brick, concrete, drywall, metal, plaster or wood when using Lead-in-Paint K+L variable reading time mode, the normal operating mode for these instruments. If substrate correction is desired, refer to Chapter 7 of the HUD Guidelines for guidance on correcting XRF results for substrate bias.

### EVALUATING THE QUALITY OF XRF TESTING:

Randomly select ten testing combinations for retesting from each house or from two randomly selected units in multifamily housing. Use the K+L variable time mode readings.

Conduct XRF retesting at the ten testing combinations selected for retesting.

Determine if the XRF testing in the units or house passed or failed the test by applying the steps below.

Compute the Retest Tolerance Limit by the following steps:

Determine XRF results for the original and retest XRF readings. Do not correct the original or retest results for substrate bias. In single-family housing a result is defined as the average of three readings. In multifamily housing, a result is a single reading. Therefore, there will be ten original and ten retest XRF results for each house or for the two selected units.

Calculate the average of the original XRF result and retest XRF result for each testing combination.

Square the average for each testing combination.

Add the ten squared averages together. Call this quantity C.

Multiply the number C by 0.0072. Call this quantity D.

Add the number 0.032 to D. Call this quantity E.

Take the square root of E. Call this quantity F.

Multiply F by 1.645. The result is the Retest Tolerance Limit.

Compute the average of all ten original XRF results.

Compute the average of all ten re-test XRF results.

Find the absolute difference of the two averages.

If the difference is less than the Retest Tolerance Limit, the inspection has passed the retest. If the difference of the overall averages equals or exceeds the Retest Tolerance Limit, this procedure should be repeated with ten new testing combinations. If the difference of the overall averages is equal to or greater than the Retest Tolerance Limit a second time, then the inspection should be considered deficient.

Use of this procedure is estimated to produce a spurious result approximately 1% of the time. That is, results of this procedure will call for further examination when no examination is warranted in approximately 1 out of 100 dwelling units tested.

#### TESTING TIMES:

For the Lead-in-Paint K+L variable reading time mode, the instrument continues to read until it is moved away from the testing surface, terminated by the user, or the instrument software indicates the reading is complete. The following table provides testing time information for this testing mode. The times have been adjusted for source decay, normalized to the initial source strengths as noted above. Source strength and type of substrate will affect actual testing times. At the time of testing, the instruments had source strengths of 26.6 and 36.6 mCi.

Testing Times Using K+L Reading Mode (Seconds)						
	All Data			Median for laboratory-measured lead levels (mg/cm <sup>2</sup> )		
Substrate	25 <sup>th</sup> Percentile	Median	75 <sup>th</sup> Percentile	Pb < 0.25	0.25 ≤ Pb < 1.0	1.0 ≤ Pb
Wood Drywall	4	11	19	11	15	11
Metal	4	12	18	9	12	14
Brick Concrete Plaster	8	16	22	15	18	16

#### CLASSIFICATION RESULTS:

XRF results are classified as positive if they are greater than or equal to the threshold, and negative if they are less than the threshold.

#### DOCUMENTATION:

A document titled *Methodology for XRF Performance Characteristic Sheets* provides an explanation of the statistical methodology used to construct the data in the sheets, and provides empirical results from using the recommended inconclusive ranges or thresholds for specific XRF instruments. For a copy of this document call the National Lead Information Center Clearinghouse at 1-800-424-LEAD.

This XRF Performance Characteristic Sheet was developed by the Midwest Research Institute (MRI) and QuanTech, Inc., under a contract between MRI and the XRF manufacturer. HUD has determined that the information provided here is acceptable when used as guidance in conjunction with Chapter 7, Lead-Based Paint Inspection, of HUD's *Guidelines for the Evaluation and Control of Lead-Based Paint Hazards in Housing*.

## **Appendix E**

### **Table II - Lead-Based Paint Testing Results Table**

**Table II: Lead-Based Paint Testing Results**

15230 Turlington Avenue

Harvey, Illinois

	A	B	C	D	F	G	H	I	J	K	L	M	N
	Reading No	Date and Time	Type	Duration	Floor	Side	Room	Component	Substrate	Condition	Color	Results	Lead Concentration (Mg/Cm <sup>2</sup> )
1													
2	887	8/25/2021 11:11	Paint	0.36	FIRST	B	OUTSIDE	SIDING	WOOD	POOR	WHITE	Positive	24.4
3	888	8/25/2021 11:12	Paint	0.36	FIRST	C	OUTSIDE	SIDING	WOOD	POOR	WHITE	Positive	25
4	889	8/25/2021 11:12	Paint	0.36	FIRST	D	OUTSIDE	SIDING	WOOD	POOR	WHITE	Positive	22.3
5	890	8/25/2021 11:12	Paint	0.72	FIRST	D	REAR PORCH	SIDING	WOOD	POOR	WHITE	Positive	22.1
6	891	8/25/2021 11:12	Paint	2.52	FIRST	D	REAR PORCH	HANDRAIL	WOOD	POOR	WHITE	Negative	0
7	892	8/25/2021 11:13	Paint	0.72	FIRST	D	REAR PORCH	DOOR FRAME	WOOD	POOR	WHITE	Positive	18.6
8	893	8/25/2021 11:13	Paint	2.17	FIRST	D	KITCHEN	CEILING	DRYWALL	POOR	WHITE	Negative	0
9	894	8/25/2021 11:13	Paint	1.45	FIRST	D	KITCHEN	WALL	DRYWALL	FAIR	WHITE	Negative	0.01
10	895	8/25/2021 11:14	Paint	1.8	FIRST	C	DINING ROOM	WALL	DRYWALL	FAIR	WHITE	Negative	0
11	896	8/25/2021 11:14	Paint	2.9	FIRST	D	DINING ROOM	WALL	PLASTER	POOR	WHITE	Negative	0
12	897	8/25/2021 11:14	Paint	2.54	FIRST	D	BEDROOM 1	CEILING	DRYWALL	POOR	WHITE	Negative	0
13	898	8/25/2021 11:14	Paint	1.81	FIRST	D	BEDROOM 1	WALL	DRYWALL	POOR	WHITE	Negative	0
14	899	8/25/2021 11:15	Paint	2.19	FIRST	D	LIVING ROOM	WALL	DRYWALL	POOR	WHITE	Negative	0
15	900	8/25/2021 11:15	Paint	1.81	FIRST	A	LIVING ROOM	WALL	DRYWALL	INTACT	WHITE	Negative	0
16	901	8/25/2021 11:15	Paint	1.81	FIRST	A	LIVING ROOM	CEILING	DRYWALL	INTACT	WHITE	Negative	0
17	902	8/25/2021 11:16	Paint	1.81	SECOND	A	BATHROOM	CEILING	DRYWALL	INTACT	WHITE	Negative	0
18	903	8/25/2021 11:16	Paint	1.8	SECOND	D	BEDROOM 1	CEILING	DRYWALL	INTACT	WHITE	Negative	0
19	904	8/25/2021 11:16	Paint	1.09	SECOND	D	BEDROOM 1	WALL	DRYWALL	INTACT	WHITE	Negative	0
20	905	8/25/2021 11:16	Paint	1.09	SECOND	C	BEDROOM 1	DOOR JAMB	WOOD	INTACT	WHITE	Negative	0.3
21	906	8/25/2021 11:16	Paint	1.09	SECOND	C	BEDROOM 1	BASEBOARD	WOOD	INTACT	WHITE	Positive	4.8
22	907	8/25/2021 11:17	Paint	1.08	SECOND	C	BEDROOM 1	DOOR	WOOD	INTACT	WHITE	Negative	0
23	908	8/25/2021 11:17	Paint	11.2	SECOND	A	BEDROOM 2	BASEBOARD	WOOD	INTACT	WHITE	Positive	5
24	909	8/25/2021 11:17	Paint	1.08	SECOND	A	BEDROOM 2	BASEBOARD	WOOD	INTACT	WHITE	Positive	5.4
25	910	8/25/2021 11:18	Paint	1.09	SECOND	A	BEDROOM 2	DOOR	WOOD	INTACT	WHITE	Positive	4.5
26	911	8/25/2021 11:18	Paint	1.09	SECOND	A	BEDROOM 2	DOOR FRAME	WOOD	INTACT	WHITE	Positive	5.5



**E n v i r o n m e n t a l   C o n s u l t i n g   G r o u p ,   I n c .**

September 7, 2021

Mr. Timothy Williams  
City of Harvey  
15320 Broadway Avenue  
Harvey, Illinois 60436

Re:    **Asbestos and Lead-Based Paint Testing Report**  
      PIN #29-17-317-024-0000  
      15722 Park Avenue  
      Harvey, Illinois

Dear Mr. Williams:

In response to your request, Environmental Consulting Group, Inc. (ECG) has completed testing of suspect asbestos-containing materials (ACMs) and lead-based painted (LBP) components. The samples were collected from the residence located at 15722 Park Avenue, in Harvey, Illinois. This residence is scheduled for demolition. This report provides an executive summary, an outline of the scope-of-work, and analytical results for the materials tested.

**1.0 Executive Summary**

On August 26, 2021, ECG collected 20 samples of suspect asbestos-containing materials from the subject residence. Also, during the inspection a total of 33 lead test points (readings) were obtained using an X-Ray Fluorescence (XRF) analyzer.



**The results of testing showed that the following building materials sampled are classified as ACMs:**

- **White exterior window glaze – throughout exterior**
- **9"x9" brown floor tile and associated black mastic – 1<sup>st</sup> floor front entry**
- **12"x12" white floor tile – 2<sup>nd</sup> floor bathroom**

**Below are the painted components that tested positive for lead-based paint during the inspection:**

- **Gray exterior painted wood – throughout exterior**

## **2.0 Scope-of-Work**

The scope-of-work for this project included testing suspect ACMs and LBPs prior to demolition activities. ECG representative Mr. Thad Ryniak completed the sampling on August 26, 2021. Mr. Ryniak is an Illinois Department of Public Health-licensed Asbestos and Lead Risk Assessor.

ECG certifications are located in Appendix A.

## **3.0 Analytical Testing - Asbestos**

Samples were sent for analysis to SanAir Technologies Laboratory (SanAir), located in Powhatan, Virginia. SanAir is recognized under the National Voluntary Laboratory Accreditation Program (NVLAP) as Laboratory #20002946-0. All samples were analyzed by EPA 600/R-93/116 Method using Polarized Light Microscopy (PLM) methods with dispersion staining as described by the interim method of the determination of asbestos in the bulk insulation, Federal Register Volume 47, No 103, May 27, 1982. This is a standard method of analysis in optical mineralogy and the current specified method for the determination of asbestos in bulk samples in Appendix A, Subpart F, 40 CFR Part 763, Section 1.

During analysis, a suspect asbestos-containing material is immersed in a solution of known refractive index and subjected to illumination by polarized light. The characteristic color displays that result enable mineral identification. PLM is an Environmental Protection Agency (EPA)-recognized method for determining asbestos content in bulk samples.

#### **4.0 Inspection Results - Asbestos**

U.S. Environmental Protection Agency (EPA) defines asbestos-containing materials (ACMs) as those materials containing greater than 1% (>1%) asbestos by weight. It should be noted that similar materials may be located in areas concealed by floors, walls, chases, riser columns, etc., and that were otherwise inaccessible during the survey. Any homogeneous materials found in the building similar to those listed as asbestos herein, must be handled as an ACM. Every attempt was made to thoroughly inspect for the presence of suspect ACM throughout the subject building. Representative and random sampling was performed by ECG throughout the subject buildings.

Any additional suspect ACM not specifically listed in this report should be assumed to contain asbestos until it can be sampled and analyzed prior to disturbance, in accordance with applicable regulatory standards.

Table I in Appendix B summarizes the results of the asbestos testing. Analytical results and laboratory certifications are located in Appendix C.

#### **5.0 Analytical Testing – Lead-Based Paint**

A Niton XRF analyzer, model XLp300, was utilized to test building components for the presence of lead-based paint. The XRF utilizes a radioactive cadmium source to determine whether lead is present in a surface. During testing, the cadmium source releases a controlled gamma ray beam onto a surface and, by measuring the diffraction gradient of the reflected emissions, the XRF detector can determine whether or not lead is present in the surface material (e.g. paint). To ensure an accurate reading, the XRF was calibrated at the beginning and end of the inspection.

Required information regarding the XRF analyzer is located in Appendix D.

## **6.0 Inspection Results – Lead-Based Paint**

According to the Environmental Protection Agency (EPA), the definition of lead-based paint is paint with a composition that includes lead at a concentration greater than or equal to one milligram of lead per square centimeter (1.0 mg/cm<sup>2</sup>).

Table II in Appendix E summarizes the lead-based paint testing results. Condition of all painted surfaces tested is also included in Appendix E. Positive readings area highlighted in red.

## **7.0 Conclusions**

On August 26, 2021, ECG collected 20 samples of suspect asbestos-containing materials from the subject residence. Also, during the inspection a total of 33 lead test points (readings) were obtained using an X-Ray Fluorescence (XRF) analyzer.

**The results of testing showed that the following building materials sampled are classified as ACMs:**

- **White exterior window glaze – throughout exterior**
- **9”x9” brown floor tile and associated black mastic – 1<sup>st</sup> floor front entry**
- **12”x12” white floor tile – 2<sup>nd</sup> floor bathroom**


**Below are the painted components that tested positive for lead-based paint during the inspection:**

- **Gray exterior painted wood – throughout exterior**

If you have any questions or comments, please contact our office.

Sincerely,

**ENVIRONMENTAL CONSULTING GROUP, INC.**

A handwritten signature in black ink, appearing to read "Thad Ryniak". The signature is fluid and cursive, with the first name "Thad" and last name "Ryniak" clearly distinguishable.

Thad Ryniak  
Project Manager

**Appendices**

Appendix A – ECG Certifications

Appendix B – Table I - Asbestos Bulk Sampling Results Table

Appendix C – Asbestos Analytical Results and Laboratory Certifications

Appendix D – XRF Documentation

Appendix E – Table II - Lead-Based Paint Testing Results Table

## **Appendix A**

### **ECG Certifications**



525-535 West Jefferson Street • Springfield, Illinois 62761-0001 • [www.dph.illinois.gov](http://www.dph.illinois.gov)

**THAD J RYNIAK**  
400 VILLAGE CIRCLE #302  
WILLOW SPRINGS, IL 60480

4/13/2021



ASBESTOS PROFESSIONAL LICENSE ID NUMBER: 09551

Enclosed is your Asbestos Professional License. Please note the expiration date on the card and in the image depicted below.

**COPY OF THE ASBESTOS PROFESSIONAL LICENSE**

Front of License

Back of License

 <b>ASBESTOS PROFESSIONAL LICENSE</b>			<b>ENDORSEMENTS</b>	<b>TC EXPIRES</b>
<b>ID NUMBER</b> 100 - 09551	<b>ISSUED</b> 4/13/2021	<b>EXPIRES</b> 05/15/2022	INSPECTOR	11/13/2021
<b>THAD J RYNIAK</b> 400 VILLAGE CIRCLE #302 WILLOW SPRINGS, IL 60480 Environmental Health			PROJECT MANAGER AIR SAMPLING PROFESSIONAL	11/14/2021
			<b>Alteration of this license shall result in legal action</b> This license issued under authority of the State of Illinois Department of Public Health This license is valid only when accompanied by a valid training course certificate.	

If you have any questions or need further assistance, contact the Asbestos Program at (217)782-3517 or fax (217)785-5897.

Our WEB address is: [dph.illinois.gov/topics-services/environmental-health-protection/asbestos](http://dph.illinois.gov/topics-services/environmental-health-protection/asbestos)  
EMAIL Address: [dph.asbestos@illinois.gov](mailto:dph.asbestos@illinois.gov)

2020



OCCUPATIONAL TRAINING & SUPPLY, INC.

7233 S. Adams Street | Willowbrook, IL 60527 | (630) 655-3900 | [www.otssafety.com](http://www.otssafety.com)

# Asbestos Building Inspector Refresher

Occupational Training & Supply, Inc. certifies that

**Thad Ryniak**

has successfully completed the Asbestos Building Inspector Refresher course and has passed the competency exam with a minimum score of 70%. The course is accredited by the Illinois Department of Public Health and Indiana Department of Environmental Management for purposes of accreditation in accordance with EPA 40 CFR 763, Asbestos Hazard Emergency response Act (AHERA) and TSCA Title II.

Course Date: 11/13/2020

Exam Date: 11/13/2020

Expiration Date: 11/13/2021

Certificate Number: BIR2011132441

Kathy DeSalvo, Director



525-535 West Jefferson Street • Springfield, Illinois 62761-0001 • [www.dph.illinois.gov](http://www.dph.illinois.gov)

1/13/2021

LICENSE NUMBER: 011252

Thad J Ryniak  
400 Village Cir., Apt #302  
Willow Springs, IL 60480

### LICENSE APPROVED

IDPH recently received and reviewed your application for lead licensure. Your qualifications have been reviewed and found that you meet the requirements set forth by the Lead Poisoning Prevention Code, Section 845.125. Therefore, your application for lead licensure is now complete. Enclosed please find your lead license card. Please have this identification card with you at all times while conducting lead abatement activities.

IDPH has updated its 7 – Day Notice of Commencement effective immediately. The revised document can be identified by its 9/16 revision date on the bottom left corner. Please discontinue using the old form and begin using the new form as soon as possible. The revised form is located in the same web address that the old form was located (<http://www.dph.illinois.gov/sites/default/files/forms/7-day-notice-leadabatement-mitigation-project-091916.pdf>).



**PROTECTING HEALTH, IMPROVING LIVES**  
*Nationally Accredited by PHAB*





# Environmental Management Institute

5610 Crawfordsville Road, Suite 15, Indianapolis, Indiana 46224-3714

317/248-4848 • 800/488-8842 • FAX 317/248-4846  
[www.spea.iupui.edu/Envtl\\_mgmt](http://www.spea.iupui.edu/Envtl_mgmt)

This confirms that

**Thad Ryniak**

400 Village Circle #302  
Willow Springs, IL 60480

Completed the 8 Instructional Hour Refresher Course

**Lead Risk Assessor**

Course Date  
July 24, 2019

and Successfully Passed the Examination  
July 24, 2019

Joan B. Ketterman  
Training Manager

Jack E. Leonard  
Instructor

Certificate: LRAR- 3006

Approved by: Illinois Department of Public Health (Expires 3 years from exam date)  
Indiana State Department of Health (Expires 3 years from exam date)  
U.S. Environmental Protection Agency

## **Appendix B**

### **Table I - Asbestos Bulk Sampling Results Table**



**Table I - Asbestos Results Summary Table**

City of Harvey  
15722 Park Avenue  
Harvey, Illinois

Sample ID	Material Sampled	Location	% Asbestos
1	Black roof shingle	Exterior	None Detected
2	Black roof tar paper	Exterior	None Detected
3	White exterior window glaze	Exterior	<b>4% Chrysotile</b>
4	White drywall wall	2nd floor bedroom	None Detected
5	White drywall compound	2nd floor bedroom	None Detected
6	12"x12" white floor tile	1st floor rear entry	None Detected
7	Yellow mastic under #06	1st floor rear entry	None Detected
8	White plaster top coat	1st floor living room	None Detected
9	Gray plaster bottom coat	1st floor living room	None Detected
10	9"x9" brown floor tile	1st floor front entry	<b>4% Chrysotile</b>
11	Black mastic under 10	1st floor front entry	<b>4% Chrysotile</b>
12	12"x12" red/beige floor tile	1st floor bathroom	None Detected
13	Brown mastic under sample #12	1st floor bathroom	None Detected
14	12"x12" white floor tile	2nd floor bathroom	<b>2% Chrysotile</b>



**Table I - Asbestos Results Summary Table**

City of Harvey  
15722 Park Avenue  
Harvey, Illinois

Sample ID	Material Sampled	Location	% Asbestos
15	12"x12" brown floor tile	2nd floor bedroom	None Detected
16	Yellow mastic under #14	2nd floor bathroom	None Detected
17	Yellow mastic under #15	2nd floor bedroom	None Detected
18	12"x12" brown floor tile	1st floor hallway	None Detected
19	Yellow mastic under #18	1st floor hallway	None Detected
20	White textured ceiling	1st floor kitchen	None Detected

## **Appendix C**

### **Asbestos Analytical Results and Laboratory Certifications**



**The Identification Specialists**

Analysis Report  
prepared for  
Environmental Consulting Group

**Report Date: 9/2/2021**

**Project Name: City Of Harvey**

**Project #: AA213091-654**

**SanAir ID#: 21046051**



NVLAP LAB CODE 200870-0

1551 Oakbridge Dr. Suite B | Powhatan, Virginia 23139-8061  
888.895.1177 | 804.897.1177 | fax: 804.897.0070 | [IAQ@SanAir.com](mailto:IAQ@SanAir.com) | [SanAir.com](http://SanAir.com)



SanAir ID Number  
**21046051**  
FINAL REPORT  
9/2/2021 3:30:54 PM

**Name:** Environmental Consulting Group  
**Address:** 105 S. York Road, Suite 250  
Elmhurst, IL 60126  
**Phone:** 630-607-0060

**Project Number:** AA213091-654  
**P.O. Number:**  
**Project Name:** City Of Harvey  
**Collected Date:** 8/26/2021  
**Received Date:** 8/31/2021 10:45:00 AM

Dear Thad Ryniak,

We at SanAir would like to thank you for the work you recently submitted. The 20 sample(s) were received on Tuesday, August 31, 2021 via FedEx. The final report(s) is enclosed for the following sample(s): 01, 02, 03, 04, 05, 06, 07, 08, 09, 10, 11, 12, 13, 14, 15, 16, 17, 18, 19, 20.

These results only pertain to this job and should not be used in the interpretation of any other job. This report is only complete in its entirety. Refer to the listing below of the pages included in a complete final report.

Sincerely,

A handwritten signature in black ink that reads "Sandra Sobrino". The signature is fluid and cursive.

Sandra Sobrino  
Asbestos & Materials Laboratory Manager  
SanAir Technologies Laboratory

**Final Report Includes:**

- Cover Letter
- Analysis Pages
- Disclaimers and Additional Information

**Sample conditions:**

- 20 samples in Good condition.



SanAir ID Number  
**21046051**  
FINAL REPORT  
9/2/2021 3:30:54 PM

**Name:** Environmental Consulting Group  
**Address:** 105 S. York Road, Suite 250  
Elmhurst, IL 60126  
**Phone:** 630-607-0060

**Project Number:** AA213091-654  
**P.O. Number:**  
**Project Name:** City Of Harvey  
**Collected Date:** 8/26/2021  
**Received Date:** 8/31/2021 10:45:00 AM

Analyst: King, Kristina

## Asbestos Bulk PLM EPA 600/R-93/116

SanAir ID / Description	Stereoscopic	Components		Asbestos Fibers
	Appearance	% Fibrous	% Non-fibrous	
01 / 21046051-001 Roof Shingle Exterior	Black Non-Fibrous Heterogeneous	15% Cellulose 5% Synthetic	80% Other	None Detected
02 / 21046051-002 Roof Tar Paper Exterior	Black Fibrous Homogeneous	55% Cellulose	45% Other	None Detected
03 / 21046051-003 Exterior Window Glaze Exterior	White Non-Fibrous Homogeneous		96% Other	4% Chrysotile
04 / 21046051-004 Drywall Wall 2nd Floor Bedroom	White Non-Fibrous Homogeneous	5% Cellulose	95% Other	None Detected
05 / 21046051-005 Drywall Compound 2nd Floor Bedroom	White Non-Fibrous Homogeneous		100% Other	None Detected
06 / 21046051-006 12x12 Floor Tile 1st Floor Rear Entry	White Non-Fibrous Homogeneous		100% Other	None Detected
07 / 21046051-007 Mastic Under 06 1st Floor Rear Entry	Yellow Non-Fibrous Homogeneous		100% Other	None Detected
08 / 21046051-008 Plaster Top Coat 1st Floor Living Room	White Non-Fibrous Homogeneous		100% Other	None Detected
09 / 21046051-009 Plaster Bottom Coat 1st Floor Living Room	Off-White Non-Fibrous Homogeneous		100% Other	None Detected
10 / 21046051-010 9x9 Floor Tile 1st Floor Front Entry	Brown Non-Fibrous Homogeneous		96% Other	4% Chrysotile

Analyst: 

Approved Signatory: 

Analysis Date: 9/2/2021

Date: 9/2/2021





SanAir ID Number  
**21046051**  
FINAL REPORT  
9/2/2021 3:30:54 PM

**Name:** Environmental Consulting Group  
**Address:** 105 S. York Road, Suite 250  
Elmhurst, IL 60126  
**Phone:** 630-607-0060

**Project Number:** AA213091-654  
**P.O. Number:**  
**Project Name:** City Of Harvey  
**Collected Date:** 8/26/2021  
**Received Date:** 8/31/2021 10:45:00 AM

Analyst: King, Kristina

## Asbestos Bulk PLM EPA 600/R-93/116

SanAir ID / Description	Stereoscopic	Components		Asbestos Fibers
	Appearance	% Fibrous	% Non-fibrous	
11 / 21046051-011 Mastic Under 10 1st Floor Front Entry	Black Non-Fibrous Homogeneous		96% Other	4% Chrysotile
12 / 21046051-012 12x12 Floor Tile 1st Floor Hallway	Various Non-Fibrous Homogeneous		100% Other	None Detected
13 / 21046051-013 Mastic Under 12 1st Floor Hallway	Brown Non-Fibrous Heterogeneous		100% Other	None Detected
14 / 21046051-014 12x12 Floor Tile 2nd Floor Bathroom	White Non-Fibrous Homogeneous		98% Other	2% Chrysotile
15 / 21046051-015 12x12 Floor Tile 2nd Floor Bedroom	Brown Non-Fibrous Homogeneous		100% Other	None Detected
16 / 21046051-016 Mastic Under 14 2nd Floor Bathroom	Yellow Non-Fibrous Homogeneous		100% Other	None Detected
17 / 21046051-017 Mastic Under 15 2nd Floor Bedroom	Yellow Non-Fibrous Homogeneous		100% Other	None Detected
18 / 21046051-018 12x12 Floor Tile 1st Floor Hallway	Brown Non-Fibrous Homogeneous		100% Other	None Detected
19 / 21046051-019 Mastic Under 19 1st Floor Hallway	Yellow Non-Fibrous Homogeneous		100% Other	None Detected
20 / 21046051-020 Textured Ceiling 1st Floor Kitchen	White Non-Fibrous Homogeneous		100% Other	None Detected

Analyst: *K. King*

Approved Signatory: *Jonathan Wilson*

Analysis Date: 9/2/2021

Date: 9/2/2021

## **Disclaimer**

This report is the sole property of the client named on the SanAir Technologies Laboratory chain-of-custody (COC). Results in the report are confidential information intended only for the use by the customer listed on the COC. Neither results nor reports will be discussed with or released to any third party without our client's written permission. The final report shall not be reproduced except in full without written approval of the laboratory to assure that parts of the report are not taken out of context. The information provided in this report applies only to the samples submitted and is relevant only for the date, time, and location of sampling. The accuracy of the results is dependent upon the client's sampling procedure and information provided to the laboratory by the client. SanAir assumes no responsibility for the sampling procedure and will provide evaluation reports based solely on the sample(s) in the condition in which they arrived at the laboratory and information provided by the client on the COC, such as: project number, project name, collection dates, po number, special instructions, samples collected by, sample numbers, sample identifications, sample type, selected analysis type, flow rate, total volume or area, and start stop times that may affect the validity of the results in this report. Samples were received in good condition unless otherwise noted on the report. SanAir assumes no responsibility or liability for the manner in which the results are used or interpreted. This report does not constitute and shall not be used to claim product certification, approval, or endorsement by NVLAP, NIST, or any other U.S. governmental agencies and may not be certified by every local, state, and federal regulatory agencies.

Samples are held for a period of 60 days. Fibers smaller than 5 microns cannot be seen with this method due to scope limitations.

For NY state samples, method EPA 600/M4-82-020 is performed.

### **NYELAP Disclaimer:**

Polarized- light microscopy is not consistently reliable in detecting asbestos in floor covering and similar non-friable organically bound materials. Quantitative transmission electron microscopy is currently the only method that can be used to determine if this material can be considered or treated as non-asbestos containing.

### **Asbestos Certifications**

NVLAP lab code 200870-0

City of Philadelphia: ALL-460

PA Department of Environmental Protection Number: 68-05397

California License Number: 2915

Colorado License Number: AL-23143

Connecticut License Number: PH-0105

Massachusetts License Number: AA000222

Maine License Number: LB-0075, LA-0084

New York ELAP lab ID: 11983

Rhode Island License Number: PCM00126, PLM00126, TEM00126

Texas Department of State Health Services License Number: 300440

Commonwealth of Virginia 3333000323

Washington State License Number: C989

West Virginia License Number: LT000616

Vermont License: AL166318

Louisiana Department of Environmental Quality: 212253, Cert 05088

Revision Date: 8/14/2020

Environmental Consulting Group, Inc.  
105 S. York St., Suite 250  
Elmhurst, IL 60126  
Phone: (630) 607-0060  
Fax: (630) 607-0650



## Asbestos Bulk Sampling Log and Chain of Custody Form

Page: 2 of 2

Project Name: CITY OF HARVEY  
Project Location: 15722 PARK AVENUE, HARVEY, IL  
Date of Collection: 8-26-21  
ECG Project No.: AA213091-054

### Chain of Custody Information

Inspector Taking Samples: THAD RYAN  
Person Delivering at Lab and Time: THAD RYAN  
Person Receiving at Lab and Time: THAD 8/31/21 10:45am

Turn Around: ☐ Immediate ☐ 6 Hrs ☐ 24 Hrs ☒ 48 Hrs ☐ 72 Hrs ☐ 96 Hrs

Analysis Requested: ☒ PLM ☐ TEM EPA NOB - EPA 600/R-93/116b ☐ Chatfield Method ☐ TEM Qualitative via Filtration Prep Technique

Report Results: ☒ E-mail: mschleyer@ecg-co.com ☐ Stop at 1st Positive: \_\_\_\_\_

Sample No.	HA	Material Description	Location Sampled
01	1	BLACK ROOF SHINGLE	EXTENSION
02	2	b ROOF TAR PAPER	⊙
03	3	WHITE EXTENSION WINDOW GLAZ	⊙
04	4	↓ DRYWALL WALL	2 <sup>ND</sup> FLOOR BED ROOM
05	5	⊙ b COMPOUND	⊙ ⊙
06	6	12"x12" WHITE FLOOR TILE	1 <sup>ST</sup> FLOOR BED ROOM
07	7	YELLOW MASTIC UNDER UP	⊙ ⊙ ⊙
08	8	WHITE PLASTER TOP COAT	↓ LIVING ROOM
09	9	gray b BOTTOM b	⊙ ⊙
10	10	9"x9" BROWN FLOOR TILE	1 <sup>ST</sup> FLOOR FRONT ENTR
11	11	BLACK MAHOGANY WOOD 10	↓ ⊙
12	12	12"x12" BROWN/WHITE FLOOR TILE	↓ HALLWAY
13	13	GRAY MASTIC UNDER 11	⊙ ⊙

Comments: \_\_\_\_\_

21046051

~~Page 7 of 7~~

ECG Project No.: A213091-051

Comments: \_\_\_\_\_

JAN 8/31/21 10:45am

United States Department of Commerce  
National Institute of Standards and Technology



---

## Certificate of Accreditation to ISO/IEC 17025:2017

---

NVLAP LAB CODE: 200870-0

**SanAir Technologies Laboratory, Inc.**  
Powhatan, VA

*is accredited by the National Voluntary Laboratory Accreditation Program for specific services,  
listed on the Scope of Accreditation, for:*

### **Asbestos Fiber Analysis**

*This laboratory is accredited in accordance with the recognized International Standard ISO/IEC 17025:2017.  
This accreditation demonstrates technical competence for a defined scope and the operation of a laboratory quality  
management system (refer to joint ISO-ILAC-IAF Communique dated January 2009).*

---

2021-04-01 through 2022-03-31

*Effective Dates*



---

*Dana S. Haman*  
For the National Voluntary Laboratory Accreditation Program

**SCOPE OF ACCREDITATION TO ISO/IEC 17025:2017**

**SanAir Technologies Laboratory, Inc.**

1551 Oakbridge Drive

Suite B

Powhatan, VA 23139

Ms. Sandra Sobrino

Phone: 804-897-1177 Fax: 804-897-0070

Email: [ssobrino@sanair.com](mailto:ssobrino@sanair.com)

<http://www.sanair.com>

**ASBESTOS FIBER ANALYSIS**

**NVLAP LAB CODE 200870-0**

**Bulk Asbestos Analysis**

**Code**

**Description**

18/A01

EPA -- 40 CFR Appendix E to Subpart E of Part 763, Interim Method of the Determination of Asbestos in Bulk Insulation Samples

18/A03

EPA 600/R-93/116: Method for the Determination of Asbestos in Bulk Building Materials


**Airborne Asbestos Analysis**

**Code**

**Description**

18/A02

U.S. EPA's "Interim Transmission Electron Microscopy Analytical Methods-Mandatory and Nonmandatory-and Mandatory Section to Determine Completion of Response Actions" as found in 40 CFR, Part 763, Subpart E, Appendix A.



*For the National Voluntary Laboratory Accreditation Program*

## **Appendix D**

### **XRF Documentation**

## Performance Characteristic Sheet

EFFECTIVE DATE: September 24, 2004

EDITION NO.: 1

### MANUFACTURER AND MODEL:

Make: Niton LLC

Tested Model: XLp 300

Source:  $^{109}\text{Cd}$ 

Note: This PCS is also applicable to the equivalent model variations indicated below, for the Lead-in-Paint K+L variable reading time mode, in the XLi and XLp series:

XLi 300A, XLi 301A, XLi 302A and XLi 303A.

XLp 300A, XLp 301A, XLp 302A and XLp 303A.

XLi 700A, XLi 701A, XLi 702A and XLi 703A.

XLp 700A, XLp 701A, XLp 702A, and XLp 703A.

Note: The XLi and XLp versions refer to the shape of the handle part of the instrument. The differences in the model numbers reflect other modes available, in addition to Lead-in-Paint modes. The manufacturer states that specifications for these instruments are identical for the source, detector, and detector electronics relative to the Lead-in-Paint mode.

## FIELD OPERATION GUIDANCE

### OPERATING PARAMETERS:

Lead-in-Paint K+L variable reading time mode.

### XRF CALIBRATION CHECK LIMITS:

0.8 to 1.2 mg/cm<sup>2</sup> (inclusive)

The calibration of the XRF instrument should be checked using the paint film nearest 1.0 mg/cm<sup>2</sup> in the NIST Standard Reference Material (SRM) used (e.g., for NIST SRM 2579, use the 1.02 mg/cm<sup>2</sup> film).

If readings are outside the acceptable calibration check range, follow the manufacturer's instructions to bring the instruments into control before XRF testing proceeds.

### SUBSTRATE CORRECTION:

For XRF results using Lead-in-Paint K+L variable reading time mode, substrate correction is not needed for:

Brick, Concrete, Drywall, Metal, Plaster, and Wood

### INCONCLUSIVE RANGE OR THRESHOLD:

K+L MODE READING DESCRIPTION	SUBSTRATE	THRESHOLD (mg/cm <sup>2</sup> )
Results not corrected for substrate bias on any substrate	Brick	1.0
	Concrete	1.0
	Drywall	1.0
	Metal	1.0
	Plaster	1.0
	Wood	1.0



## BACKGROUND INFORMATION

### EVALUATION DATA SOURCE AND DATE:

This sheet is supplemental information to be used in conjunction with Chapter 7 of the HUD *Guidelines for the Evaluation and Control of Lead-Based Paint Hazards in Housing* ("HUD Guidelines"). Performance parameters shown on this sheet are calculated from the EPA/HUD evaluation using archived building components. Testing was conducted in August 2004 on 133 testing combinations. The instruments that were used to perform the testing had new sources; one instrument's was installed in November 2003 with 40 mCi initial strength, and the other's was installed June 2004 with 40 mCi initial strength.

### OPERATING PARAMETERS:

Performance parameters shown in this sheet are applicable only when properly operating the instrument using the manufacturer's instructions and procedures described in Chapter 7 of the HUD Guidelines.

### SUBSTRATE CORRECTION VALUE COMPUTATION:

Substrate correction is not needed for brick, concrete, drywall, metal, plaster or wood when using Lead-in-Paint K+L variable reading time mode, the normal operating mode for these instruments. If substrate correction is desired, refer to Chapter 7 of the HUD Guidelines for guidance on correcting XRF results for substrate bias.

### EVALUATING THE QUALITY OF XRF TESTING:

Randomly select ten testing combinations for retesting from each house or from two randomly selected units in multifamily housing. Use the K+L variable time mode readings.

Conduct XRF retesting at the ten testing combinations selected for retesting.

Determine if the XRF testing in the units or house passed or failed the test by applying the steps below.

Compute the Retest Tolerance Limit by the following steps:

Determine XRF results for the original and retest XRF readings. Do not correct the original or retest results for substrate bias. In single-family housing a result is defined as the average of three readings. In multifamily housing, a result is a single reading. Therefore, there will be ten original and ten retest XRF results for each house or for the two selected units.

Calculate the average of the original XRF result and retest XRF result for each testing combination.

Square the average for each testing combination.

Add the ten squared averages together. Call this quantity C.

Multiply the number C by 0.0072. Call this quantity D.

Add the number 0.032 to D. Call this quantity E.

Take the square root of E. Call this quantity F.

Multiply F by 1.645. The result is the Retest Tolerance Limit.

Compute the average of all ten original XRF results.

Compute the average of all ten re-test XRF results.

Find the absolute difference of the two averages.

If the difference is less than the Retest Tolerance Limit, the inspection has passed the retest. If the difference of the overall averages equals or exceeds the Retest Tolerance Limit, this procedure should be repeated with ten new testing combinations. If the difference of the overall averages is equal to or greater than the Retest Tolerance Limit a second time, then the inspection should be considered deficient.

Use of this procedure is estimated to produce a spurious result approximately 1% of the time. That is, results of this procedure will call for further examination when no examination is warranted in approximately 1 out of 100 dwelling units tested.

#### TESTING TIMES:

For the Lead-in-Paint K+L variable reading time mode, the instrument continues to read until it is moved away from the testing surface, terminated by the user, or the instrument software indicates the reading is complete. The following table provides testing time information for this testing mode. The times have been adjusted for source decay, normalized to the initial source strengths as noted above. Source strength and type of substrate will affect actual testing times. At the time of testing, the instruments had source strengths of 26.6 and 36.6 mCi.

Testing Times Using K+L Reading Mode (Seconds)						
	All Data			Median for laboratory-measured lead levels (mg/cm <sup>2</sup> )		
Substrate	25 <sup>th</sup> Percentile	Median	75 <sup>th</sup> Percentile	Pb < 0.25	0.25 ≤ Pb < 1.0	1.0 ≤ Pb
Wood Drywall	4	11	19	11	15	11
Metal	4	12	18	9	12	14
Brick Concrete Plaster	8	16	22	15	18	16

#### CLASSIFICATION RESULTS:

XRF results are classified as positive if they are greater than or equal to the threshold, and negative if they are less than the threshold.

#### DOCUMENTATION:

A document titled *Methodology for XRF Performance Characteristic Sheets* provides an explanation of the statistical methodology used to construct the data in the sheets, and provides empirical results from using the recommended inconclusive ranges or thresholds for specific XRF instruments. For a copy of this document call the National Lead Information Center Clearinghouse at 1-800-424-LEAD.

This XRF Performance Characteristic Sheet was developed by the Midwest Research Institute (MRI) and QuanTech, Inc., under a contract between MRI and the XRF manufacturer. HUD has determined that the information provided here is acceptable when used as guidance in conjunction with Chapter 7, Lead-Based Paint Inspection, of HUD's *Guidelines for the Evaluation and Control of Lead-Based Paint Hazards in Housing*.

## **Appendix E**

### **Table II - Lead-Based Paint Testing Results Table**

**Table II: Lead-Based Paint Testing Results**

15722 Park Avenue

Harvey, Illinois

	A	B	C	D	F	G	H	I	J	K	L	M	N
1	Reading No	Date and Time	Type	Duration	Floor	Side	Room	Component	Substrate	Condition	Color	Results	Lead Concentration (Mg/Cm <sup>2</sup> )
2	971	8/26/2021 11:13	Paint	19.13	FIRST	A	OUTSIDE	WALL	CONCRETE	POOR	WHITE	Negative	0.5
3	972	8/26/2021 11:14	Paint	5.06	FIRST	A	OUTSIDE	WALL	CONCRETE	POOR	GRAY	Negative	0.07
4	973	8/26/2021 11:14	Paint	9.79	FIRST	A	OUTSIDE	WALL	WOOD	POOR	GRAY	Negative	0.9
5	974	8/26/2021 11:14	Paint	1.09	FIRST	A	OUTSIDE	WALL	WOOD	POOR	GRAY	Negative	0.5
6	975	8/26/2021 11:14	Paint	1.44	FIRST	A	OUTSIDE	WALL	WOOD	POOR	GRAY	Positive	4.8
7	976	8/26/2021 11:15	Paint	1.09	FIRST	B	OUTSIDE	WALL	WOOD	POOR	GRAY	Positive	5.1
8	977	8/26/2021 11:15	Paint	1.08	FIRST	B	OUTSIDE	CEILING	WOOD	POOR	GRAY	Positive	5.3
9	978	8/26/2021 11:36	Paint	3.26	FIRST	B	OUTSIDE	CEILING	DRYWALL	POOR	WHITE	Negative	0
10	979	8/26/2021 11:37	Paint	2.9	FIRST	B	OUTSIDE	WALL	DRYWALL	POOR	WHITE	Negative	0
11	980	8/26/2021 11:37	Paint	3.25	FIRST	D	KITCHEN	WALL	PLASTER	POOR	GREEN	Negative	0.3
12	981	8/26/2021 11:37	Paint	3.62	FIRST	D	KITCHEN	CEILING	PLASTER	POOR	GREEN	Negative	0
13	982	8/26/2021 11:37	Paint	3.23	FIRST	D	KITCHEN	CEILING	DRYWALL	POOR	GREEN	Negative	0
14	983	8/26/2021 11:38	Paint	1.08	FIRST	C	KITCHEN	BASEBOARD	WOOD	POOR	WHITE	Negative	0
15	984	8/26/2021 11:38	Paint	3.6	FIRST	B	KITCHEN	WINDOW FRAME	WOOD	POOR	WHITE	Negative	0.12
16	985	8/26/2021 11:39	Paint	1.81	FIRST	B	KITCHEN	WALL	WOOD	POOR	WHITE	Negative	0
17	986	8/26/2021 11:39	Paint	1.1	FIRST	C	LIVING ROOM	WALL	DRYWALL	POOR	WHITE	Negative	0
18	987	8/26/2021 11:39	Paint	1.09	FIRST	B	LIVING ROOM	WALL	DRYWALL	POOR	WHITE	Negative	0
19	988	8/26/2021 11:39	Paint	1.09	FIRST	A	LIVING ROOM	WALL	DRYWALL	POOR	WHITE	Negative	0
20	989	8/26/2021 11:40	Paint	1.09	FIRST	D	LIVING ROOM	WALL	DRYWALL	POOR	WHITE	Negative	0
21	990	8/26/2021 11:40	Paint	1.08	FIRST	D	DINING ROOM	WALL	DRYWALL	POOR	WHITE	Negative	0
22	991	8/26/2021 11:40	Paint	1.09	FIRST	C	DINING ROOM	WALL	DRYWALL	POOR	WHITE	Negative	0
23	992	8/26/2021 11:40	Paint	1.09	SECOND	C	HALL	WALL	PLASTER	POOR	WHITE	Negative	0
24	993	8/26/2021 11:41	Paint	1.09	SECOND	A	HALL	WALL	PLASTER	POOR	WHITE	Negative	0
25	994	8/26/2021 11:41	Paint	1.09	SECOND	A	HALL	CEILING	PLASTER	POOR	WHITE	Negative	0
26	995	8/26/2021 11:41	Paint	1.08	SECOND	A	BATHROOM	CEILING	PLASTER	POOR	WHITE	Negative	0
27	996	8/26/2021 11:41	Paint	1.08	SECOND	B	BATHROOM	DOOR FRAME	WOOD	FAIR	WHITE	Negative	0
28	997	8/26/2021 11:41	Paint	1.08	SECOND	B	BATHROOM	DOOR	WOOD	FAIR	WHITE	Negative	0
29	998	8/26/2021 11:42	Paint	1.09	SECOND	B	BATHROOM	WALL	DRYWALL	INTACT	WHITE	Negative	0
30	999	8/26/2021 11:42	Paint	1.09	SECOND	D	BATHROOM	WALL	DRYWALL	INTACT	WHITE	Negative	0
31	1000	8/26/2021 11:42	Paint	1.09	SECOND	A	BATHROOM	WALL	DRYWALL	INTACT	WHITE	Negative	0
32	1001	8/26/2021 11:42	Paint	1.09	SECOND	C	BATHROOM	WALL	DRYWALL	INTACT	WHITE	Negative	0
33	1002	8/26/2021 11:42	Paint	1.09	SECOND	C	BEDROOM 2	WALL	DRYWALL	INTACT	WHITE	Negative	0
34	1003	8/26/2021 11:42	Paint	1.08	SECOND	A	BEDROOM 2	WALL	DRYWALL	INTACT	WHITE	Negative	0



**E n v i r o n m e n t a l   C o n s u l t i n g   G r o u p ,   I n c .**

August 31, 2021

Mr. Timothy Williams  
City of Harvey  
15320 Broadway Avenue  
Harvey, Illinois 60436

Re:    **Asbestos and Lead-Based Paint Testing Report**  
      PIN #29-17-317-031-0000  
      15736 Park Avenue  
      Harvey, Illinois

Dear Mr. Williams:

In response to your request, Environmental Consulting Group, Inc. (ECG) has completed testing of suspect asbestos-containing materials (ACMs) and lead-based painted (LBP) components. The samples were collected from the residence located at 15736 Park Avenue, in Harvey, Illinois. This residence is scheduled for demolition. This report provides an executive summary, an outline of the scope-of-work, and analytical results for the materials tested.

**1.0 Executive Summary**

On August 19, 2021, ECG collected 15 samples of suspect asbestos-containing materials from the subject residence. Also, during the inspection a total of five (5) lead test points (readings) were obtained using an X-Ray Fluorescence (XRF) analyzer.

**The results of testing showed that the following building materials sampled are classified as ACMs:**

- **Black mastic dots on drywall wall – interior of house**

**None of the painted components sampled tested positive for lead-based paint during the inspection.**

## **2.0 Scope-of-Work**

The scope-of-work for this project included testing suspect ACMs and LBPs prior to demolition activities. ECG representative Mr. Thad Ryniak completed the sampling on August 19, 2021. Mr. Ryniak is an Illinois Department of Public Health-licensed Asbestos and Lead Risk Assessor.

ECG certifications are located in Appendix A.

## **3.0 Analytical Testing - Asbestos**

Samples were sent for analysis to SanAir Technologies Laboratory (SanAir), located in Powhatan, Virginia. SanAir is recognized under the National Voluntary Laboratory Accreditation Program (NVLAP) as Laboratory #20002946-0. All samples were analyzed by EPA 600/R-93/116 Method using Polarized Light Microscopy (PLM) methods with dispersion staining as described by the interim method of the determination of asbestos in the bulk insulation, Federal Register Volume 47, No 103, May 27, 1982. This is a standard method of analysis in optical mineralogy and the current specified method for the determination of asbestos in bulk samples in Appendix A, Subpart F, 40 CFR Part 763, Section 1.

During analysis, a suspect asbestos-containing material is immersed in a solution of known refractive index and subjected to illumination by polarized light. The characteristic color displays that result enable mineral identification. PLM is an Environmental Protection Agency (EPA)-recognized method for determining asbestos content in bulk samples.

#### **4.0 Inspection Results - Asbestos**

U.S. Environmental Protection Agency (EPA) defines asbestos-containing materials (ACMs) as those materials containing greater than 1% (>1%) asbestos by weight. It should be noted that similar materials may be located in areas concealed by floors, walls, chases, riser columns, etc., and that were otherwise inaccessible during the survey. Any homogeneous materials found in the building similar to those listed as asbestos herein, must be handled as an ACM. Every attempt was made to thoroughly inspect for the presence of suspect ACM throughout the subject building. Representative and random sampling was performed by ECG throughout the subject buildings.

Any additional suspect ACM not specifically listed in this report should be assumed to contain asbestos until it can be sampled and analyzed prior to disturbance, in accordance with applicable regulatory standards.

Table I in Appendix B summarizes the results of the asbestos testing. Analytical results and laboratory certifications are located in Appendix C.

#### **5.0 Analytical Testing – Lead-Based Paint**

A Niton XRF analyzer, model XLp300, was utilized to test building components for the presence of lead-based paint. The XRF utilizes a radioactive cadmium source to determine whether lead is present in a surface. During testing, the cadmium source releases a controlled gamma ray beam onto a surface and, by measuring the diffraction gradient of the reflected emissions, the XRF detector can determine whether or not lead is present in the surface material (e.g. paint). To ensure an accurate reading, the XRF was calibrated at the beginning and end of the inspection.

Required information regarding the XRF analyzer is located in Appendix D.

## **6.0 Inspection Results – Lead-Based Paint**

According to the Environmental Protection Agency (EPA), the definition of lead-based paint is paint with a composition that includes lead at a concentration greater than or equal to one milligram of lead per square centimeter (1.0 mg/cm<sup>2</sup>).

Table II in Appendix E summarizes the lead-based paint testing results. Condition of all painted surfaces tested is also included in Appendix E. Positive readings area highlighted in red.

## **7.0 Conclusions**

On August 19, 2021, ECG collected 15 samples of suspect asbestos-containing materials from the subject residence. Also, during the inspection a total of five (5) lead test points (readings) were obtained using an X-Ray Fluorescence (XRF) analyzer.

**The results of testing showed that the following building materials sampled are classified as ACMs:**


- **Black mastic dots on drywall wall – interior of house**

**None of the painted components sampled tested positive for lead-based paint during the inspection.**

If you have any questions or comments, please contact our office.

Sincerely,

**ENVIRONMENTAL CONSULTING GROUP, INC.**



Thad Ryniak  
Project Manager

## **Appendices**

Appendix A – ECG Certifications

Appendix B – Table I - Asbestos Bulk Sampling Results Table

Appendix C – Asbestos Analytical Results and Laboratory Certifications

Appendix D – XRF Documentation

Appendix E – Table II - Lead-Based Paint Testing Results Table



## **Appendix A**

### **ECG Certifications**



525-535 West Jefferson Street • Springfield, Illinois 62761-0001 • [www.dph.illinois.gov](http://www.dph.illinois.gov)

**THAD J RYNIAK**  
400 VILLAGE CIRCLE #302  
WILLOW SPRINGS, IL 60480

4/13/2021



ASBESTOS PROFESSIONAL LICENSE ID NUMBER: 09551

Enclosed is your Asbestos Professional License. Please note the expiration date on the card and in the image depicted below.

**COPY OF THE ASBESTOS PROFESSIONAL LICENSE**

Front of License

Back of License

 <b>ASBESTOS PROFESSIONAL LICENSE</b>			<b>ENDORSEMENTS</b>	<b>TC EXPIRES</b>
<b>ID NUMBER</b> 100 - 09551	<b>ISSUED</b> 4/13/2021	<b>EXPIRES</b> 05/15/2022	INSPECTOR	11/13/2021
<b>THAD J RYNIAK</b> 400 VILLAGE CIRCLE #302 WILLOW SPRINGS, IL 60480 Environmental Health			PROJECT MANAGER AIR SAMPLING PROFESSIONAL	11/14/2021
			<b>Alteration of this license shall result in legal action</b> This license issued under authority of the State of Illinois Department of Public Health This license is valid only when accompanied by a valid training course certificate.	

If you have any questions or need further assistance, contact the Asbestos Program at (217)782-3517 or fax (217)785-5897.

Our WEB address is: [dph.illinois.gov/topics-services/environmental-health-protection/asbestos](http://dph.illinois.gov/topics-services/environmental-health-protection/asbestos)  
EMAIL Address: [dph.asbestos@illinois.gov](mailto:dph.asbestos@illinois.gov)

2020



OCCUPATIONAL TRAINING & SUPPLY, INC.  
7233 S. Adams Street | Willowbrook, IL 60527 | (630) 655-3900 | [www.otssafety.com](http://www.otssafety.com)

# Asbestos Building Inspector Refresher

Occupational Training & Supply, Inc. certifies that

**Thad Ryniak**

has successfully completed the Asbestos Building Inspector Refresher course and has passed the competency exam with a minimum score of 70%. The course is accredited by the Illinois Department of Public Health and Indiana Department of Environmental Management for purposes of accreditation in accordance with EPA 40 CFR 763, Asbestos Hazard Emergency response Act (AHERA) and TSCA Title II.

Course Date: 11/13/2020

Exam Date: 11/13/2020

Expiration Date: 11/13/2021

Certificate Number: BIR2011132441

Kathy DeSalvo, Director



525-535 West Jefferson Street • Springfield, Illinois 62761-0001 • [www.dph.illinois.gov](http://www.dph.illinois.gov)

1/13/2021

LICENSE NUMBER: 011252

Thad J Ryniak  
400 Village Cir., Apt #302  
Willow Springs, IL 60480

### LICENSE APPROVED

IDPH recently received and reviewed your application for lead licensure. Your qualifications have been reviewed and found that you meet the requirements set forth by the Lead Poisoning Prevention Code, Section 845.125. Therefore, your application for lead licensure is now complete. Enclosed please find your lead license card. Please have this identification card with you at all times while conducting lead abatement activities.

IDPH has updated its 7 – Day Notice of Commencement effective immediately. The revised document can be identified by its 9/16 revision date on the bottom left corner. Please discontinue using the old form and begin using the new form as soon as possible. The revised form is located in the same web address that the old form was located (<http://www.dph.illinois.gov/sites/default/files/forms/7-day-notice-leadabatement-mitigation-project-091916.pdf>).



**PROTECTING HEALTH, IMPROVING LIVES**  
*Nationally Accredited by PHAB*



# Environmental Management Institute

5610 Crawfordsville Road, Suite 15, Indianapolis, Indiana 46224-3714

317/248-4848 • 800/488-8842 • FAX 317/248-4846  
[www.spea.iupui.edu/Envtl\\_mgmt](http://www.spea.iupui.edu/Envtl_mgmt)

This confirms that

**Thad Ryniak**

400 Village Circle #302  
Willow Springs, IL 60480

Completed the 8 Instructional Hour Refresher Course

**Lead Risk Assessor**

Course Date  
July 24, 2019

and Successfully Passed the Examination  
July 24, 2019

Joan B. Ketterman  
Training Manager

Jack E. Leonard  
Instructor

Certificate: LRAR- 3006

Approved by: Illinois Department of Public Health (Expires 3 years from exam date)  
Indiana State Department of Health (Expires 3 years from exam date)  
U.S. Environmental Protection Agency

## **Appendix B**

### **Table I - Asbestos Bulk Sampling Results Table**



**Table I - Asbestos Results Summary Table**

City of Harvey  
15736 Park Avenue  
Harvey, Illinois

Sample ID	Material Sampled	Location	% Asbestos
1	Red roof shingle	Exterior	None Detected
2	Multi-color siding shingle	Exterior	None Detected
3	Black roof tar paper	Exterior	None Detected
4	Black siding tar paper	Exterior	None Detected
5	White drywall wall	Kitchen	None Detected
6	White drywall compound	Kitchen	None Detected
7	White plaster top coat	Bathroom	None Detected
8	Gray plaster bottom coat	Bathroom	None Detected
9	12"x12" beige floor tile	Kitchen	None Detected
10	Brown mastic under 09	Kitchen	None Detected
11	Red sheet floor	Kitchen	None Detected
12	Black tar paper under 11	Kitchen	None Detected
13	1'x1' white ceiling tile	Dining room	None Detected
14	Brown glue pad under 13	Dining room	None Detected
9	Black wall mastic	Interior of house on wall	<b>8% Chrysotile</b>

## **Appendix C**

### **Asbestos Analytical Results and Laboratory Certifications**





**The Identification Specialists**

Analysis Report  
prepared for  
Environmental Consulting Group

**Report Date: 8/25/2021**

**Project Name: City Of Harvey**

**Project #: AA213091-654**

**SanAir ID#: 21043867**



NVLAP LAB CODE 200870-0

1551 Oakbridge Dr. Suite B | Powhatan, Virginia 23139-8061  
888.895.1177 | 804.897.1177 | fax: 804.897.0070 | [IAQ@SanAir.com](mailto:IAQ@SanAir.com) | [SanAir.com](http://SanAir.com)



SanAir ID Number

21043867

FINAL REPORT

8/25/2021 3:22:16 PM

**Name:** Environmental Consulting Group  
**Address:** 105 S. York Road, Suite 250  
Elmhurst, IL 60126  
**Phone:** 630-607-0060

**Project Number:** AA213091-654  
**P.O. Number:**  
**Project Name:** City Of Harvey  
**Collected Date:** 8/19/2021  
**Received Date:** 8/20/2021 9:55:00 AM

Dear Thad Ryniak,

We at SanAir would like to thank you for the work you recently submitted. The 15 sample(s) were received on Friday, August 20, 2021 via FedEx. The final report(s) is enclosed for the following sample(s): 01, 02, 03, 04, 05, 06, 07, 08, 09, 10, 11, 12, 13, 14, 09.

These results only pertain to this job and should not be used in the interpretation of any other job. This report is only complete in its entirety. Refer to the listing below of the pages included in a complete final report.

Sincerely,

A handwritten signature in black ink that reads "Sandra Sobrino".

Sandra Sobrino  
Asbestos & Materials Laboratory Manager  
SanAir Technologies Laboratory

**Final Report Includes:**

- Cover Letter
- Analysis Pages
- Disclaimers and Additional Information

**Sample conditions:**

- 1 samples in Discrepancy w/ COC condition. (#6)
- 14 samples in Good condition.



SanAir ID Number

21043867

FINAL REPORT

8/25/2021 3:22:16 PM

**Name:** Environmental Consulting Group  
**Address:** 105 S. York Road, Suite 250  
Elmhurst, IL 60126  
**Phone:** 630-607-0060

**Project Number:** AA213091-654**P.O. Number:****Project Name:** City Of Harvey**Collected Date:** 8/19/2021**Received Date:** 8/20/2021 9:55:00 AM

Analyst: Childress, Susan

**Asbestos Bulk PLM EPA 600/R-93/116**

SanAir ID / Description	Stereoscopic	Components		Asbestos Fibers
	Appearance	% Fibrous	% Non-fibrous	
01 / 21043867-001 Roof Shingle House Exterior	Red Non-Fibrous Heterogeneous	15% Cellulose	85% Other	None Detected
02 / 21043867-002 Siding Shingle House Exterior	Various Non-Fibrous Heterogeneous	30% Cellulose	70% Other	None Detected
03 / 21043867-003 Roof Tar Paper House Exterior	Black Fibrous Homogeneous	50% Cellulose	50% Other	None Detected
04 / 21043867-004 Siding Tar Paper House Exterior	Black Fibrous Homogeneous	50% Cellulose	50% Other	None Detected
05 / 21043867-005 Drywall Wall House Kitchen	White Non-Fibrous Homogeneous	2% Cellulose	98% Other	None Detected
06 / 21043867-006 Drywall Compound House Kitchen	White Non-Fibrous Homogeneous		100% Other	None Detected
07 / 21043867-007 Plaster Top Coat House Bathroom	White Non-Fibrous Homogeneous		100% Other	None Detected
08 / 21043867-008 Plaster Bottom Coat House Bathroom	Grey Non-Fibrous Homogeneous	< 1% Hair	100% Other	None Detected
09 / 21043867-009 12"x12" Floor Tile House Kitchen	Beige Non-Fibrous Homogeneous		100% Other	None Detected
10 / 21043867-010 Mastic Under 09 House Kitchen	Brown Non-Fibrous Homogeneous	< 1% Cellulose	100% Other	None Detected

Analyst: *Susan P. Childress*

Approved Signatory:

*Johnathan Wilson*

Analysis Date: 8/25/2021

Date: 8/25/2021



SanAir ID Number

21043867

FINAL REPORT

8/25/2021 3:22:16 PM

**Name:** Environmental Consulting Group  
**Address:** 105 S. York Road, Suite 250  
Elmhurst, IL 60126  
**Phone:** 630-607-0060

**Project Number:** AA213091-654**P.O. Number:****Project Name:** City Of Harvey**Collected Date:** 8/19/2021**Received Date:** 8/20/2021 9:55:00 AM

Analyst: Childress, Susan

**Asbestos Bulk PLM EPA 600/R-93/116**

SanAir ID / Description	Stereoscopic	Components		Asbestos Fibers
	Appearance	% Fibrous	% Non-fibrous	
11 / 21043867-011 Sheet Floor House Kitchen	Red Non-Fibrous Homogeneous		97% Other	3% Chrysotile
12 / 21043867-012 Tar Paper Under 11 House Kitchen	Black Non-Fibrous Homogeneous	40% Cellulose	60% Other	None Detected
13 / 21043867-013 1'x1' Ceiling Tile House Kitchen	White Fibrous Homogeneous	85% Cellulose	15% Other	None Detected
14 / 21043867-014 Glue Pad Under 13 House Dining Room	Brown Non-Fibrous Homogeneous		100% Other	None Detected
09 / 21043867-015 Mastic	Black Non-Fibrous Homogeneous		92% Other	8% Chrysotile

Analyst: *Susan P. Childress*

Approved Signatory:

*Johnathan Wilson*

Analysis Date: 8/25/2021

Date: 8/25/2021

## **Disclaimer**

This report is the sole property of the client named on the SanAir Technologies Laboratory chain-of-custody (COC). Results in the report are confidential information intended only for the use by the customer listed on the COC. Neither results nor reports will be discussed with or released to any third party without our client's written permission. The final report shall not be reproduced except in full without written approval of the laboratory to assure that parts of the report are not taken out of context. The information provided in this report applies only to the samples submitted and is relevant only for the date, time, and location of sampling. The accuracy of the results is dependent upon the client's sampling procedure and information provided to the laboratory by the client. SanAir assumes no responsibility for the sampling procedure and will provide evaluation reports based solely on the sample(s) in the condition in which they arrived at the laboratory and information provided by the client on the COC, such as: project number, project name, collection dates, po number, special instructions, samples collected by, sample numbers, sample identifications, sample type, selected analysis type, flow rate, total volume or area, and start stop times that may affect the validity of the results in this report. Samples were received in good condition unless otherwise noted on the report. SanAir assumes no responsibility or liability for the manner in which the results are used or interpreted. This report does not constitute and shall not be used to claim product certification, approval, or endorsement by NVLAP, NIST, or any other U.S. governmental agencies and may not be certified by every local, state, and federal regulatory agencies.

Samples are held for a period of 60 days. Fibers smaller than 5 microns cannot be seen with this method due to scope limitations.

For NY state samples, method EPA 600/M4-82-020 is performed.

### **NYELAP Disclaimer:**

Polarized- light microscopy is not consistently reliable in detecting asbestos in floor covering and similar non-friable organically bound materials. Quantitative transmission electron microscopy is currently the only method that can be used to determine if this material can be considered or treated as non-asbestos containing.

### **Asbestos Certifications**

NVLAP lab code 200870-0

City of Philadelphia: ALL-460

PA Department of Environmental Protection Number: 68-05397

California License Number: 2915

Colorado License Number: AL-23143

Connecticut License Number: PH-0105

Massachusetts License Number: AA000222

Maine License Number: LB-0075, LA-0084

New York ELAP lab ID: 11983

Rhode Island License Number: PCM00126, PLM00126, TEM00126

Texas Department of State Health Services License Number: 300440

Commonwealth of Virginia 3333000323

Washington State License Number: C989

West Virginia License Number: LT000616

Vermont License: AL166318

Louisiana Department of Environmental Quality: 212253, Cert 05088

Revision Date: 8/14/2020

Environmental Consulting Group, Inc.  
105 S. York St., Suite 250  
Elmhurst, IL 60126  
Phone: (630) 607-0060  
Fax: (630) 607-0650

**Asbestos Bulk Sampling Log  
and Chain of Custody Form**

Page 1 of 1

210430007

Project Name City of Harvey

Project Location 15730 PARK AVENUE HARVEY, IL

Date of Collection 8-19-21

ECG Project No. ATA213091-654

Turn Around ☐ Immediate ☐ 6 Hrs ☐ 24 Hrs ☒ 48 Hrs ☐ 72 Hrs ☐ 96 Hrs

Analysis Requested: ☒ PLM ☐ TEM EPA NOB - EPA 600/R-93/116b ☐ Chatfield Method ☐ TEM Qualitative via Filtration Prep Technique

Report Results: ☒ E-mail: mschley@envco.com ☐ Stop at 1st Positive

**Chain of Custody Information**

Inspector Taking Samples: Tracy E. Brown

Person Delivering at Lab and Time: Tracy E. Brown

Person Receiving at Lab and Time: Julie 8/20/21 9:00am

Sample No.	HA	Material Description	Location Sampled
01	1	Red roof shingles	HOUSE EXTENSION
02	2	MULTI-COLOR SHINGLES	HOUSE EXTENSION
03	3	BRICK ROOF TAIL SHEET	HOUSE EXTENSION
04	4	SHINGLES	HOUSE EXTENSION
05	5	WHITE VINYL Siding	KITCHEN
06	6	SHINGLES	KITCHEN
07	7	PLASTER TOP COAT	BATHROOM
08	8	Grout	BATHROOM
09	9	WHITE VINYL Siding	KITCHEN
10	10	Blue Masonry under drain	KITCHEN
11	11	Red Masonry under drain	KITCHEN
12	12	BRICK TAIL SHEET UNDER TAIL	BATHROOM
13	13	WHITE VINYL Siding	BATHROOM
14	14	Plaster under drain	BATHROOM

Comments

United States Department of Commerce  
National Institute of Standards and Technology



---

## Certificate of Accreditation to ISO/IEC 17025:2017

---

NVLAP LAB CODE: 200870-0

**SanAir Technologies Laboratory, Inc.**  
Powhatan, VA

*is accredited by the National Voluntary Laboratory Accreditation Program for specific services,  
listed on the Scope of Accreditation, for:*


### **Asbestos Fiber Analysis**

*This laboratory is accredited in accordance with the recognized International Standard ISO/IEC 17025:2017.  
This accreditation demonstrates technical competence for a defined scope and the operation of a laboratory quality  
management system (refer to joint ISO-ILAC-IAF Communique dated January 2009).*

---

2021-04-01 through 2022-03-31

*Effective Dates*



---

*Tara S. Haman*  
For the National Voluntary Laboratory Accreditation Program

**SCOPE OF ACCREDITATION TO ISO/IEC 17025:2017**

**SanAir Technologies Laboratory, Inc.**

1551 Oakbridge Drive

Suite B

Powhatan, VA 23139

Ms. Sandra Sobrino

Phone: 804-897-1177 Fax: 804-897-0070

Email: [ssobrino@sanair.com](mailto:ssobrino@sanair.com)

<http://www.sanair.com>

**ASBESTOS FIBER ANALYSIS**

**NVLAP LAB CODE 200870-0**

**Bulk Asbestos Analysis**

**Code**

**Description**

18/A01

EPA -- 40 CFR Appendix E to Subpart E of Part 763, Interim Method of the Determination of Asbestos in Bulk Insulation Samples

18/A03

EPA 600/R-93/116: Method for the Determination of Asbestos in Bulk Building Materials


**Airborne Asbestos Analysis**

**Code**

**Description**

18/A02

U.S. EPA's "Interim Transmission Electron Microscopy Analytical Methods-Mandatory and Nonmandatory-and Mandatory Section to Determine Completion of Response Actions" as found in 40 CFR, Part 763, Subpart E, Appendix A.



*For the National Voluntary Laboratory Accreditation Program*



## **Appendix D**

### **XRF Documentation**

## Performance Characteristic Sheet

EFFECTIVE DATE: September 24, 2004

EDITION NO.: 1

### MANUFACTURER AND MODEL:

Make: Niton LLC

Tested Model: XLp 300

Source:  $^{109}\text{Cd}$ 

Note: This PCS is also applicable to the equivalent model variations indicated below, for the Lead-in-Paint K+L variable reading time mode, in the XLi and XLp series:

XLi 300A, XLi 301A, XLi 302A and XLi 303A.

XLp 300A, XLp 301A, XLp 302A and XLp 303A.

XLi 700A, XLi 701A, XLi 702A and XLi 703A.

XLp 700A, XLp 701A, XLp 702A, and XLp 703A.

Note: The XLi and XLp versions refer to the shape of the handle part of the instrument. The differences in the model numbers reflect other modes available, in addition to Lead-in-Paint modes. The manufacturer states that specifications for these instruments are identical for the source, detector, and detector electronics relative to the Lead-in-Paint mode.

## FIELD OPERATION GUIDANCE

### OPERATING PARAMETERS:

Lead-in-Paint K+L variable reading time mode.

### XRF CALIBRATION CHECK LIMITS:

0.8 to 1.2 mg/cm<sup>2</sup> (inclusive)

The calibration of the XRF instrument should be checked using the paint film nearest 1.0 mg/cm<sup>2</sup> in the NIST Standard Reference Material (SRM) used (e.g., for NIST SRM 2579, use the 1.02 mg/cm<sup>2</sup> film).

If readings are outside the acceptable calibration check range, follow the manufacturer's instructions to bring the instruments into control before XRF testing proceeds.

### SUBSTRATE CORRECTION:

For XRF results using Lead-in-Paint K+L variable reading time mode, substrate correction is not needed for:

Brick, Concrete, Drywall, Metal, Plaster, and Wood

### INCONCLUSIVE RANGE OR THRESHOLD:

K+L MODE READING DESCRIPTION	SUBSTRATE	THRESHOLD (mg/cm <sup>2</sup> )
Results not corrected for substrate bias on any substrate	Brick	1.0
	Concrete	1.0
	Drywall	1.0
	Metal	1.0
	Plaster	1.0
	Wood	1.0

## BACKGROUND INFORMATION

### EVALUATION DATA SOURCE AND DATE:

This sheet is supplemental information to be used in conjunction with Chapter 7 of the HUD *Guidelines for the Evaluation and Control of Lead-Based Paint Hazards in Housing* ("HUD Guidelines"). Performance parameters shown on this sheet are calculated from the EPA/HUD evaluation using archived building components. Testing was conducted in August 2004 on 133 testing combinations. The instruments that were used to perform the testing had new sources; one instrument's was installed in November 2003 with 40 mCi initial strength, and the other's was installed June 2004 with 40 mCi initial strength.

### OPERATING PARAMETERS:

Performance parameters shown in this sheet are applicable only when properly operating the instrument using the manufacturer's instructions and procedures described in Chapter 7 of the HUD Guidelines.

### SUBSTRATE CORRECTION VALUE COMPUTATION:

Substrate correction is not needed for brick, concrete, drywall, metal, plaster or wood when using Lead-in-Paint K+L variable reading time mode, the normal operating mode for these instruments. If substrate correction is desired, refer to Chapter 7 of the HUD Guidelines for guidance on correcting XRF results for substrate bias.

### EVALUATING THE QUALITY OF XRF TESTING:

Randomly select ten testing combinations for retesting from each house or from two randomly selected units in multifamily housing. Use the K+L variable time mode readings.

Conduct XRF retesting at the ten testing combinations selected for retesting.

Determine if the XRF testing in the units or house passed or failed the test by applying the steps below.

Compute the Retest Tolerance Limit by the following steps:

Determine XRF results for the original and retest XRF readings. Do not correct the original or retest results for substrate bias. In single-family housing a result is defined as the average of three readings. In multifamily housing, a result is a single reading. Therefore, there will be ten original and ten retest XRF results for each house or for the two selected units.

Calculate the average of the original XRF result and retest XRF result for each testing combination.

Square the average for each testing combination.

Add the ten squared averages together. Call this quantity C.

Multiply the number C by 0.0072. Call this quantity D.

Add the number 0.032 to D. Call this quantity E.

Take the square root of E. Call this quantity F.

Multiply F by 1.645. The result is the Retest Tolerance Limit.

Compute the average of all ten original XRF results.

Compute the average of all ten re-test XRF results.

Find the absolute difference of the two averages.

If the difference is less than the Retest Tolerance Limit, the inspection has passed the retest. If the difference of the overall averages equals or exceeds the Retest Tolerance Limit, this procedure should be repeated with ten new testing combinations. If the difference of the overall averages is equal to or greater than the Retest Tolerance Limit a second time, then the inspection should be considered deficient.

Use of this procedure is estimated to produce a spurious result approximately 1% of the time. That is, results of this procedure will call for further examination when no examination is warranted in approximately 1 out of 100 dwelling units tested.

#### TESTING TIMES:

For the Lead-in-Paint K+L variable reading time mode, the instrument continues to read until it is moved away from the testing surface, terminated by the user, or the instrument software indicates the reading is complete. The following table provides testing time information for this testing mode. The times have been adjusted for source decay, normalized to the initial source strengths as noted above. Source strength and type of substrate will affect actual testing times. At the time of testing, the instruments had source strengths of 26.6 and 36.6 mCi.

Testing Times Using K+L Reading Mode (Seconds)						
	All Data			Median for laboratory-measured lead levels (mg/cm <sup>2</sup> )		
Substrate	25 <sup>th</sup> Percentile	Median	75 <sup>th</sup> Percentile	Pb < 0.25	0.25 ≤ Pb < 1.0	1.0 ≤ Pb
Wood Drywall	4	11	19	11	15	11
Metal	4	12	18	9	12	14
Brick Concrete Plaster	8	16	22	15	18	16

#### CLASSIFICATION RESULTS:

XRF results are classified as positive if they are greater than or equal to the threshold, and negative if they are less than the threshold.

#### DOCUMENTATION:

A document titled *Methodology for XRF Performance Characteristic Sheets* provides an explanation of the statistical methodology used to construct the data in the sheets, and provides empirical results from using the recommended inconclusive ranges or thresholds for specific XRF instruments. For a copy of this document call the National Lead Information Center Clearinghouse at 1-800-424-LEAD.

This XRF Performance Characteristic Sheet was developed by the Midwest Research Institute (MRI) and QuanTech, Inc., under a contract between MRI and the XRF manufacturer. HUD has determined that the information provided here is acceptable when used as guidance in conjunction with Chapter 7, Lead-Based Paint Inspection, of HUD's *Guidelines for the Evaluation and Control of Lead-Based Paint Hazards in Housing*.

## **Appendix E**

### **Table II - Lead-Based Paint Testing Results Table**

**Table 1: Lead-Based Paint Testing Results**

15736 Park Avenue

Harvey, Illinois

	A	B	C	D	F	G	H	I	J	K	L	M	N
1	Reading No	Date and Time	Type	Duration	Floor	Side	Room	Component	Substrate	Condition	Color	Results	Lead Concentration (Mg/Cm <sup>2</sup> )
2	678	8/19/2021 10:37	Paint	1.1	FIRST	D	EXTERIOR	DOOR	WOOD	POOR	BROWN	Negative	0
3	679	8/19/2021 10:37	Paint	1.1	FIRST	D	EXTERIOR	DOOR FRAME	WOOD	POOR	WHITE	Negative	0
4	680	8/19/2021 10:38	Paint	3.28	FIRST	A	EXTERIOR	HANDRAIL	WOOD	POOR	BEIGE	Negative	0
5	681	8/19/2021 10:38	Paint	2.56	FIRST	B	BATHROOM	HANDRAIL	WOOD	POOR	WHITE	Negative	0
6	682	8/19/2021 10:39	Paint	2.93	FIRST	B	BATHROOM	BALUSTER	WOOD	POOR	WHITE	Negative	0



**E n v i r o n m e n t a l   C o n s u l t i n g   G r o u p ,   I n c .**

October 5, 2021

Mr. Timothy Williams  
City of Harvey  
15320 Broadway Avenue  
Harvey, Illinois 60436

Re:    **Asbestos and Lead-Based Paint Testing Report**  
      PIN #29-18-422-036-0000  
      15746 Marshfield Avenue  
      Harvey, Illinois

Dear Mr. Williams:

In response to your request, Environmental Consulting Group, Inc. (ECG) has completed testing of suspect asbestos-containing materials (ACMs) and lead-based painted (LBP) components. The samples were collected from the residence located at 15746 Marshfield Avenue, in Harvey, Illinois. This residence is scheduled for demolition. This report provides an executive summary, an outline of the scope-of-work, and analytical results for the materials tested.

**1.0 Executive Summary**

On September 30, 2021, ECG collected seven (7) samples of suspect asbestos-containing materials from the subject building. Also, during the inspection a total of 11 lead test points (readings) were obtained using an X-Ray Fluorescence (XRF) analyzer.

**The results of testing showed that none of the building materials sampled are classified as ACMs.**

**The following painted components sampled tested positive for lead-based paint during the inspection.**

- **White window components – exterior of house**

## **2.0 Scope-of-Work**

The scope-of-work for this project included testing suspect ACMs and LBPs prior to demolition activities. ECG representative Mr. Thad Ryniak completed the sampling on September 30, 2021. Mr. Ryniak is an Illinois Department of Public Health-licensed Asbestos and Lead Risk Assessor.

ECG certifications are located in Appendix A.

## **3.0 Analytical Testing - Asbestos**

Samples were sent for analysis to SanAir Technologies Laboratory (SanAir), located in Powhatan, Virginia. SanAir is recognized under the National Voluntary Laboratory Accreditation Program (NVLAP) as Laboratory #20002946-0. All samples were analyzed by EPA 600/R-93/116 Method using Polarized Light Microscopy (PLM) methods with dispersion staining as described by the interim method of the determination of asbestos in the bulk insulation, Federal Register Volume 47, No 103, May 27, 1982. This is a standard method of analysis in optical mineralogy and the current specified method for the determination of asbestos in bulk samples in Appendix A, Subpart F, 40 CFR Part 763, Section 1.

During analysis, a suspect asbestos-containing material is immersed in a solution of known refractive index and subjected to illumination by polarized light. The characteristic color displays that result enable mineral identification. PLM is an Environmental Protection Agency (EPA)-recognized method for determining asbestos content in bulk samples.



#### **4.0 Inspection Results - Asbestos**

U.S. Environmental Protection Agency (EPA) defines asbestos-containing materials (ACMs) as those materials containing greater than 1% (>1%) asbestos by weight. It should be noted that similar materials may be located in areas concealed by floors, walls, chases, riser columns, etc., and that were otherwise inaccessible during the survey. Any homogeneous materials found in the building similar to those listed as asbestos herein, must be handled as an ACM. Every attempt was made to thoroughly inspect for the presence of suspect ACM throughout the subject building. Representative and random sampling was performed by ECG throughout the subject buildings.

Any additional suspect ACM not specifically listed in this report should be assumed to contain asbestos until it can be sampled and analyzed prior to disturbance, in accordance with applicable regulatory standards.

Table I in Appendix B summarizes the results of the asbestos testing. Analytical results and laboratory certifications are located in Appendix C.

#### **5.0 Analytical Testing – Lead-Based Paint**

A Niton XRF analyzer, model XLp300, was utilized to test building components for the presence of lead-based paint. The XRF utilizes a radioactive cadmium source to determine whether lead is present in a surface. During testing, the cadmium source releases a controlled gamma ray beam onto a surface and, by measuring the diffraction gradient of the reflected emissions, the XRF detector can determine whether or not lead is present in the surface material (e.g. paint). To ensure an accurate reading, the XRF was calibrated at the beginning and end of the inspection.

Required information regarding the XRF analyzer is located in Appendix D.

## **6.0 Inspection Results – Lead-Based Paint**

According to the Environmental Protection Agency (EPA), the definition of lead-based paint is paint with a composition that includes lead at a concentration greater than or equal to one milligram of lead per square centimeter (1.0 mg/cm<sup>2</sup>).

Table II in Appendix E summarizes the lead-based paint testing results. Condition of all painted surfaces tested is also included in Appendix E. Positive readings area highlighted in red.

## **7.0 Conclusions**

On September 30, 2021, ECG collected seven (7) samples of suspect asbestos-containing materials from the subject building. Also, during the inspection a total of 11 lead test points (readings) were obtained using an X-Ray Fluorescence (XRF) analyzer.

**The results of testing showed that none of the building materials sampled are classified as ACMs.**


**The following painted components sampled tested positive for lead-based paint during the inspection.**

- **White window components – exterior of house**

If you have any questions or comments, please contact our office.

Sincerely,

**ENVIRONMENTAL CONSULTING GROUP, INC.**



Thad Ryniak  
Project Manager

## **Appendices**

Appendix A – ECG Certifications

Appendix B – Table I - Asbestos Bulk Sampling Results Table

Appendix C – Asbestos Analytical Results and Laboratory Certifications

Appendix D – XRF Documentation

Appendix E – Table II - Lead-Based Paint Testing Results Table

## **Appendix A**

### **ECG Certifications**



525-535 West Jefferson Street • Springfield, Illinois 62761-0001 • [www.dph.illinois.gov](http://www.dph.illinois.gov)

**THAD J RYNIAK**  
400 VILLAGE CIRCLE #302  
WILLOW SPRINGS, IL 60480

4/13/2021



ASBESTOS PROFESSIONAL LICENSE ID NUMBER: 09551

Enclosed is your Asbestos Professional License. Please note the expiration date on the card and in the image depicted below.

**COPY OF THE ASBESTOS PROFESSIONAL LICENSE**

Front of License

Back of License

 <b>ASBESTOS PROFESSIONAL LICENSE</b>			<b>ENDORSEMENTS</b>	<b>TC EXPIRES</b>
<b>ID NUMBER</b> 100 - 09551	<b>ISSUED</b> 4/13/2021	<b>EXPIRES</b> 05/15/2022	INSPECTOR	11/13/2021
<b>THAD J RYNIAK</b> 400 VILLAGE CIRCLE #302 WILLOW SPRINGS, IL 60480 Environmental Health			PROJECT MANAGER AIR SAMPLING PROFESSIONAL	11/14/2021
			<b>Alteration of this license shall result in legal action</b> This license issued under authority of the State of Illinois Department of Public Health This license is valid only when accompanied by a valid training course certificate.	

If you have any questions or need further assistance, contact the Asbestos Program at (217)782-3517 or fax (217)785-5897.

Our WEB address is: [dph.illinois.gov/topics-services/environmental-health-protection/asbestos](http://dph.illinois.gov/topics-services/environmental-health-protection/asbestos)  
EMAIL Address: [dph.asbestos@illinois.gov](mailto:dph.asbestos@illinois.gov)

2020



OCCUPATIONAL TRAINING & SUPPLY, INC.

7233 S. Adams Street | Willowbrook, IL 60527 | (630) 655-3900 | [www.otssafety.com](http://www.otssafety.com)

# Asbestos Building Inspector Refresher

Occupational Training & Supply, Inc. certifies that

**Thad Ryniak**

has successfully completed the Asbestos Building Inspector Refresher course and has passed the competency exam with a minimum score of 70%. The course is accredited by the Illinois Department of Public Health and Indiana Department of Environmental Management for purposes of accreditation in accordance with EPA 40 CFR 763, Asbestos Hazard Emergency response Act (AHERA) and TSCA Title II.

Course Date: 11/13/2020

Exam Date: 11/13/2020

Expiration Date: 11/13/2021

Certificate Number: BIR2011132441

Kathy DeSalvo, Director



525-535 West Jefferson Street • Springfield, Illinois 62761-0001 • [www.dph.illinois.gov](http://www.dph.illinois.gov)

1/13/2021

LICENSE NUMBER: 011252

Thad J Ryniak  
400 Village Cir., Apt #302  
Willow Springs, IL 60480

### LICENSE APPROVED

IDPH recently received and reviewed your application for lead licensure. Your qualifications have been reviewed and found that you meet the requirements set forth by the Lead Poisoning Prevention Code, Section 845.125. Therefore, your application for lead licensure is now complete. Enclosed please find your lead license card. Please have this identification card with you at all times while conducting lead abatement activities.

IDPH has updated its 7 – Day Notice of Commencement effective immediately. The revised document can be identified by its 9/16 revision date on the bottom left corner. Please discontinue using the old form and begin using the new form as soon as possible. The revised form is located in the same web address that the old form was located (<http://www.dph.illinois.gov/sites/default/files/forms/7-day-notice-leadabatement-mitigation-project-091916.pdf>).



PROTECTING HEALTH, IMPROVING LIVES  
*Nationally Accredited by PHAB*



# Environmental Management Institute

5610 Crawfordsville Road, Suite 15, Indianapolis, Indiana 46224-3714

317/248-4848 • 800/488-8842 • FAX 317/248-4846  
[www.spea.iupui.edu/Envtl\\_mgmt](http://www.spea.iupui.edu/Envtl_mgmt)

This confirms that

**Thad Ryniak**

400 Village Circle #302  
Willow Springs, IL 60480

Completed the 8 Instructional Hour Refresher Course

**Lead Risk Assessor**

Course Date  
July 24, 2019

and Successfully Passed the Examination  
July 24, 2019

Joan B. Ketterman  
Training Manager

Jack E. Leonard  
Instructor

Certificate: LRAR- 3006

Approved by: Illinois Department of Public Health (Expires 3 years from exam date)  
Indiana State Department of Health (Expires 3 years from exam date)  
U.S. Environmental Protection Agency

## **Appendix B**

### **Table I - Asbestos Bulk Sampling Results Table**





**Table I - Asbestos Results Summary Table**

City of Harvey  
15746 S. Marshfield Ave.  
Harvey, Illinois

Sample ID	Material Sampled	Location	% Asbestos
1	gray roof shingle	Exterior house	None Detected
2	gray roof shingle	Exterior garage	None Detected
3	black roof tar paper	Exterior house	None Detected
4	black roof tar paper	Exterior garage	None Detected
5	black siding tar paper	Exterior house	None Detected
6	white drywall wall	Interior living room	None Detected
7	white drywall compound	Interior living room	None Detected

## **Appendix C**

### **Asbestos Analytical Results and Laboratory Certifications**



**The Identification Specialists**

Analysis Report  
prepared for  
Environmental Consulting Group

**Report Date: 10/5/2021**

**Project Name: City Of Harvey**

**Project #: AA21**

**SanAir ID#: 21053380**



NVLAP LAB CODE 200870-0

1551 Oakbridge Dr. Suite B | Powhatan, Virginia 23139-8061  
888.895.1177 | 804.897.1177 | fax: 804.897.0070 | [IAQ@SanAir.com](mailto:IAQ@SanAir.com) | [SanAir.com](http://SanAir.com)



SanAir ID Number  
**21053380**  
FINAL REPORT  
10/5/2021 12:58:57 PM

**Name:** Environmental Consulting Group  
**Address:** 105 S. York Road, Suite 250  
Elmhurst, IL 60126  
**Phone:** 630-607-0060

**Project Number:** AA21  
**P.O. Number:**  
**Project Name:** City Of Harvey  
**Collected Date:** 9/30/2021  
**Received Date:** 10/4/2021 9:55:00 AM

Dear Thad Ryniak,

We at SanAir would like to thank you for the work you recently submitted. The 7 sample(s) were received on Monday, October 04, 2021 via FedEx. The final report(s) is enclosed for the following sample(s): 01, 02, 03, 04, 05, 06, 07.

These results only pertain to this job and should not be used in the interpretation of any other job. This report is only complete in its entirety. Refer to the listing below of the pages included in a complete final report.

Sincerely,

A handwritten signature in black ink that reads "Sandra Sobrino". The signature is written in a cursive, flowing style.

Sandra Sobrino  
Asbestos & Materials Laboratory Manager  
SanAir Technologies Laboratory

**Final Report Includes:**

- Cover Letter
- Analysis Pages
- Disclaimers and Additional Information

**Sample conditions:**

- 7 samples in Good condition.



SanAir ID Number  
**21053380**  
FINAL REPORT  
10/5/2021 12:58:57 PM

**Name:** Environmental Consulting Group  
**Address:** 105 S. York Road, Suite 250  
Elmhurst, IL 60126  
**Phone:** 630-607-0060

**Project Number:** AA21  
**P.O. Number:**  
**Project Name:** City Of Harvey  
**Collected Date:** 9/30/2021  
**Received Date:** 10/4/2021 9:55:00 AM

Analyst: Li, Elizabeth

### Asbestos Bulk PLM EPA 600/R-93/116

SanAir ID / Description	Stereoscopic	Components		Asbestos Fibers
	Appearance	% Fibrous	% Non-fibrous	
01 / 21053380-001 Roof Shingle House	Gray Non-Fibrous Heterogeneous	15% Glass	85% Other	None Detected
02 / 21053380-002 Roof Shingle Garage	Gray Non-Fibrous Heterogeneous	15% Glass	85% Other	None Detected
03 / 21053380-003 Roof Tar Paper House	Black Fibrous Homogeneous	70% Cellulose	30% Other	None Detected
04 / 21053380-004 Roof Tar Paper Garage	Black Fibrous Homogeneous	70% Cellulose	30% Other	None Detected
05 / 21053380-005 Siding Tar Paper House	Black Fibrous Homogeneous	70% Cellulose	30% Other	None Detected
06 / 21053380-006 Drywall Wall Living Room	White Non-Fibrous Homogeneous	5% Cellulose	95% Other	None Detected
07 / 21053380-007 Drywall Compound Living Room	White Non-Fibrous Homogeneous		100% Other	None Detected

Analyst: *Elizabeth Li*

Approved Signatory: *Jonathan Wilson*

Analysis Date: 10/5/2021

Date: 10/5/2021

## **Disclaimer**

This report is the sole property of the client named on the SanAir Technologies Laboratory chain-of-custody (COC). Results in the report are confidential information intended only for the use by the customer listed on the COC. Neither results nor reports will be discussed with or released to any third party without our client's written permission. The final report shall not be reproduced except in full without written approval of the laboratory to assure that parts of the report are not taken out of context. The information provided in this report applies only to the samples submitted and is relevant only for the date, time, and location of sampling. The accuracy of the results is dependent upon the client's sampling procedure and information provided to the laboratory by the client. SanAir assumes no responsibility for the sampling procedure and will provide evaluation reports based solely on the sample(s) in the condition in which they arrived at the laboratory and information provided by the client on the COC, such as: project number, project name, collection dates, po number, special instructions, samples collected by, sample numbers, sample identifications, sample type, selected analysis type, flow rate, total volume or area, and start stop times that may affect the validity of the results in this report. Samples were received in good condition unless otherwise noted on the report. SanAir assumes no responsibility or liability for the manner in which the results are used or interpreted. This report does not constitute and shall not be used to claim product certification, approval, or endorsement by NVLAP, NIST, or any other U.S. governmental agencies and may not be certified by every local, state, and federal regulatory agencies.

Samples are held for a period of 60 days. Fibers smaller than 5 microns cannot be seen with this method due to scope limitations.

For NY state samples, method EPA 600/M4-82-020 is performed.

### **NYELAP Disclaimer:**

Polarized- light microscopy is not consistently reliable in detecting asbestos in floor covering and similar non-friable organically bound materials. Quantitative transmission electron microscopy is currently the only method that can be used to determine if this material can be considered or treated as non-asbestos containing.

### **Asbestos Certifications**

NVLAP lab code 200870-0

City of Philadelphia: ALL-460

PA Department of Environmental Protection Number: 68-05397

California License Number: 2915

Colorado License Number: AL-23143

Connecticut License Number: PH-0105

Massachusetts License Number: AA000222

Maine License Number: LB-0075, LA-0084

New York ELAP lab ID: 11983

Rhode Island License Number: PCM00126, PLM00126, TEM00126

Texas Department of State Health Services License Number: 300440

Commonwealth of Virginia 3333000323

Washington State License Number: C989

West Virginia License Number: LT000616

Vermont License: AL166318

Louisiana Department of Environmental Quality: 212253, Cert 05088

Revision Date: 8/14/2020

U053380

Environmental Consulting Group, Inc.  
105 S. York St., Suite 250  
Elmhurst, IL 60126  
Phone: (630) 607-0060  
Fax: (630) 607-0650



# Asbestos Bulk Sampling Log and Chain of Custody Form

Page: 1 of 1

Project Name ARMENIA CITY OF HARVEY  
Project Location 15746 MARSHFIELD AVENUE  
Date of Collection 9-30-21  
ECG Project No. AA21

Chain of Custody Information	
Inspector Taking Samples:	<u>THAD RYAN</u>
Person Delivering at Lab and Time:	<u>THAD RYAN</u>
Person Receiving at Lab and Time:	<u>JAD 10/4/21 9055a</u>

Turn Around:	<input type="checkbox"/> Immediate	<input type="checkbox"/> 6 Hrs	<input checked="" type="checkbox"/> 24 Hrs	<input type="checkbox"/> 48 Hrs	<input type="checkbox"/> 72 Hrs	<input type="checkbox"/> 96 Hrs
Analysis Requested:	<input checked="" type="checkbox"/> PLM	<input type="checkbox"/> TEM EPA NOB - EPA 600/R-93/116b	<input type="checkbox"/> Chatfield Method	<input type="checkbox"/> TEM Qualitative via Filtration Prep Technique		
Report Results:	<input checked="" type="checkbox"/> E-mail: <u>trynec@ecgenv.com</u>					
	<input type="checkbox"/> Stop at 1st Positive: _____					

Sample No.	HA	Material Description	Location Sampled
01	1	GRAY ROOF SHINGLES	HOUSE
02	1	h h h	GARAGE
03	2	BLACK ROOF TAR PAPER	HOUSE
04	2	h h h	GARAGE
05	3	h SIDING h h	HOUSE
06	4	WHITE ORYCTOLITE WALL	LIVING ROOM
07	5	h h COMPOUND	h h

Comments: \_\_\_\_\_

United States Department of Commerce  
National Institute of Standards and Technology



---

## Certificate of Accreditation to ISO/IEC 17025:2017

---

NVLAP LAB CODE: 200870-0

**SanAir Technologies Laboratory, Inc.**  
Powhatan, VA

*is accredited by the National Voluntary Laboratory Accreditation Program for specific services,  
listed on the Scope of Accreditation, for:*

### **Asbestos Fiber Analysis**

*This laboratory is accredited in accordance with the recognized International Standard ISO/IEC 17025:2017.  
This accreditation demonstrates technical competence for a defined scope and the operation of a laboratory quality  
management system (refer to joint ISO-ILAC-IAF Communique dated January 2009).*

---

2021-04-01 through 2022-03-31

*Effective Dates*



---

*Tara S. Haman*  
For the National Voluntary Laboratory Accreditation Program



**SCOPE OF ACCREDITATION TO ISO/IEC 17025:2017**

**SanAir Technologies Laboratory, Inc.**

1551 Oakbridge Drive

Suite B

Powhatan, VA 23139

Ms. Sandra Sobrino

Phone: 804-897-1177 Fax: 804-897-0070

Email: [ssobrino@sanair.com](mailto:ssobrino@sanair.com)

<http://www.sanair.com>

**ASBESTOS FIBER ANALYSIS**


**NVLAP LAB CODE 200870-0**

**Bulk Asbestos Analysis**

<u>Code</u>	<u>Description</u>
18/A01	EPA -- 40 CFR Appendix E to Subpart E of Part 763, Interim Method of the Determination of Asbestos in Bulk Insulation Samples
18/A03	EPA 600/R-93/116: Method for the Determination of Asbestos in Bulk Building Materials

**Airborne Asbestos Analysis**

<u>Code</u>	<u>Description</u>
18/A02	U.S. EPA's "Interim Transmission Electron Microscopy Analytical Methods-Mandatory and Nonmandatory-and Mandatory Section to Determine Completion of Response Actions" as found in 40 CFR, Part 763, Subpart E, Appendix A.



*For the National Voluntary Laboratory Accreditation Program*

## **Appendix D**

### **XRF Documentation**

## Performance Characteristic Sheet

EFFECTIVE DATE: September 24, 2004

EDITION NO.: 1

### MANUFACTURER AND MODEL:

Make: Niton LLC

Tested Model: XLp 300

Source:  $^{109}\text{Cd}$ 

Note: This PCS is also applicable to the equivalent model variations indicated below, for the Lead-in-Paint K+L variable reading time mode, in the XLi and XLp series:

XLi 300A, XLi 301A, XLi 302A and XLi 303A.

XLp 300A, XLp 301A, XLp 302A and XLp 303A.

XLi 700A, XLi 701A, XLi 702A and XLi 703A.

XLp 700A, XLp 701A, XLp 702A, and XLp 703A.

Note: The XLi and XLp versions refer to the shape of the handle part of the instrument. The differences in the model numbers reflect other modes available, in addition to Lead-in-Paint modes. The manufacturer states that specifications for these instruments are identical for the source, detector, and detector electronics relative to the Lead-in-Paint mode.

## FIELD OPERATION GUIDANCE

### OPERATING PARAMETERS:

Lead-in-Paint K+L variable reading time mode.

### XRF CALIBRATION CHECK LIMITS:

0.8 to 1.2 mg/cm<sup>2</sup> (inclusive)

The calibration of the XRF instrument should be checked using the paint film nearest 1.0 mg/cm<sup>2</sup> in the NIST Standard Reference Material (SRM) used (e.g., for NIST SRM 2579, use the 1.02 mg/cm<sup>2</sup> film).

If readings are outside the acceptable calibration check range, follow the manufacturer's instructions to bring the instruments into control before XRF testing proceeds.

### SUBSTRATE CORRECTION:

For XRF results using Lead-in-Paint K+L variable reading time mode, substrate correction is not needed for:

Brick, Concrete, Drywall, Metal, Plaster, and Wood

### INCONCLUSIVE RANGE OR THRESHOLD:

K+L MODE READING DESCRIPTION	SUBSTRATE	THRESHOLD (mg/cm <sup>2</sup> )
Results not corrected for substrate bias on any substrate	Brick	1.0
	Concrete	1.0
	Drywall	1.0
	Metal	1.0
	Plaster	1.0
	Wood	1.0

## BACKGROUND INFORMATION

### EVALUATION DATA SOURCE AND DATE:

This sheet is supplemental information to be used in conjunction with Chapter 7 of the HUD *Guidelines for the Evaluation and Control of Lead-Based Paint Hazards in Housing* ("HUD Guidelines"). Performance parameters shown on this sheet are calculated from the EPA/HUD evaluation using archived building components. Testing was conducted in August 2004 on 133 testing combinations. The instruments that were used to perform the testing had new sources; one instrument's was installed in November 2003 with 40 mCi initial strength, and the other's was installed June 2004 with 40 mCi initial strength.

### OPERATING PARAMETERS:

Performance parameters shown in this sheet are applicable only when properly operating the instrument using the manufacturer's instructions and procedures described in Chapter 7 of the HUD Guidelines.

### SUBSTRATE CORRECTION VALUE COMPUTATION:

Substrate correction is not needed for brick, concrete, drywall, metal, plaster or wood when using Lead-in-Paint K+L variable reading time mode, the normal operating mode for these instruments. If substrate correction is desired, refer to Chapter 7 of the HUD Guidelines for guidance on correcting XRF results for substrate bias.

### EVALUATING THE QUALITY OF XRF TESTING:

Randomly select ten testing combinations for retesting from each house or from two randomly selected units in multifamily housing. Use the K+L variable time mode readings.

Conduct XRF retesting at the ten testing combinations selected for retesting.

Determine if the XRF testing in the units or house passed or failed the test by applying the steps below.

Compute the Retest Tolerance Limit by the following steps:

Determine XRF results for the original and retest XRF readings. Do not correct the original or retest results for substrate bias. In single-family housing a result is defined as the average of three readings. In multifamily housing, a result is a single reading. Therefore, there will be ten original and ten retest XRF results for each house or for the two selected units.

Calculate the average of the original XRF result and retest XRF result for each testing combination.

Square the average for each testing combination.

Add the ten squared averages together. Call this quantity C.

Multiply the number C by 0.0072. Call this quantity D.

Add the number 0.032 to D. Call this quantity E.

Take the square root of E. Call this quantity F.

Multiply F by 1.645. The result is the Retest Tolerance Limit.

Compute the average of all ten original XRF results.

Compute the average of all ten re-test XRF results.

Find the absolute difference of the two averages.

If the difference is less than the Retest Tolerance Limit, the inspection has passed the retest. If the difference of the overall averages equals or exceeds the Retest Tolerance Limit, this procedure should be repeated with ten new testing combinations. If the difference of the overall averages is equal to or greater than the Retest Tolerance Limit a second time, then the inspection should be considered deficient.

Use of this procedure is estimated to produce a spurious result approximately 1% of the time. That is, results of this procedure will call for further examination when no examination is warranted in approximately 1 out of 100 dwelling units tested.

#### TESTING TIMES:

For the Lead-in-Paint K+L variable reading time mode, the instrument continues to read until it is moved away from the testing surface, terminated by the user, or the instrument software indicates the reading is complete. The following table provides testing time information for this testing mode. The times have been adjusted for source decay, normalized to the initial source strengths as noted above. Source strength and type of substrate will affect actual testing times. At the time of testing, the instruments had source strengths of 26.6 and 36.6 mCi.

Testing Times Using K+L Reading Mode (Seconds)						
	All Data			Median for laboratory-measured lead levels (mg/cm <sup>2</sup> )		
Substrate	25 <sup>th</sup> Percentile	Median	75 <sup>th</sup> Percentile	Pb < 0.25	0.25 ≤ Pb < 1.0	1.0 ≤ Pb
Wood Drywall	4	11	19	11	15	11
Metal	4	12	18	9	12	14
Brick Concrete Plaster	8	16	22	15	18	16

#### CLASSIFICATION RESULTS:

XRF results are classified as positive if they are greater than or equal to the threshold, and negative if they are less than the threshold.

#### DOCUMENTATION:

A document titled *Methodology for XRF Performance Characteristic Sheets* provides an explanation of the statistical methodology used to construct the data in the sheets, and provides empirical results from using the recommended inconclusive ranges or thresholds for specific XRF instruments. For a copy of this document call the National Lead Information Center Clearinghouse at 1-800-424-LEAD.

This XRF Performance Characteristic Sheet was developed by the Midwest Research Institute (MRI) and QuanTech, Inc., under a contract between MRI and the XRF manufacturer. HUD has determined that the information provided here is acceptable when used as guidance in conjunction with Chapter 7, Lead-Based Paint Inspection, of HUD's *Guidelines for the Evaluation and Control of Lead-Based Paint Hazards in Housing*.

## **Appendix E**

### **Table II - Lead-Based Paint Testing Results Table**

**Table 1: Lead-Based Paint Testing Results**

15746 Marshfield Avenue

Harvey, Illinois

	A	B	C	D	F	G	H	I	J	K	L	M	N
1	Reading No	Date and Time	Type	Duration	Floor	Side	Room	Component	Substrate	Condition	Color	Results	Lead Concentration (Mg/Cm²)
2	1812	9/30/2021 15:12	Paint	1.03	FIRST	A	LIVING ROOM	WALL	DRYWALL	POOR	WHITE	Negative	0
3	1813	9/30/2021 15:12	Paint	2.75	FIRST	C	LIVING ROOM	WALL	DRYWALL	POOR	WHITE	Negative	0
4	1814	9/30/2021 15:12	Paint	1.04	FIRST	C	LIVING ROOM	CEILING	DRYWALL	POOR	WHITE	Negative	0
5	1815	9/30/2021 15:13	Paint	4.47	FIRST	B	OUTSIDE	WALL	CONCRETE	POOR	BLACK	Negative	0
6	1816	9/30/2021 15:13	Paint	0.35	FIRST	B	OUTSIDE	WALL	CONCRETE	POOR	RED	Negative	0
7	1817	9/30/2021 15:13	Paint	1.38	FIRST	B	OUTSIDE	WALL	CONCRETE	POOR	RED	Negative	0
8	1818	9/30/2021 15:14	Paint	1.03	FIRST	B	OUTSIDE	WALL	WOOD	FAIR	RED	Negative	0
9	1819	9/30/2021 15:14	Paint	1.71	FIRST	C	OUTSIDE	WALL	WOOD	FAIR	RED	Negative	0
10	1820	9/30/2021 15:14	Paint	1.03	FIRST	D	OUTSIDE	WALL	WOOD	FAIR	RED	Negative	0
11	1821	9/30/2021 15:14	Paint	1.37	FIRST	B	OUTSIDE	WINDOW FRAME	WOOD	POOR	WHITE	Positive	2.1
12	1822	9/30/2021 15:15	Paint	1.04	FIRST	D	OUTSIDE	HANDRAIL	METAL	POOR	WHITE	Negative	0



**E n v i r o n m e n t a l   C o n s u l t i n g   G r o u p ,   I n c .**

August 30, 2021

Mr. Timothy Williams  
City of Harvey  
15320 Broadway Avenue  
Harvey, Illinois 60436

Re:    **Asbestos and Lead-Based Paint Testing Report**  
      PIN #29-17-317-035-0000  
      15746 Park Avenue  
      Harvey, Illinois

Dear Mr. Williams:

In response to your request, Environmental Consulting Group, Inc. (ECG) has completed testing of suspect asbestos-containing materials (ACMs) and lead-based painted (LBP) components. The samples were collected from the residence located at 15746 Park Avenue, in Harvey, Illinois. This residence is scheduled for demolition. This report provides an executive summary, an outline of the scope-of-work, and analytical results for the materials tested.

**1.0 Executive Summary**

On August 18, 2021, ECG collected 16 samples of suspect asbestos-containing materials from the subject residence. Also, during the inspection a total of 12 lead test points (readings) were obtained using an X-Ray Fluorescence (XRF) analyzer.



**The results of testing showed that the following building materials sampled are classified as ACMs:**

- **White duct tape on HVAC system – throughout house**

**Below are the painted components sampled that tested positive for lead-based paint during the inspection:**

- **Red and white exterior paint – throughout house exterior**
- **White and light blue interior paint – throughout house interior**

## **2.0 Scope-of-Work**

The scope-of-work for this project included testing suspect ACMs and LBPs prior to demolition activities. ECG representative Mr. Thad Ryniak completed the sampling on August 18, 2021. Mr. Ryniak is an Illinois Department of Public Health-licensed Asbestos and Lead Risk Assessor.

ECG certifications are located in Appendix A.

## **3.0 Analytical Testing - Asbestos**

Samples were sent for analysis to SanAir Technologies Laboratory (SanAir), located in Powhatan, Virginia. SanAir is recognized under the National Voluntary Laboratory Accreditation Program (NVLAP) as Laboratory #20002946-0. All samples were analyzed by EPA 600/R-93/116 Method using Polarized Light Microscopy (PLM) methods with dispersion staining as described by the interim method of the determination of asbestos in the bulk insulation, Federal Register Volume 47, No 103, May 27, 1982. This is a standard method of analysis in optical mineralogy and the current specified method for the determination of asbestos in bulk samples in Appendix A, Subpart F, 40 CFR Part 763, Section 1.

During analysis, a suspect asbestos-containing material is immersed in a solution of known refractive index and subjected to illumination by polarized light. The characteristic color displays that result enable mineral identification. PLM is an Environmental Protection Agency (EPA)-recognized method for determining asbestos content in bulk samples.

#### **4.0 Inspection Results - Asbestos**

U.S. Environmental Protection Agency (EPA) defines asbestos-containing materials (ACMs) as those materials containing greater than 1% (>1%) asbestos by weight. It should be noted that similar materials may be located in areas concealed by floors, walls, chases, riser columns, etc., and that were otherwise inaccessible during the survey. Any homogeneous materials found in the building similar to those listed as asbestos herein, must be handled as an ACM. Every attempt was made to thoroughly inspect for the presence of suspect ACM throughout the subject building. Representative and random sampling was performed by ECG throughout the subject buildings.

Any additional suspect ACM not specifically listed in this report should be assumed to contain asbestos until it can be sampled and analyzed prior to disturbance, in accordance with applicable regulatory standards.

Table I in Appendix B summarizes the results of the asbestos testing. Analytical results and laboratory certifications are located in Appendix C.

#### **5.0 Analytical Testing – Lead-Based Paint**

A Niton XRF analyzer, model XLp300, was utilized to test building components for the presence of lead-based paint. The XRF utilizes a radioactive cadmium source to determine whether lead is present in a surface. During testing, the cadmium source releases a controlled gamma ray beam onto a surface and, by measuring the diffraction gradient of the reflected emissions, the XRF detector can determine whether or not lead is present in the surface material (e.g. paint). To ensure an accurate reading, the XRF was calibrated at the beginning and end of the inspection.

Required information regarding the XRF analyzer is located in Appendix D.

## **6.0 Inspection Results – Lead-Based Paint**

According to the Environmental Protection Agency (EPA), the definition of lead-based paint is paint with a composition that includes lead at a concentration greater than or equal to one milligram of lead per square centimeter (1.0 mg/cm<sup>2</sup>).

Table II in Appendix E summarizes the lead-based paint testing results. Condition of all painted surfaces tested is also included in Appendix E. Positive readings area highlighted in red.

## **7.0 Conclusions**

On August 18, 2021, ECG collected 16 samples of suspect asbestos-containing materials from the subject building. Also, during the inspection a total of 12 lead test points (readings) were obtained using an X-Ray Fluorescence (XRF) analyzer.

**The results of testing showed that the following building materials sampled are classified as ACMs:**

- **White duct tape on HVAC system – throughout house**


**Below are the painted components sampled that tested positive for lead-based paint during the inspection:**

- **Red and white exterior paint – throughout house exterior**
- **White and light blue interior paint – throughout house interior**

If you have any questions or comments, please contact our office.

Sincerely,

**ENVIRONMENTAL CONSULTING GROUP, INC.**

A handwritten signature in black ink, appearing to read "Thad Ryniak", written over a light blue horizontal line.

Thad Ryniak  
Project Manager

**Appendices**

Appendix A – ECG Certifications

Appendix B – Table I - Asbestos Bulk Sampling Results Table

Appendix C – Asbestos Analytical Results and Laboratory Certifications

Appendix D – XRF Documentation

Appendix E – Table II - Lead-Based Paint Testing Results Table

## **Appendix A**

### **ECG Certifications**



525-535 West Jefferson Street • Springfield, Illinois 62761-0001 • [www.dph.illinois.gov](http://www.dph.illinois.gov)

**THAD J RYNIAK**  
400 VILLAGE CIRCLE #302  
WILLOW SPRINGS, IL 60480

4/13/2021



ASBESTOS PROFESSIONAL LICENSE ID NUMBER: 09551

Enclosed is your Asbestos Professional License. Please note the expiration date on the card and in the image depicted below.

**COPY OF THE ASBESTOS PROFESSIONAL LICENSE**

Front of License

Back of License

 <b>ASBESTOS PROFESSIONAL LICENSE</b>			<b>ENDORSEMENTS</b>	<b>TC EXPIRES</b>
<b>ID NUMBER</b> 100 - 09551	<b>ISSUED</b> 4/13/2021	<b>EXPIRES</b> 05/15/2022	INSPECTOR	11/13/2021
<b>THAD J RYNIAK</b> 400 VILLAGE CIRCLE #302 WILLOW SPRINGS, IL 60480 Environmental Health			PROJECT MANAGER AIR SAMPLING PROFESSIONAL	11/14/2021
			<b>Alteration of this license shall result in legal action</b> This license issued under authority of the State of Illinois Department of Public Health This license is valid only when accompanied by a valid training course certificate.	

If you have any questions or need further assistance, contact the Asbestos Program at (217)782-3517 or fax (217)785-5897.

Our WEB address is: [dph.illinois.gov/topics-services/environmental-health-protection/asbestos](http://dph.illinois.gov/topics-services/environmental-health-protection/asbestos)  
EMAIL Address: [dph.asbestos@illinois.gov](mailto:dph.asbestos@illinois.gov)

2020



OCCUPATIONAL TRAINING & SUPPLY, INC.  
7233 S. Adams Street | Willowbrook, IL 60527 | (630) 655-3900 | [www.otssafety.com](http://www.otssafety.com)

# Asbestos Building Inspector Refresher

Occupational Training & Supply, Inc. certifies that

**Thad Ryniak**

has successfully completed the Asbestos Building Inspector Refresher course and has passed the competency exam with a minimum score of 70%. The course is accredited by the Illinois Department of Public Health and Indiana Department of Environmental Management for purposes of accreditation in accordance with EPA 40 CFR 763, Asbestos Hazard Emergency response Act (AHERA) and TSCA Title II.

Course Date: 11/13/2020

Exam Date: 11/13/2020

Expiration Date: 11/13/2021

Certificate Number: BIR2011132441

Kathy DeSalvo, Director



525-535 West Jefferson Street • Springfield, Illinois 62761-0001 • [www.dph.illinois.gov](http://www.dph.illinois.gov)

1/13/2021

LICENSE NUMBER: 011252

Thad J Ryniak  
400 Village Cir., Apt #302  
Willow Springs, IL 60480

### LICENSE APPROVED

IDPH recently received and reviewed your application for lead licensure. Your qualifications have been reviewed and found that you meet the requirements set forth by the Lead Poisoning Prevention Code, Section 845.125. Therefore, your application for lead licensure is now complete. Enclosed please find your lead license card. Please have this identification card with you at all times while conducting lead abatement activities.

IDPH has updated its 7 – Day Notice of Commencement effective immediately. The revised document can be identified by its 9/16 revision date on the bottom left corner. Please discontinue using the old form and begin using the new form as soon as possible. The revised form is located in the same web address that the old form was located (<http://www.dph.illinois.gov/sites/default/files/forms/7-day-notice-leadabatement-mitigation-project-091916.pdf>).



**PROTECTING HEALTH, IMPROVING LIVES**  
*Nationally Accredited by PHAB*





# Environmental Management Institute

5610 Crawfordsville Road, Suite 15, Indianapolis, Indiana 46224-3714

317/248-4848 • 800/488-8842 • FAX 317/248-4846

[www.spea.iupui.edu/Envtl\\_mgmt](http://www.spea.iupui.edu/Envtl_mgmt)

This confirms that

**Thad Ryniak**

400 Village Circle #302  
Willow Springs, IL 60480

Completed the 8 Instructional Hour Refresher Course

**Lead Risk Assessor**

Course Date  
July 24, 2019

and Successfully Passed the Examination

July 24, 2019

Joan B. Ketterman  
Training Manager

Jack E. Leonard  
Instructor

Certificate: LRAR- 3006

Approved by: Illinois Department of Public Health (Expires 3 years from exam date)  
Indiana State Department of Health (Expires 3 years from exam date)  
U.S. Environmental Protection Agency

## **Appendix B**

### **Table I - Asbestos Bulk Sampling Results Table**



**Table I - Asbestos Results Summary Table**

15746 Park Avenue  
Harvey, Illinois

Sample ID	Material Sampled	Location	% Asbestos
1	Brown roof shingle	Exterior	None Detected
2	Black roof shingle	Exterior	None Detected
3	Brown siding shingle	Exterior	None Detected
4	White exterior caulk	Exterior	None Detected
5	White drywall wall	Living room	None Detected
6	White drywall compound	Living room	None Detected
7	12"x12" white floor tile	Entry	None Detected
8	White mastic under 07	Entry	None Detected
9	White plaster top coat	Dining room	None Detected
10	Gray plaster bottom coat	Dining room	None Detected
11	1'x1' white ceiling tile	Living room	None Detected
12	12"x12" gray floor tile	Bedroom	None Detected
13	White mastic under 12	Bedroom	None Detected
14	Red sheet flooring	2nd floor	None Detected



**Table I - Asbestos Results Summary Table**

15746 Park Avenue  
Harvey, Illinois

Sample ID	Material Sampled	Location	% Asbestos
15	Black mastic under #14	2nd floor	None Detected
16	White duct tape on HVAC system	Basement	<b>60% Chrysotile</b>

## **Appendix C**

### **Asbestos Analytical Results and Laboratory Certifications**



**The Identification Specialists**

Analysis Report  
prepared for  
Environmental Consulting Group

**Report Date: 8/23/2021**

**Project Name: City Of Harvey**

**Project #: AA213091-654**

**SanAir ID#: 21043568**



NVLAP LAB CODE 200870-0

1551 Oakbridge Dr. Suite B | Powhatan, Virginia 23139-8061  
888.895.1177 | 804.897.1177 | fax: 804.897.0070 | [IAQ@SanAir.com](mailto:IAQ@SanAir.com) | [SanAir.com](http://SanAir.com)



SanAir ID Number

21043568

FINAL REPORT

8/23/2021 5:44:29 PM

**Name:** Environmental Consulting Group  
**Address:** 105 S. York Road, Suite 250  
Elmhurst, IL 60126  
**Phone:** 630-607-0060

**Project Number:** AA213091-654  
**P.O. Number:**  
**Project Name:** City Of Harvey  
**Collected Date:** 8/18/2021  
**Received Date:** 8/19/2021 9:45:00 AM

Dear Thad Ryniak,

We at SanAir would like to thank you for the work you recently submitted. The 16 sample(s) were received on Thursday, August 19, 2021 via FedEx. The final report(s) is enclosed for the following sample(s): 01, 02, 03, 04, 05, 06, 07, 08, 09, 10, 11, 12, 13, 14, 15, 16.

These results only pertain to this job and should not be used in the interpretation of any other job. This report is only complete in its entirety. Refer to the listing below of the pages included in a complete final report.

Sincerely,

A handwritten signature in black ink that reads "Sandra Sobrino".

Sandra Sobrino  
Asbestos & Materials Laboratory Manager  
SanAir Technologies Laboratory

Final Report Includes:

- Cover Letter
- Analysis Pages
- Disclaimers and Additional Information

Sample conditions:

- 16 samples in Good condition.



SanAir ID Number

21043568

FINAL REPORT

8/23/2021 5:44:29 PM

**Name:** Environmental Consulting Group  
**Address:** 105 S. York Road, Suite 250  
Elmhurst, IL 60126  
**Phone:** 630-607-0060

**Project Number:** AA213091-654**P.O. Number:****Project Name:** City Of Harvey**Collected Date:** 8/18/2021**Received Date:** 8/19/2021 9:45:00 AM

Analyst: Pisula, Nicholas

**Asbestos Bulk PLM EPA 600/R-93/116**

SanAir ID / Description	Stereoscopic	Components		Asbestos Fibers
	Appearance	% Fibrous	% Non-fibrous	
01 / 21043568-001 Roof Shingle House Exterior	Brown Non-Fibrous Heterogeneous		100% Other	None Detected
02 / 21043568-002 Roof Shingle House Exterior	Black Non-Fibrous Heterogeneous		100% Other	None Detected
03 / 21043568-003 Siding Shingle House Exterior	Brown Non-Fibrous Homogeneous	30% Cellulose	70% Other	None Detected
04 / 21043568-004 Exterior Caulk House Exterior	White Non-Fibrous Homogeneous		100% Other	None Detected
05 / 21043568-005 Drywall Wall House Living Room	White Non-Fibrous Homogeneous		100% Other	None Detected
06 / 21043568-006 Drywall Compound House Living Area	White Non-Fibrous Homogeneous		100% Other	None Detected
07 / 21043568-007 12x12 Floor Tile House Rear Entry	White Non-Fibrous Homogeneous		100% Other	None Detected
08 / 21043568-008 Mastic Under 07 House Rear Entry	White Non-Fibrous Homogeneous		100% Other	None Detected
09 / 21043568-009 Plaster Top Coat House Dining Room	White Non-Fibrous Homogeneous		100% Other	None Detected
10 / 21043568-010 Plaster Bottom Coat House Dining Room	Grey Non-Fibrous Homogeneous		100% Other	None Detected

Analyst:

Approved Signatory:

Analysis Date: 8/23/2021

Date: 8/23/2021





SanAir ID Number

21043568

FINAL REPORT

8/23/2021 5:44:29 PM

**Name:** Environmental Consulting Group  
**Address:** 105 S. York Road, Suite 250  
Elmhurst, IL 60126  
**Phone:** 630-607-0060

**Project Number:** AA213091-654**P.O. Number:****Project Name:** City Of Harvey**Collected Date:** 8/18/2021**Received Date:** 8/19/2021 9:45:00 AM

Analyst: Pisula, Nicholas

**Asbestos Bulk PLM EPA 600/R-93/116**

SanAir ID / Description	Stereoscopic	Components		Asbestos Fibers
	Appearance	% Fibrous	% Non-fibrous	
11 / 21043568-011 1x1 Ceiling Tile House Living Room	White Fibrous Homogeneous	95% Cellulose	5% Other	None Detected
12 / 21043568-012 12x12 Stick On Floor Tile House Bedroom	Grey Non-Fibrous Homogeneous		100% Other	None Detected
13 / 21043568-013 Mastic Under 12 House Bedroom	White Non-Fibrous Homogeneous		100% Other	None Detected
14 / 21043568-014 Sheet Flooring House 2nd Floor	Brown Non-Fibrous Homogeneous		100% Other	None Detected
15 / 21043568-015 Mastic Under #14 House 2nd Floor	Black Non-Fibrous Homogeneous		100% Other	None Detected
16 / 21043568-016 Duct Tape On HVAC House Basement\	White Fibrous Homogeneous	30% Cellulose	10% Other	60% Chrysotile

Analyst:

Approved Signatory:

Analysis Date: 8/23/2021

Date: 8/23/2021

## **Disclaimer**

This report is the sole property of the client named on the SanAir Technologies Laboratory chain-of-custody (COC). Results in the report are confidential information intended only for the use by the customer listed on the COC. Neither results nor reports will be discussed with or released to any third party without our client's written permission. The final report shall not be reproduced except in full without written approval of the laboratory to assure that parts of the report are not taken out of context. The information provided in this report applies only to the samples submitted and is relevant only for the date, time, and location of sampling. The accuracy of the results is dependent upon the client's sampling procedure and information provided to the laboratory by the client. SanAir assumes no responsibility for the sampling procedure and will provide evaluation reports based solely on the sample(s) in the condition in which they arrived at the laboratory and information provided by the client on the COC, such as: project number, project name, collection dates, po number, special instructions, samples collected by, sample numbers, sample identifications, sample type, selected analysis type, flow rate, total volume or area, and start stop times that may affect the validity of the results in this report. Samples were received in good condition unless otherwise noted on the report. SanAir assumes no responsibility or liability for the manner in which the results are used or interpreted. This report does not constitute and shall not be used to claim product certification, approval, or endorsement by NVLAP, NIST, or any other U.S. governmental agencies and may not be certified by every local, state, and federal regulatory agencies.

Samples are held for a period of 60 days. Fibers smaller than 5 microns cannot be seen with this method due to scope limitations.

For NY state samples, method EPA 600/M4-82-020 is performed.

### **NYELAP Disclaimer:**

Polarized- light microscopy is not consistently reliable in detecting asbestos in floor covering and similar non-friable organically bound materials. Quantitative transmission electron microscopy is currently the only method that can be used to determine if this material can be considered or treated as non-asbestos containing.

### **Asbestos Certifications**

NVLAP lab code 200870-0

City of Philadelphia: ALL-460

PA Department of Environmental Protection Number: 68-05397

California License Number: 2915

Colorado License Number: AL-23143

Connecticut License Number: PH-0105

Massachusetts License Number: AA000222

Maine License Number: LB-0075, LA-0084

New York ELAP lab ID: 11983

Rhode Island License Number: PCM00126, PLM00126, TEM00126

Texas Department of State Health Services License Number: 300440

Commonwealth of Virginia 3333000323

Washington State License Number: C989


West Virginia License Number: LT000616

Vermont License: AL166318

Louisiana Department of Environmental Quality: 212253, Cert 05088

Revision Date: 8/14/2020

Environmental Consulting Group, Inc.  
105 S. York St., Suite 250  
Elmhurst, IL 60126  
Phone: (630) 607-0060  
Fax: (630) 607-0650



# Asbestos Bulk Sampling Log and Chain of Custody Form

Page: 1 of 1

21043568

Project Name

city of troy

Project Location

15746 PAUL Avenue, troy, Illinois

Date of Collection

8-10-11

ECG Project No.

AA213091-054

## Chain of Custody Information

Inspector Taking Samples:

Todd Lyons

Person Delivering at Lab and Time:

Todd Lyons

Person Receiving at Lab and Time:

Turn Around:

☐ Immediate

☐ 6 Hrs

☐ 24 Hrs

☒ 48 Hrs

☐ 72 Hrs

☐ 96 Hrs

Analysis Requested:

☒ PLM

☐ TEM EPA NOB - EPA 600/R-93/116b

☐ Chatfield Method

☐ TEM Qualitative via Filtration Prep Technique

Report Results:

☒ E-mail: tryand@enviro.com

☐ Stop at 1st Positive:

Sample No.	HA	Material Description	Location Sampled
01	1	floor dust sample	house exterior
02	2	floor dust sample	
03	3	floor dust sample	
04	4	white exterior paint	
05	5	white exterior paint	house living room
06	6	white exterior paint	h b
07	7	1" x 1/2" floor tile	area entry
08	8	white paint under 07	h
09	9	white paint under top coat	living room
10	10	gassy d bottom b	h
11	11	1" x 1/2" white ceramic tile	living room
12	12	11" x 11" grey stone or floor tile	bedroom
13	13	white paint under 12	h

Comments:

JAD 8/11/11 9:45am



United States Department of Commerce  
National Institute of Standards and Technology



---

## Certificate of Accreditation to ISO/IEC 17025:2017

---

NVLAP LAB CODE: 200870-0

**SanAir Technologies Laboratory, Inc.**  
Powhatan, VA

*is accredited by the National Voluntary Laboratory Accreditation Program for specific services,  
listed on the Scope of Accreditation, for:*

### **Asbestos Fiber Analysis**

*This laboratory is accredited in accordance with the recognized International Standard ISO/IEC 17025:2017.  
This accreditation demonstrates technical competence for a defined scope and the operation of a laboratory quality  
management system (refer to joint ISO-ILAC-IAF Communique dated January 2009).*

---

2021-04-01 through 2022-03-31

*Effective Dates*



---

*Dana S. Haman*  
For the National Voluntary Laboratory Accreditation Program

**SCOPE OF ACCREDITATION TO ISO/IEC 17025:2017**

**SanAir Technologies Laboratory, Inc.**

1551 Oakbridge Drive

Suite B

Powhatan, VA 23139

Ms. Sandra Sobrino

Phone: 804-897-1177 Fax: 804-897-0070

Email: [ssobrino@sanair.com](mailto:ssobrino@sanair.com)

<http://www.sanair.com>

**ASBESTOS FIBER ANALYSIS**

**NVLAP LAB CODE 200870-0**

**Bulk Asbestos Analysis**

**Code**

**Description**

18/A01

EPA -- 40 CFR Appendix E to Subpart E of Part 763, Interim Method of the Determination of Asbestos in Bulk Insulation Samples

18/A03

EPA 600/R-93/116: Method for the Determination of Asbestos in Bulk Building Materials


**Airborne Asbestos Analysis**

**Code**

**Description**

18/A02

U.S. EPA's "Interim Transmission Electron Microscopy Analytical Methods-Mandatory and Nonmandatory-and Mandatory Section to Determine Completion of Response Actions" as found in 40 CFR, Part 763, Subpart E, Appendix A.



*For the National Voluntary Laboratory Accreditation Program*

## **Appendix D**

### **XRF Documentation**

## Performance Characteristic Sheet

EFFECTIVE DATE: September 24, 2004

EDITION NO.: 1

### MANUFACTURER AND MODEL:

Make: Niton LLC

Tested Model: XLp 300

Source:  $^{109}\text{Cd}$ 

Note: This PCS is also applicable to the equivalent model variations indicated below, for the Lead-in-Paint K+L variable reading time mode, in the XLi and XLp series:

XLi 300A, XLi 301A, XLi 302A and XLi 303A.

XLp 300A, XLp 301A, XLp 302A and XLp 303A.

XLi 700A, XLi 701A, XLi 702A and XLi 703A.

XLp 700A, XLp 701A, XLp 702A, and XLp 703A.

Note: The XLi and XLp versions refer to the shape of the handle part of the instrument. The differences in the model numbers reflect other modes available, in addition to Lead-in-Paint modes. The manufacturer states that specifications for these instruments are identical for the source, detector, and detector electronics relative to the Lead-in-Paint mode.

## FIELD OPERATION GUIDANCE

### OPERATING PARAMETERS:

Lead-in-Paint K+L variable reading time mode.

### XRF CALIBRATION CHECK LIMITS:

0.8 to 1.2 mg/cm<sup>2</sup> (inclusive)

The calibration of the XRF instrument should be checked using the paint film nearest 1.0 mg/cm<sup>2</sup> in the NIST Standard Reference Material (SRM) used (e.g., for NIST SRM 2579, use the 1.02 mg/cm<sup>2</sup> film).

If readings are outside the acceptable calibration check range, follow the manufacturer's instructions to bring the instruments into control before XRF testing proceeds.

### SUBSTRATE CORRECTION:

For XRF results using Lead-in-Paint K+L variable reading time mode, substrate correction is not needed for:

Brick, Concrete, Drywall, Metal, Plaster, and Wood

### INCONCLUSIVE RANGE OR THRESHOLD:

K+L MODE READING DESCRIPTION	SUBSTRATE	THRESHOLD (mg/cm <sup>2</sup> )
Results not corrected for substrate bias on any substrate	Brick	1.0
	Concrete	1.0
	Drywall	1.0
	Metal	1.0
	Plaster	1.0
	Wood	1.0



## BACKGROUND INFORMATION

### EVALUATION DATA SOURCE AND DATE:

This sheet is supplemental information to be used in conjunction with Chapter 7 of the HUD *Guidelines for the Evaluation and Control of Lead-Based Paint Hazards in Housing* ("HUD Guidelines"). Performance parameters shown on this sheet are calculated from the EPA/HUD evaluation using archived building components. Testing was conducted in August 2004 on 133 testing combinations. The instruments that were used to perform the testing had new sources; one instrument's was installed in November 2003 with 40 mCi initial strength, and the other's was installed June 2004 with 40 mCi initial strength.

### OPERATING PARAMETERS:

Performance parameters shown in this sheet are applicable only when properly operating the instrument using the manufacturer's instructions and procedures described in Chapter 7 of the HUD Guidelines.

### SUBSTRATE CORRECTION VALUE COMPUTATION:

Substrate correction is not needed for brick, concrete, drywall, metal, plaster or wood when using Lead-in-Paint K+L variable reading time mode, the normal operating mode for these instruments. If substrate correction is desired, refer to Chapter 7 of the HUD Guidelines for guidance on correcting XRF results for substrate bias.

### EVALUATING THE QUALITY OF XRF TESTING:

Randomly select ten testing combinations for retesting from each house or from two randomly selected units in multifamily housing. Use the K+L variable time mode readings.

Conduct XRF retesting at the ten testing combinations selected for retesting.

Determine if the XRF testing in the units or house passed or failed the test by applying the steps below.

Compute the Retest Tolerance Limit by the following steps:

Determine XRF results for the original and retest XRF readings. Do not correct the original or retest results for substrate bias. In single-family housing a result is defined as the average of three readings. In multifamily housing, a result is a single reading. Therefore, there will be ten original and ten retest XRF results for each house or for the two selected units.

Calculate the average of the original XRF result and retest XRF result for each testing combination.

Square the average for each testing combination.

Add the ten squared averages together. Call this quantity C.

Multiply the number C by 0.0072. Call this quantity D.

Add the number 0.032 to D. Call this quantity E.

Take the square root of E. Call this quantity F.

Multiply F by 1.645. The result is the Retest Tolerance Limit.

Compute the average of all ten original XRF results.

Compute the average of all ten re-test XRF results.

Find the absolute difference of the two averages.

If the difference is less than the Retest Tolerance Limit, the inspection has passed the retest. If the difference of the overall averages equals or exceeds the Retest Tolerance Limit, this procedure should be repeated with ten new testing combinations. If the difference of the overall averages is equal to or greater than the Retest Tolerance Limit a second time, then the inspection should be considered deficient.

Use of this procedure is estimated to produce a spurious result approximately 1% of the time. That is, results of this procedure will call for further examination when no examination is warranted in approximately 1 out of 100 dwelling units tested.

#### TESTING TIMES:

For the Lead-in-Paint K+L variable reading time mode, the instrument continues to read until it is moved away from the testing surface, terminated by the user, or the instrument software indicates the reading is complete. The following table provides testing time information for this testing mode. The times have been adjusted for source decay, normalized to the initial source strengths as noted above. Source strength and type of substrate will affect actual testing times. At the time of testing, the instruments had source strengths of 26.6 and 36.6 mCi.

Testing Times Using K+L Reading Mode (Seconds)						
	All Data			Median for laboratory-measured lead levels (mg/cm <sup>2</sup> )		
Substrate	25 <sup>th</sup> Percentile	Median	75 <sup>th</sup> Percentile	Pb < 0.25	0.25 ≤ Pb < 1.0	1.0 ≤ Pb
Wood Drywall	4	11	19	11	15	11
Metal	4	12	18	9	12	14
Brick Concrete Plaster	8	16	22	15	18	16

#### CLASSIFICATION RESULTS:

XRF results are classified as positive if they are greater than or equal to the threshold, and negative if they are less than the threshold.

#### DOCUMENTATION:

A document titled *Methodology for XRF Performance Characteristic Sheets* provides an explanation of the statistical methodology used to construct the data in the sheets, and provides empirical results from using the recommended inconclusive ranges or thresholds for specific XRF instruments. For a copy of this document call the National Lead Information Center Clearinghouse at 1-800-424-LEAD.

This XRF Performance Characteristic Sheet was developed by the Midwest Research Institute (MRI) and QuanTech, Inc., under a contract between MRI and the XRF manufacturer. HUD has determined that the information provided here is acceptable when used as guidance in conjunction with Chapter 7, Lead-Based Paint Inspection, of HUD's *Guidelines for the Evaluation and Control of Lead-Based Paint Hazards in Housing*.

## **Appendix E**

### **Table II - Lead-Based Paint Testing Results Table**

**Table II: Lead-Based Paint Testing Results**

15746 Park Avenue

Harvey, Illinois

	A	B	C	D	F	G	H	I	J	K	L	M	N
1	Reading No	Date and Time	Type	Duration	Floor	Side	Room	Component	Substrate	Condition	Color	Results	Lead Concentration (Mg/Cm <sup>2</sup> )
2	628	8/18/2021 13:48	Paint	1.1	FIRST	C	EXTERIOR	DOOR	WOOD	POOR	BROWN	Negative	0
3	629	8/18/2021 13:49	Paint	0.73	FIRST	C	EXTERIOR	SIDING	WOOD	POOR	WHITE	Positive	18.7
4	630	8/18/2021 13:49	Paint	0.74	FIRST	C	REAR PORCH	SIDING	WOOD	POOR	WHITE	Positive	3.1
5	631	8/18/2021 13:49	Paint	0.74	FIRST	C	REAR PORCH	CEILING	WOOD	POOR	WHITE	Positive	3.7
6	632	8/18/2021 13:49	Paint	0.37	FIRST	D	REAR PORCH	DOOR FRAME	WOOD	POOR	RED	Positive	20.7
7	633	8/18/2021 13:50	Paint	0.73	FIRST	A	REAR PORCH	WINDOW SILL	WOOD	POOR	RED	Positive	23
8	634	8/18/2021 13:50	Paint	1.1	FIRST	B	LIVING ROOM	WINDOW SILL	WOOD	POOR	WHITE	Positive	7.7
9	635	8/18/2021 13:51	Paint	1.1	FIRST	A	DINING ROOM	WINDOW FRAME	WOOD	POOR	WHITE	Positive	6.5
10	636	8/18/2021 13:51	Paint	1.1	FIRST	A	DINING ROOM	WALL	WOOD	POOR	WHITE	Positive	1
11	637	8/18/2021 13:51	Paint	0.74	FIRST	C	DINING ROOM	DOOR FRAME	WOOD	POOR	WHITE	Positive	9.7
12	638	8/18/2021 13:53	Paint	4.4	FIRST	A	BATHROOM	WALL	PLASTER	POOR	LIGHT BLUE	Positive	1
13	639	8/18/2021 13:53	Paint	1.1	FIRST	B	BATHROOM	DOOR FRAME	WOOD	POOR	LIGHT BLUE	Positive	5.6



**E n v i r o n m e n t a l   C o n s u l t i n g   G r o u p ,   I n c .**

August 31, 2021

Mr. Timothy Williams  
City of Harvey  
15320 Broadway Avenue  
Harvey, Illinois 60436

Re:    **Asbestos and Lead-Based Paint Testing Report**  
      PIN #29-17-416-002-0000  
      15803 Lathrop Street  
      Harvey, Illinois

Dear Mr. Williams:

In response to your request, Environmental Consulting Group, Inc. (ECG) has completed testing of suspect asbestos-containing materials (ACMs) and lead-based painted (LBP) components. The samples were collected from the residence located at 15803 Lathrop Street, in Harvey, Illinois. This residence is scheduled for demolition. This report provides an executive summary, an outline of the scope-of-work, and analytical results for the materials tested.

**1.0 Executive Summary**

On August 19, 2021, ECG collected 19 samples of suspect asbestos-containing materials from the subject residence. Also, during the inspection a total of seven (7) lead test points (readings) were obtained using an X-Ray Fluorescence (XRF) analyzer.

**The results of testing showed that the following building materials sampled are classified as ACMs:**

- **Gray transite wallboard insulation – debris pile of house**

**Below are the painted components sampled that tested positive for lead-based paint during the inspection:**

- **White exterior paint – throughout exterior**

## **2.0 Scope-of-Work**

The scope-of-work for this project included testing suspect ACMs and LBPs prior to demolition activities. ECG representative Mr. Thad Ryniak completed the sampling on August 19, 2021. Mr. Ryniak is an Illinois Department of Public Health-licensed Asbestos and Lead Risk Assessor.

ECG certifications are located in Appendix A.

## **3.0 Analytical Testing - Asbestos**

Samples were sent for analysis to SanAir Technologies Laboratory (SanAir), located in Powhatan, Virginia. SanAir is recognized under the National Voluntary Laboratory Accreditation Program (NVLAP) as Laboratory #20002946-0. All samples were analyzed by EPA 600/R-93/116 Method using Polarized Light Microscopy (PLM) methods with dispersion staining as described by the interim method of the determination of asbestos in the bulk insulation, Federal Register Volume 47, No 103, May 27, 1982. This is a standard method of analysis in optical mineralogy and the current specified method for the determination of asbestos in bulk samples in Appendix A, Subpart F, 40 CFR Part 763, Section 1.

During analysis, a suspect asbestos-containing material is immersed in a solution of known refractive index and subjected to illumination by polarized light. The characteristic color displays that result enable mineral identification. PLM is an Environmental Protection Agency (EPA)-recognized method for determining asbestos content in bulk samples.

#### **4.0 Inspection Results - Asbestos**

U.S. Environmental Protection Agency (EPA) defines asbestos-containing materials (ACMs) as those materials containing greater than 1% (>1%) asbestos by weight. It should be noted that similar materials may be located in areas concealed by floors, walls, chases, riser columns, etc., and that were otherwise inaccessible during the survey. Any homogeneous materials found in the building similar to those listed as asbestos herein, must be handled as an ACM. Every attempt was made to thoroughly inspect for the presence of suspect ACM throughout the subject building. Representative and random sampling was performed by ECG throughout the subject buildings.

Any additional suspect ACM not specifically listed in this report should be assumed to contain asbestos until it can be sampled and analyzed prior to disturbance, in accordance with applicable regulatory standards.

Table I in Appendix B summarizes the results of the asbestos testing. Analytical results and laboratory certifications are located in Appendix C.

#### **5.0 Analytical Testing – Lead-Based Paint**

A Niton XRF analyzer, model XLp300, was utilized to test building components for the presence of lead-based paint. The XRF utilizes a radioactive cadmium source to determine whether lead is present in a surface. During testing, the cadmium source releases a controlled gamma ray beam onto a surface and, by measuring the diffraction gradient of the reflected emissions, the XRF detector can determine whether or not lead is present in the surface material (e.g. paint). To ensure an accurate reading, the XRF was calibrated at the beginning and end of the inspection.

Required information regarding the XRF analyzer is located in Appendix D.

## **6.0 Inspection Results – Lead-Based Paint**

According to the Environmental Protection Agency (EPA), the definition of lead-based paint is paint with a composition that includes lead at a concentration greater than or equal to one milligram of lead per square centimeter (1.0 mg/cm<sup>2</sup>).

Table II in Appendix E summarizes the lead-based paint testing results. Condition of all painted surfaces tested is also included in Appendix E. Positive readings area highlighted in red.

## **7.0 Conclusions**

On August 19, 2021, ECG collected 19 samples of suspect asbestos-containing materials from the subject residence. Also, during the inspection a total of seven (7) lead test points (readings) were obtained using an X-Ray Fluorescence (XRF) analyzer.

**The results of testing showed that the following building materials sampled are classified as ACMs:**

- **Gray transite wallboard insulation – debris pile of house**

**Below are the painted components sampled that tested positive for lead-based paint during the inspection:**


- **White exterior paint – throughout exterior**



If you have any questions or comments, please contact our office.

Sincerely,

**ENVIRONMENTAL CONSULTING GROUP, INC.**

A handwritten signature in black ink, appearing to read "Thad Ryniak", written over a light blue horizontal line.

Thad Ryniak  
Project Manager

**Appendices**

Appendix A – ECG Certifications

Appendix B – Table I - Asbestos Bulk Sampling Results Table

Appendix C – Asbestos Analytical Results and Laboratory Certifications

Appendix D – XRF Documentation

Appendix E – Table II - Lead-Based Paint Testing Results Table

## **Appendix A**

### **ECG Certifications**



525-535 West Jefferson Street • Springfield, Illinois 62761-0001 • [www.dph.illinois.gov](http://www.dph.illinois.gov)

**THAD J RYNIAK**  
400 VILLAGE CIRCLE #302  
WILLOW SPRINGS, IL 60480

4/13/2021



ASBESTOS PROFESSIONAL LICENSE ID NUMBER: 09551

Enclosed is your Asbestos Professional License. Please note the expiration date on the card and in the image depicted below.

**COPY OF THE ASBESTOS PROFESSIONAL LICENSE**

Front of License

Back of License

 <b>ASBESTOS PROFESSIONAL LICENSE</b>			<b>ENDORSEMENTS</b>	<b>TC EXPIRES</b>
<b>ID NUMBER</b> 100 - 09551	<b>ISSUED</b> 4/13/2021	<b>EXPIRES</b> 05/15/2022	INSPECTOR	11/13/2021
<b>THAD J RYNIAK</b> 400 VILLAGE CIRCLE #302 WILLOW SPRINGS, IL 60480 Environmental Health			PROJECT MANAGER AIR SAMPLING PROFESSIONAL	11/14/2021
			<b>Alteration of this license shall result in legal action</b> This license issued under authority of the State of Illinois Department of Public Health This license is valid only when accompanied by a valid training course certificate.	

If you have any questions or need further assistance, contact the Asbestos Program at (217)782-3517 or fax (217)785-5897.

Our WEB address is: [dph.illinois.gov/topics-services/environmental-health-protection/asbestos](http://dph.illinois.gov/topics-services/environmental-health-protection/asbestos)  
EMAIL Address: [dph.asbestos@illinois.gov](mailto:dph.asbestos@illinois.gov)

2020



OCCUPATIONAL TRAINING & SUPPLY, INC.  
7233 S. Adams Street | Willowbrook, IL 60527 | (630) 655-3900 | [www.otssafety.com](http://www.otssafety.com)

# Asbestos Building Inspector Refresher

Occupational Training & Supply, Inc. certifies that

**Thad Ryniak**

has successfully completed the Asbestos Building Inspector Refresher course and has passed the competency exam with a minimum score of 70%. The course is accredited by the Illinois Department of Public Health and Indiana Department of Environmental Management for purposes of accreditation in accordance with EPA 40 CFR 763, Asbestos Hazard Emergency response Act (AHERA) and TSCA Title II.

Course Date: 11/13/2020

Exam Date: 11/13/2020

Expiration Date: 11/13/2021

Certificate Number: BIR2011132441

Kathy DeSalvo, Director



525-535 West Jefferson Street • Springfield, Illinois 62761-0001 • [www.dph.illinois.gov](http://www.dph.illinois.gov)

1/13/2021

LICENSE NUMBER: 011252

Thad J Ryniak  
400 Village Cir., Apt #302  
Willow Springs, IL 60480

### LICENSE APPROVED

IDPH recently received and reviewed your application for lead licensure. Your qualifications have been reviewed and found that you meet the requirements set forth by the Lead Poisoning Prevention Code, Section 845.125. Therefore, your application for lead licensure is now complete. Enclosed please find your lead license card. Please have this identification card with you at all times while conducting lead abatement activities.

IDPH has updated its 7 – Day Notice of Commencement effective immediately. The revised document can be identified by its 9/16 revision date on the bottom left corner. Please discontinue using the old form and begin using the new form as soon as possible. The revised form is located in the same web address that the old form was located (<http://www.dph.illinois.gov/sites/default/files/forms/7-day-notice-leadabatement-mitigation-project-091916.pdf>).



**PROTECTING HEALTH, IMPROVING LIVES**  
*Nationally Accredited by PHAB*



# Environmental Management Institute

5610 Crawfordsville Road, Suite 15, Indianapolis, Indiana 46224-3714

317/248-4848 • 800/488-8842 • FAX 317/248-4846  
[www.spea.iupui.edu/Envtl\\_mgmt](http://www.spea.iupui.edu/Envtl_mgmt)

This confirms that

**Thad Ryniak**

400 Village Circle #302  
Willow Springs, IL 60480

Completed the 8 Instructional Hour Refresher Course

**Lead Risk Assessor**

Course Date  
July 24, 2019

and Successfully Passed the Examination  
July 24, 2019

Joan B. Ketterman  
Training Manager

Jack E. Leonard  
Instructor

Certificate: LRAR- 3006

Approved by: Illinois Department of Public Health (Expires 3 years from exam date)  
Indiana State Department of Health (Expires 3 years from exam date)  
U.S. Environmental Protection Agency

## **Appendix B**

### **Table I - Asbestos Bulk Sampling Results Table**



**Table I - Asbestos Results Summary Table**

City of Harvey  
15803 Lathrop Avenue  
Harvey, Illinois

Sample ID	Material Sampled	Location	% Asbestos
1	Brown roof shingle	Exterior	None Detected
2	Black roof tar paper	Exterior	None Detected
3	Blue siding shingle	Exterior	None Detected
4	White siding shingle	Exterior	None Detected
5	Black siding tar paper	Exterior	None Detected
6	White plaster top coat	Living room	None Detected
7	Gray plaster bottom coat	Living room	None Detected
8	White drywall wall	Living room	None Detected
9	White drywall compound	Living room	None Detected
10	12"x12" white floor tile	Bathroom	None Detected
11	12"x12" white floor tile	Bathroom	None Detected
12	12"x12" brown floor tile	Kitchen	None Detected
13	12"x12" black floor tile	Kitchen	None Detected
14	Yellow mastic under 10	Bathroom	None Detected





**Table I - Asbestos Results Summary Table**

City of Harvey  
15803 Lathrop Avenue  
Harvey, Illinois

Sample ID	Material Sampled	Location	% Asbestos
15	Yellow mastic under 11	Bathroom	None Detected
16	Yellow mastic under 12	Kitchen	None Detected
17	Yellow mastic under 13	Kitchen	None Detected
18	Black exterior tar	Exterior	None Detected
19	Gray transite siding insulation	House in debris pile	<b>15% Chrysotile</b>

## **Appendix C**

### **Asbestos Analytical Results and Laboratory Certifications**



**The Identification Specialists**

Analysis Report  
prepared for  
Environmental Consulting Group

**Report Date: 8/25/2021**

**Project Name: City Of Harvey**

**Project #: AA213091-654**

**SanAir ID#: 21043860**



NVLAP LAB CODE 200870-0

1551 Oakbridge Dr. Suite B | Powhatan, Virginia 23139-8061  
888.895.1177 | 804.897.1177 | fax: 804.897.0070 | [IAQ@SanAir.com](mailto:IAQ@SanAir.com) | [SanAir.com](http://SanAir.com)



SanAir ID Number

21043860

FINAL REPORT

8/25/2021 11:23:58 AM

**Name:** Environmental Consulting Group  
**Address:** 105 S. York Road, Suite 250  
Elmhurst, IL 60126  
**Phone:** 630-607-0060

**Project Number:** AA213091-654  
**P.O. Number:**  
**Project Name:** City Of Harvey  
**Collected Date:** 8/19/2021  
**Received Date:** 8/20/2021 9:55:00 AM

Dear Thad Ryniak,

We at SanAir would like to thank you for the work you recently submitted. The 19 sample(s) were received on Friday, August 20, 2021 via FedEx. The final report(s) is enclosed for the following sample(s): 01, 02, 03, 04, 05, 06, 07, 08, 09, 10, 11, 12, 13, 14, 15, 16, 17, 18, 19.

These results only pertain to this job and should not be used in the interpretation of any other job. This report is only complete in its entirety. Refer to the listing below of the pages included in a complete final report.

Sincerely,

A handwritten signature in black ink that reads "Sandra Sobrino". The signature is fluid and cursive, with the first name "Sandra" being more prominent than the last name "Sobrino".

Sandra Sobrino  
Asbestos & Materials Laboratory Manager  
SanAir Technologies Laboratory

**Final Report Includes:**

- Cover Letter
- Analysis Pages
- Disclaimers and Additional Information

**Sample conditions:**

- 19 samples in Good condition.



SanAir ID Number

21043860

FINAL REPORT

8/25/2021 11:23:58 AM

**Name:** Environmental Consulting Group  
**Address:** 105 S. York Road, Suite 250  
Elmhurst, IL 60126  
**Phone:** 630-607-0060

**Project Number:** AA213091-654**P.O. Number:****Project Name:** City Of Harvey**Collected Date:** 8/19/2021**Received Date:** 8/20/2021 9:55:00 AM

Analyst: Li, Elizabeth

**Asbestos Bulk PLM EPA 600/R-93/116**

SanAir ID / Description	Stereoscopic	Components		Asbestos Fibers
	Appearance	% Fibrous	% Non-fibrous	
01 / 21043860-001 Roof Shingle House Exterior	Brown Non-Fibrous Heterogeneous	15% Glass	85% Other	None Detected
02 / 21043860-002 Roof Tar Paper House Exterior	Black Fibrous Homogeneous	70% Cellulose	30% Other	None Detected
03 / 21043860-003 Siding Shingle House Exterior	Blue Fibrous Heterogeneous	60% Cellulose	40% Other	None Detected
04 / 21043860-004 Siding Shingle House Exterior	White Non-Fibrous Heterogeneous	30% Cellulose	70% Other	None Detected
05 / 21043860-005 Siding Tar Paper House Exterior	Black Fibrous Homogeneous	60% Cellulose	40% Other	None Detected
06 / 21043860-006 Plaster Top Coat House Living Room	White Non-Fibrous Homogeneous		100% Other	None Detected
07 / 21043860-007 Plaster Bottom Coat House Living Room	Gray Non-Fibrous Homogeneous		100% Other	None Detected
08 / 21043860-008 Drywall Wall House Living Room	White Non-Fibrous Homogeneous	5% Cellulose	95% Other	None Detected
09 / 21043860-009 Drywall Compound House Living Room	White Non-Fibrous Homogeneous		97% Other	3% Chrysotile
10 / 21043860-010 12"x12" Stick On Flooring Bathroom	White Non-Fibrous Homogeneous		100% Other	None Detected

Analyst: *Elizabeth Li*Approved Signatory: *Johnathan Wilson*

Analysis Date: 8/25/2021

Date: 8/25/2021



SanAir ID Number

21043860

FINAL REPORT

8/25/2021 11:23:58 AM

**Name:** Environmental Consulting Group  
**Address:** 105 S. York Road, Suite 250  
Elmhurst, IL 60126  
**Phone:** 630-607-0060

**Project Number:** AA213091-654**P.O. Number:****Project Name:** City Of Harvey**Collected Date:** 8/19/2021**Received Date:** 8/20/2021 9:55:00 AM

Analyst: Li, Elizabeth

**Asbestos Bulk PLM EPA 600/R-93/116**

SanAir ID / Description	Stereoscopic	Components		Asbestos Fibers
	Appearance	% Fibrous	% Non-fibrous	
11 / 21043860-011 12"x12" Stick On Flooring Bathroom	White Non-Fibrous Homogeneous		100% Other	None Detected
12 / 21043860-012 12"x12" Stick On Flooring Kitchen	Brown Non-Fibrous Homogeneous		100% Other	None Detected
13 / 21043860-013 12"x12" Stick On Flooring Kitchen	Black Non-Fibrous Homogeneous		100% Other	None Detected
14 / 21043860-014 Mastic Under 11 House Bathroom	Yellow Non-Fibrous Homogeneous		100% Other	None Detected
15 / 21043860-015 Mastic Under 12 House Bathroom	Yellow Non-Fibrous Homogeneous		100% Other	None Detected
16 / 21043860-016 Mastic Under 13 House Kitchen	Yellow Non-Fibrous Homogeneous		100% Other	None Detected
17 / 21043860-017 Mastic Under 14 House Kitchen	Yellow Non-Fibrous Homogeneous		100% Other	None Detected
18 / 21043860-018 Exterior Tar House Exterior On Foundation	Black Non-Fibrous Heterogeneous		100% Other	None Detected
19 / 21043860-019 Transite Board House In Debris Glue Of Living Room	Gray Non-Fibrous Homogeneous		85% Other	15% Chrysotile

Analyst: *Elizabeth Li*Approved Signatory: *Johnathan Wilson*

Analysis Date: 8/25/2021

Date: 8/25/2021

## **Disclaimer**

This report is the sole property of the client named on the SanAir Technologies Laboratory chain-of-custody (COC). Results in the report are confidential information intended only for the use by the customer listed on the COC. Neither results nor reports will be discussed with or released to any third party without our client's written permission. The final report shall not be reproduced except in full without written approval of the laboratory to assure that parts of the report are not taken out of context. The information provided in this report applies only to the samples submitted and is relevant only for the date, time, and location of sampling. The accuracy of the results is dependent upon the client's sampling procedure and information provided to the laboratory by the client. SanAir assumes no responsibility for the sampling procedure and will provide evaluation reports based solely on the sample(s) in the condition in which they arrived at the laboratory and information provided by the client on the COC, such as: project number, project name, collection dates, po number, special instructions, samples collected by, sample numbers, sample identifications, sample type, selected analysis type, flow rate, total volume or area, and start stop times that may affect the validity of the results in this report. Samples were received in good condition unless otherwise noted on the report. SanAir assumes no responsibility or liability for the manner in which the results are used or interpreted. This report does not constitute and shall not be used to claim product certification, approval, or endorsement by NVLAP, NIST, or any other U.S. governmental agencies and may not be certified by every local, state, and federal regulatory agencies.

Samples are held for a period of 60 days. Fibers smaller than 5 microns cannot be seen with this method due to scope limitations.

For NY state samples, method EPA 600/M4-82-020 is performed.

### **NYELAP Disclaimer:**

Polarized- light microscopy is not consistently reliable in detecting asbestos in floor covering and similar non-friable organically bound materials. Quantitative transmission electron microscopy is currently the only method that can be used to determine if this material can be considered or treated as non-asbestos containing.

### **Asbestos Certifications**

NVLAP lab code 200870-0

City of Philadelphia: ALL-460

PA Department of Environmental Protection Number: 68-05397

California License Number: 2915

Colorado License Number: AL-23143

Connecticut License Number: PH-0105

Massachusetts License Number: AA000222

Maine License Number: LB-0075, LA-0084

New York ELAP lab ID: 11983

Rhode Island License Number: PCM00126, PLM00126, TEM00126

Texas Department of State Health Services License Number: 300440

Commonwealth of Virginia 3333000323

Washington State License Number: C989

West Virginia License Number: LT000616

Vermont License: AL166318

Louisiana Department of Environmental Quality: 212253, Cert 05088

Revision Date: 8/14/2020

Environmental Consulting Group, Inc.  
105 S. York St., Suite 250  
Elmhurst, IL 60126  
Phone: (630) 607-0060  
Fax: (630) 607-0650

**Asbestos Bulk Sampling Log  
and Chain of Custody Form**

Page: 1 of 2

21043860

Project Name City of Peabody

Project Location 15303 Waterloo Avenue, Harvey, IL

Date of Collection 8-14-11

ECG Project No. AAH3001-054

**Chain of Custody Information**

Inspector Taking Samples: Todd Equine

Person Delivering at Lab and Time: Todd Equine

Person Receiving at Lab and Time: MS 01/20/12 9:05am

Turn Around: ☐ Immediate ☐ 6 Hrs ☐ 24 Hrs ☒ 48 Hrs ☐ 72 Hrs ☐ 96 Hrs

Analysis Requested: ☒ PLM ☐ TEM EPA NOB - EPA 600/R-93/116b ☐ Chatfield Method ☐ TEM Qualitative via Filtration Prep Technique

Report Results: ☒ E-mail: Wschloger@wecy.com ☐ Stop at 1st Positive: \_\_\_\_\_

Sample No.	HA	Material Description	Location Sampled
01	1	Below Rock surface	House exterior
02	2	Gravel to the garden	
03	3	Gravel around sidewalk	
04	4	Gravel to the garden	
05	5	Gravel to the garden	
06	6	Gravel around top of car	House driveway
07	7	Gravel to the garden	
08	8	Gravel around sidewalk	
09	9	Gravel to the garden	
10	10	Gravel to the garden	House driveway
11	11	Gravel to the garden	
12	12	Gravel to the garden	House driveway
13	13	Gravel to the garden	

Comments: \_\_\_\_\_



Environmental Consulting Group, Inc.  
105 S. York St., Suite 250  
Elmhurst, IL 60126

# Asbestos Bulk Sampling Log and Chain of Custody Form

Page: 101

Elmhurst, IL 60126  
Phone: (630) 607-0060  
Fax: (630) 607-0650



Project Name Chyng's Harvey

Project Location is 803 Lamar Avenue  
Hervey, IL

Date of Collection 8-19-21

ECG Project No. A-213091-654

Sample No.	HA	Material Description	Location Sampled
14	14	yellow plastic wood	House Bathroom
15	15		h
16	16	h h h	h kitchen
17	17		h
18	18	brick exterior trim	h exterior on foundation below
19	19	gray measure pointed	House in debris pile for window repair

Comments:

can 01/20/21 9:55m

United States Department of Commerce  
National Institute of Standards and Technology



---

**Certificate of Accreditation to ISO/IEC 17025:2017**

---

NVLAP LAB CODE: 200870-0

**SanAir Technologies Laboratory, Inc.**  
Powhatan, VA

*is accredited by the National Voluntary Laboratory Accreditation Program for specific services,  
listed on the Scope of Accreditation, for:*

**Asbestos Fiber Analysis**

*This laboratory is accredited in accordance with the recognized International Standard ISO/IEC 17025:2017.  
This accreditation demonstrates technical competence for a defined scope and the operation of a laboratory quality  
management system (refer to joint ISO-ILAC-IAF Communique dated January 2009).*

---

2021-04-01 through 2022-03-31

*Effective Dates*



---

*Tara S. Haman*  
For the National Voluntary Laboratory Accreditation Program

**SCOPE OF ACCREDITATION TO ISO/IEC 17025:2017**

**SanAir Technologies Laboratory, Inc.**

1551 Oakbridge Drive

Suite B

Powhatan, VA 23139

Ms. Sandra Sobrino

Phone: 804-897-1177 Fax: 804-897-0070

Email: [ssobrino@sanair.com](mailto:ssobrino@sanair.com)

<http://www.sanair.com>

**ASBESTOS FIBER ANALYSIS**

**NVLAP LAB CODE 200870-0**

**Bulk Asbestos Analysis**

**Code**

**Description**

18/A01

EPA -- 40 CFR Appendix E to Subpart E of Part 763, Interim Method of the Determination of Asbestos in Bulk Insulation Samples

18/A03

EPA 600/R-93/116: Method for the Determination of Asbestos in Bulk Building Materials


**Airborne Asbestos Analysis**

**Code**

**Description**

18/A02

U.S. EPA's "Interim Transmission Electron Microscopy Analytical Methods-Mandatory and Nonmandatory-and Mandatory Section to Determine Completion of Response Actions" as found in 40 CFR, Part 763, Subpart E, Appendix A.



*For the National Voluntary Laboratory Accreditation Program*

## **Appendix D**

### **XRF Documentation**

## Performance Characteristic Sheet

EFFECTIVE DATE: September 24, 2004

EDITION NO.: 1

### MANUFACTURER AND MODEL:

Make: Niton LLC

Tested Model: XLp 300

Source:  $^{109}\text{Cd}$ 

Note: This PCS is also applicable to the equivalent model variations indicated below, for the Lead-in-Paint K+L variable reading time mode, in the XLi and XLp series:

XLi 300A, XLi 301A, XLi 302A and XLi 303A.

XLp 300A, XLp 301A, XLp 302A and XLp 303A.

XLi 700A, XLi 701A, XLi 702A and XLi 703A.

XLp 700A, XLp 701A, XLp 702A, and XLp 703A.

Note: The XLi and XLp versions refer to the shape of the handle part of the instrument. The differences in the model numbers reflect other modes available, in addition to Lead-in-Paint modes. The manufacturer states that specifications for these instruments are identical for the source, detector, and detector electronics relative to the Lead-in-Paint mode.

## FIELD OPERATION GUIDANCE

### OPERATING PARAMETERS:

Lead-in-Paint K+L variable reading time mode.

### XRF CALIBRATION CHECK LIMITS:

0.8 to 1.2 mg/cm<sup>2</sup> (inclusive)

The calibration of the XRF instrument should be checked using the paint film nearest 1.0 mg/cm<sup>2</sup> in the NIST Standard Reference Material (SRM) used (e.g., for NIST SRM 2579, use the 1.02 mg/cm<sup>2</sup> film).

If readings are outside the acceptable calibration check range, follow the manufacturer's instructions to bring the instruments into control before XRF testing proceeds.

### SUBSTRATE CORRECTION:

For XRF results using Lead-in-Paint K+L variable reading time mode, substrate correction is not needed for:

Brick, Concrete, Drywall, Metal, Plaster, and Wood

### INCONCLUSIVE RANGE OR THRESHOLD:

K+L MODE READING DESCRIPTION	SUBSTRATE	THRESHOLD (mg/cm <sup>2</sup> )
Results not corrected for substrate bias on any substrate	Brick	1.0
	Concrete	1.0
	Drywall	1.0
	Metal	1.0
	Plaster	1.0
	Wood	1.0

## BACKGROUND INFORMATION

### EVALUATION DATA SOURCE AND DATE:

This sheet is supplemental information to be used in conjunction with Chapter 7 of the HUD *Guidelines for the Evaluation and Control of Lead-Based Paint Hazards in Housing* ("HUD Guidelines"). Performance parameters shown on this sheet are calculated from the EPA/HUD evaluation using archived building components. Testing was conducted in August 2004 on 133 testing combinations. The instruments that were used to perform the testing had new sources; one instrument's was installed in November 2003 with 40 mCi initial strength, and the other's was installed June 2004 with 40 mCi initial strength.

### OPERATING PARAMETERS:

Performance parameters shown in this sheet are applicable only when properly operating the instrument using the manufacturer's instructions and procedures described in Chapter 7 of the HUD Guidelines.

### SUBSTRATE CORRECTION VALUE COMPUTATION:

Substrate correction is not needed for brick, concrete, drywall, metal, plaster or wood when using Lead-in-Paint K+L variable reading time mode, the normal operating mode for these instruments. If substrate correction is desired, refer to Chapter 7 of the HUD Guidelines for guidance on correcting XRF results for substrate bias.

### EVALUATING THE QUALITY OF XRF TESTING:

Randomly select ten testing combinations for retesting from each house or from two randomly selected units in multifamily housing. Use the K+L variable time mode readings.

Conduct XRF retesting at the ten testing combinations selected for retesting.

Determine if the XRF testing in the units or house passed or failed the test by applying the steps below.

Compute the Retest Tolerance Limit by the following steps:

Determine XRF results for the original and retest XRF readings. Do not correct the original or retest results for substrate bias. In single-family housing a result is defined as the average of three readings. In multifamily housing, a result is a single reading. Therefore, there will be ten original and ten retest XRF results for each house or for the two selected units.

Calculate the average of the original XRF result and retest XRF result for each testing combination.

Square the average for each testing combination.

Add the ten squared averages together. Call this quantity C.

Multiply the number C by 0.0072. Call this quantity D.

Add the number 0.032 to D. Call this quantity E.

Take the square root of E. Call this quantity F.

Multiply F by 1.645. The result is the Retest Tolerance Limit.

Compute the average of all ten original XRF results.

Compute the average of all ten re-test XRF results.

Find the absolute difference of the two averages.

If the difference is less than the Retest Tolerance Limit, the inspection has passed the retest. If the difference of the overall averages equals or exceeds the Retest Tolerance Limit, this procedure should be repeated with ten new testing combinations. If the difference of the overall averages is equal to or greater than the Retest Tolerance Limit a second time, then the inspection should be considered deficient.

Use of this procedure is estimated to produce a spurious result approximately 1% of the time. That is, results of this procedure will call for further examination when no examination is warranted in approximately 1 out of 100 dwelling units tested.

### TESTING TIMES:

For the Lead-in-Paint K+L variable reading time mode, the instrument continues to read until it is moved away from the testing surface, terminated by the user, or the instrument software indicates the reading is complete. The following table provides testing time information for this testing mode. The times have been adjusted for source decay, normalized to the initial source strengths as noted above. Source strength and type of substrate will affect actual testing times. At the time of testing, the instruments had source strengths of 26.6 and 36.6 mCi.

Testing Times Using K+L Reading Mode (Seconds)						
	All Data			Median for laboratory-measured lead levels (mg/cm <sup>2</sup> )		
Substrate	25 <sup>th</sup> Percentile	Median	75 <sup>th</sup> Percentile	Pb < 0.25	0.25 ≤ Pb < 1.0	1.0 ≤ Pb
Wood Drywall	4	11	19	11	15	11
Metal	4	12	18	9	12	14
Brick Concrete Plaster	8	16	22	15	18	16

### CLASSIFICATION RESULTS:

XRF results are classified as positive if they are greater than or equal to the threshold, and negative if they are less than the threshold.

### DOCUMENTATION:

A document titled *Methodology for XRF Performance Characteristic Sheets* provides an explanation of the statistical methodology used to construct the data in the sheets, and provides empirical results from using the recommended inconclusive ranges or thresholds for specific XRF instruments. For a copy of this document call the National Lead Information Center Clearinghouse at 1-800-424-LEAD.

This XRF Performance Characteristic Sheet was developed by the Midwest Research Institute (MRI) and QuanTech, Inc., under a contract between MRI and the XRF manufacturer. HUD has determined that the information provided here is acceptable when used as guidance in conjunction with Chapter 7, Lead-Based Paint Inspection, of HUD's *Guidelines for the Evaluation and Control of Lead-Based Paint Hazards in Housing*.

## **Appendix E**

### **Table II - Lead-Based Paint Testing Results Table**



**Table 1: Lead-Based Paint Testing Results**

15803 Lathrop Avenue

Harvey, Illinois

	A	B	C	D	F	G	H	I	J	K	L	M	N
1	Reading No	Date and Time	Type	Duration	Floor	Side	Room	Component	Substrate	Condition	Color	Results	Lead Concentration (Mg/Cm²)
2	683	8/19/2021 11:04	Paint	0.36	FIRST	B	FRONT PORCH	SOFFIT	WOOD	POOR	WHITE	Positive	3.2
3	684	8/19/2021 11:05	Paint	0.72	FIRST	B	EXTERIOR	WINDOW FRAME	WOOD	POOR	WHITE	Positive	7.6
4	685	8/19/2021 11:06	Paint	1.83	FIRST	B	EXTERIOR	BEAM	WOOD	POOR	WHITE	Positive	3.7
5	686	8/19/2021 13:39	Paint	1.82	FIRST	C	FRONT PORCH	TRIM	WOOD	POOR	WHITE	Positive	1
6	687	8/19/2021 13:39	Paint	2.21	FIRST	C	FRONT PORCH	TRIM	WOOD	POOR	WHITE	Positive	1
7	689	8/19/2021 13:39	Paint	1.84	FIRST	C	FRONT PORCH	TRIM	WOOD	POOR	WHITE	Positive	3.2
8	690	8/19/2021 13:39	Paint	1.1	FIRST	C	FRONT PORCH	TRIM	WOOD	POOR	WHITE	Positive	1



**E n v i r o n m e n t a l   C o n s u l t i n g   G r o u p ,   I n c .**

September 1, 2021

Mr. Timothy Williams  
City of Harvey  
15320 Broadway Avenue  
Harvey, Illinois 60436

Re:    **Asbestos and Lead-Based Paint Testing Report**  
      PIN #29-17-414-043-0000  
      15821 Fisk Street  
      Harvey, Illinois

Dear Mr. Williams:

In response to your request, Environmental Consulting Group, Inc. (ECG) has completed testing of suspect asbestos-containing materials (ACMs) and lead-based painted (LBP) components. The samples were collected from the residence located at 15821 Fisk Street, in Harvey, Illinois. This residence scheduled for demolition. This report provides an executive summary, an outline of the scope-of-work, and analytical results for the materials tested.

**1.0 Executive Summary**

On August 24, 2021, ECG collected 11 samples of suspect asbestos-containing materials from the subject residence. Also, during the inspection a total of 12 lead test points (readings) were obtained using an X-Ray Fluorescence (XRF) analyzer.

**The results of testing showed that the following building materials sampled are classified as ACMs:**

- **12"x12" beige floor tile and black mastic - bathroom**

**Below is the painted component that tested positive for lead-based paint during the inspection:**

- **White wood siding - exterior**

## **2.0 Scope-of-Work**

The scope-of-work for this project included testing suspect ACMs and LBPs prior to demolition activities. ECG representative Mr. Thad Ryniak completed the sampling on August 24, 2021. Mr. Ryniak is an Illinois Department of Public Health-licensed Asbestos and Lead Risk Assessor.

ECG certifications are located in Appendix A.

## **3.0 Analytical Testing - Asbestos**

Samples were sent for analysis to SanAir Technologies Laboratory (SanAir), located in Powhatan, Virginia. SanAir is recognized under the National Voluntary Laboratory Accreditation Program (NVLAP) as Laboratory #20002946-0. All samples were analyzed by EPA 600/R-93/116 Method using Polarized Light Microscopy (PLM) methods with dispersion staining as described by the interim method of the determination of asbestos in the bulk insulation, Federal Register Volume 47, No 103, May 27, 1982. This is a standard method of analysis in optical mineralogy and the current specified method for the determination of asbestos in bulk samples in Appendix A, Subpart F, 40 CFR Part 763, Section 1.

During analysis, a suspect asbestos-containing material is immersed in a solution of known refractive index and subjected to illumination by polarized light. The characteristic color displays that result enable mineral identification. PLM is an Environmental Protection Agency (EPA)-recognized method for determining asbestos content in bulk samples.

#### **4.0 Inspection Results - Asbestos**

U.S. Environmental Protection Agency (EPA) defines asbestos-containing materials (ACMs) as those materials containing greater than 1% (>1%) asbestos by weight. It should be noted that similar materials may be located in areas concealed by floors, walls, chases, riser columns, etc., and that were otherwise inaccessible during the survey. Any homogeneous materials found in the residence similar to those listed as asbestos herein, must be handled as an ACM. Every attempt was made to thoroughly inspect for the presence of suspect ACM throughout the subject residence. Representative and random sampling was performed by ECG throughout the subject residence.

Any additional suspect ACM not specifically listed in this report should be assumed to contain asbestos until it can be sampled and analyzed prior to demolition, in accordance with applicable regulatory standards.

Table I in Appendix B summarizes the results of the asbestos testing. Analytical results and laboratory certifications are located in Appendix C.

#### **5.0 Analytical Testing – Lead-Based Paint**

A Niton XRF analyzer, model XLp300, was utilized to test building components for the presence of lead-based paint. The XRF utilizes a radioactive cadmium source to determine whether lead is present in a surface. During testing, the cadmium source releases a controlled gamma ray beam onto a surface and, by measuring the diffraction gradient of the reflected emissions, the XRF detector can determine whether or not lead is present in the surface material (e.g. paint). To ensure an accurate reading, the XRF was calibrated at the beginning and end of the inspection.

Required information regarding the XRF analyzer is located in Appendix D.

## **6.0 Inspection Results – Lead-Based Paint**

According to the Environmental Protection Agency (EPA), the definition of lead-based paint is paint with a composition that includes lead at a concentration greater than or equal to one milligram of lead per square centimeter (1.0 mg/cm<sup>2</sup>).

Table II in Appendix E summarizes the lead-based paint testing results. Condition of all painted surfaces tested is also included in Appendix E. Positive readings area highlighted in red.

## **7.0 Conclusions**

On August 24, 2021, ECG collected 11 samples of suspect asbestos-containing materials from the subject residence. Also, during the inspection a total of 12 lead test points (readings) were obtained using an X-Ray Fluorescence (XRF) analyzer.

**The results of testing showed that the following building materials sampled are classified as ACMs:**

- **12"x12" beige floor tile and black mastic - bathroom**


**Below is the painted component that tested positive for lead-based paint during the inspection:**

- **White wood siding - exterior**

If you have any questions or comments, please contact our office.

Sincerely,

**ENVIRONMENTAL CONSULTING GROUP, INC.**



Thad Ryniak  
Project Manager

## **Appendices**

Appendix A – ECG Certifications

Appendix B – Table I - Asbestos Bulk Sampling Results Table

Appendix C – Asbestos Analytical Results and Laboratory Certifications

Appendix D – XRF Documentation

Appendix E – Table II - Lead-Based Paint Testing Results Table

## **Appendix A**

### **ECG Certifications**



525-535 West Jefferson Street • Springfield, Illinois 62761-0001 • [www.dph.illinois.gov](http://www.dph.illinois.gov)

**THAD J RYNIAK**  
400 VILLAGE CIRCLE #302  
WILLOW SPRINGS, IL 60480

4/13/2021



ASBESTOS PROFESSIONAL LICENSE ID NUMBER: 09551

Enclosed is your Asbestos Professional License. Please note the expiration date on the card and in the image depicted below.

**COPY OF THE ASBESTOS PROFESSIONAL LICENSE**

Front of License

Back of License

 <b>ASBESTOS PROFESSIONAL LICENSE</b>			<b>ENDORSEMENTS</b>	<b>TC EXPIRES</b>
<b>ID NUMBER</b> 100 - 09551	<b>ISSUED</b> 4/13/2021	<b>EXPIRES</b> 05/15/2022	INSPECTOR	11/13/2021
<b>THAD J RYNIAK</b> 400 VILLAGE CIRCLE #302 WILLOW SPRINGS, IL 60480 Environmental Health			PROJECT MANAGER AIR SAMPLING PROFESSIONAL	11/14/2021
			<b>Alteration of this license shall result in legal action</b> This license issued under authority of the State of Illinois Department of Public Health This license is valid only when accompanied by a valid training course certificate.	

If you have any questions or need further assistance, contact the Asbestos Program at (217)782-3517 or fax (217)785-5897.

Our WEB address is: [dph.illinois.gov/topics-services/environmental-health-protection/asbestos](http://dph.illinois.gov/topics-services/environmental-health-protection/asbestos)  
EMAIL Address: [dph.asbestos@illinois.gov](mailto:dph.asbestos@illinois.gov)

2020



OCCUPATIONAL TRAINING & SUPPLY, INC.  
7233 S. Adams Street | Willowbrook, IL 60527 | (630) 655-3900 | [www.otssafety.com](http://www.otssafety.com)

# Asbestos Building Inspector Refresher

Occupational Training & Supply, Inc. certifies that

**Thad Ryniak**

has successfully completed the Asbestos Building Inspector Refresher course and has passed the competency exam with a minimum score of 70%. The course is accredited by the Illinois Department of Public Health and Indiana Department of Environmental Management for purposes of accreditation in accordance with EPA 40 CFR 763, Asbestos Hazard Emergency response Act (AHERA) and TSCA Title II.

Course Date: 11/13/2020

Exam Date: 11/13/2020

Expiration Date: 11/13/2021

Certificate Number: BIR2011132441

Kathy DeSalvo, Director





525-535 West Jefferson Street • Springfield, Illinois 62761-0001 • [www.dph.illinois.gov](http://www.dph.illinois.gov)

1/13/2021

LICENSE NUMBER: 011252

Thad J Ryniak  
400 Village Cir., Apt #302  
Willow Springs, IL 60480

### LICENSE APPROVED

IDPH recently received and reviewed your application for lead licensure. Your qualifications have been reviewed and found that you meet the requirements set forth by the Lead Poisoning Prevention Code, Section 845.125. Therefore, your application for lead licensure is now complete. Enclosed please find your lead license card. Please have this identification card with you at all times while conducting lead abatement activities.

IDPH has updated its 7 – Day Notice of Commencement effective immediately. The revised document can be identified by its 9/16 revision date on the bottom left corner. Please discontinue using the old form and begin using the new form as soon as possible. The revised form is located in the same web address that the old form was located (<http://www.dph.illinois.gov/sites/default/files/forms/7-day-notice-leadabatement-mitigation-project-091916.pdf>).



PROTECTING HEALTH, IMPROVING LIVES  
*Nationally Accredited by PHAB*



# Environmental Management Institute

5610 Crawfordsville Road, Suite 15, Indianapolis, Indiana 46224-3714

317/248-4848 • 800/488-8842 • FAX 317/248-4846

[www.spea.iupui.edu/Envtl\\_mgmt](http://www.spea.iupui.edu/Envtl_mgmt)

This confirms that

## Thad Ryniak

400 Village Circle #302  
Willow Springs, IL 60480

Completed the 8 Instructional Hour Refresher Course

**Lead Risk Assessor**

Course Date  
July 24, 2019

and Successfully Passed the Examination

July 24, 2019

Joan B. Ketterman  
Training Manager

Jack E. Leonard  
Instructor

Certificate: LRAR- 3006

Approved by: Illinois Department of Public Health (Expires 3 years from exam date)  
Indiana State Department of Health (Expires 3 years from exam date)  
U.S. Environmental Protection Agency

## **Appendix B**

### **Table I - Asbestos Bulk Sampling Results Table**



**Table I - Asbestos Results Summary Table**

City of Harvey  
15821 Fisk Street  
Harvey, Illinois

Sample ID	Material Sampled	Location	% Asbestos
1	gray roof shingle	Exterior	None Detected
2	black roof tar paper	Exterior	None Detected
3	brown siding shingle	Exterior	None Detected
4	black siding tar paper	Exterior	None Detected
5	white drywall wall	living room	None Detected
6	white drywall compound	living room	None Detected
7	white plaster top coat	bathroom	None Detected
8	gray plaster bottom coat	bathroom	None Detected
9	12"x12" beige floor tile	bathroom	<b>2% chrysotile</b>
10	black mastic under sample #09	bathroom	<b>2% chrysotile</b>
11	black tar paper under sample #09	bathroom	None Detected

## **Appendix C**

### **Asbestos Analytical Results and Laboratory Certifications**



**The Identification Specialists**

Analysis Report  
prepared for  
Environmental Consulting Group

**Report Date: 8/31/2021**

**Project Name: City Of Harvey**

**Project #: AA213091-654**

**SanAir ID#: 21045455**



NVLAP LAB CODE 200870-0

1551 Oakbridge Dr. Suite B | Powhatan, Virginia 23139-8061  
888.895.1177 | 804.897.1177 | fax: 804.897.0070 | [IAQ@SanAir.com](mailto:IAQ@SanAir.com) | [SanAir.com](http://SanAir.com)



SanAir ID Number

21045455

FINAL REPORT

8/31/2021 2:59:38 PM

**Name:** Environmental Consulting Group  
**Address:** 105 S. York Road, Suite 250  
Elmhurst, IL 60126  
**Phone:** 630-607-0060

**Project Number:** AA213091-654

**P.O. Number:**

**Project Name:** City Of Harvey

**Collected Date:** 8/24/2021

**Received Date:** 8/27/2021 9:25:00 AM

Dear Thad Ryniak,

We at SanAir would like to thank you for the work you recently submitted. The 11 sample(s) were received on Friday, August 27, 2021 via FedEx. The final report(s) is enclosed for the following sample(s): 01, 02, 03, 04, 05, 06, 07, 08, 09, 10, 11.

These results only pertain to this job and should not be used in the interpretation of any other job. This report is only complete in its entirety. Refer to the listing below of the pages included in a complete final report.

Sincerely,

A handwritten signature in black ink that reads "Sandra Sobrino". The signature is fluid and cursive.

Sandra Sobrino  
Asbestos & Materials Laboratory Manager  
SanAir Technologies Laboratory

Final Report Includes:

- Cover Letter
- Analysis Pages
- Disclaimers and Additional Information

Sample conditions:

- 11 samples in Good condition.



SanAir ID Number

21045455

FINAL REPORT

8/31/2021 2:59:38 PM

**Name:** Environmental Consulting Group  
**Address:** 105 S. York Road, Suite 250  
Elmhurst, IL 60126  
**Phone:** 630-607-0060

**Project Number:** AA213091-654**P.O. Number:****Project Name:** City Of Harvey**Collected Date:** 8/24/2021**Received Date:** 8/27/2021 9:25:00 AM

Analyst: Campos, Angie

**Asbestos Bulk PLM EPA 600/R-93/116**

SanAir ID / Description	Stereoscopic	Components		Asbestos Fibers
	Appearance	% Fibrous	% Non-fibrous	
01 / 21045455-001 Roof Shingle Exterior	Black Non-Fibrous Heterogeneous	20% Cellulose	80% Other	None Detected
02 / 21045455-002 Roof Tar Paper Exterior	Black Fibrous Homogeneous	60% Cellulose	40% Other	None Detected
03 / 21045455-003 Siding Shingle Exterior	Brown Non-Fibrous Heterogeneous	20% Cellulose	80% Other	None Detected
04 / 21045455-004 Siding Tar Paper Exterior	Black Fibrous Homogeneous	60% Cellulose	40% Other	None Detected
05 / 21045455-005 Drywall Wall Living Room	White Non-Fibrous Homogeneous	5% Cellulose	95% Other	None Detected
06 / 21045455-006 Drywall Compound Living Room	White Non-Fibrous Homogeneous		100% Other	None Detected
07 / 21045455-007 Plaster Top Coat Bathroom	White Non-Fibrous Homogeneous		100% Other	None Detected
08 / 21045455-008 Plaster Bottom Coat Bathroom	Grey Non-Fibrous Homogeneous		100% Other	None Detected
09 / 21045455-009 12x12 Floor Tile Bathroom	Beige Non-Fibrous Homogeneous		98% Other	2% Chrysotile
10 / 21045455-010 Mastic Under 09 Bathroom	Black Non-Fibrous Homogeneous		98% Other	2% Chrysotile

Analyst: Approved Signatory: 

Analysis Date: 8/31/2021

Date: 8/31/2021





SanAir ID Number

21045455

FINAL REPORT

8/31/2021 2:59:38 PM

**Name:** Environmental Consulting Group

**Address:** 105 S. York Road, Suite 250

Elmhurst, IL 60126

**Phone:** 630-607-0060

**Project Number:** AA213091-654

**P.O. Number:**

**Project Name:** City Of Harvey

**Collected Date:** 8/24/2021


**Received Date:** 8/27/2021 9:25:00 AM

Analyst: Campos, Angie

## Asbestos Bulk PLM EPA 600/R-93/116

SanAir ID / Description	Stereoscopic	Components		Asbestos Fibers
	Appearance	% Fibrous	% Non-fibrous	
11 / 21045455-011 Tar Paper Under 09 Bathroom	Black Fibrous Homogeneous	75% Cellulose	25% Other	None Detected

Analyst: 

Approved Signatory: 

Analysis Date: 8/31/2021

Date: 8/31/2021

## **Disclaimer**

This report is the sole property of the client named on the SanAir Technologies Laboratory chain-of-custody (COC). Results in the report are confidential information intended only for the use by the customer listed on the COC. Neither results nor reports will be discussed with or released to any third party without our client's written permission. The final report shall not be reproduced except in full without written approval of the laboratory to assure that parts of the report are not taken out of context. The information provided in this report applies only to the samples submitted and is relevant only for the date, time, and location of sampling. The accuracy of the results is dependent upon the client's sampling procedure and information provided to the laboratory by the client. SanAir assumes no responsibility for the sampling procedure and will provide evaluation reports based solely on the sample(s) in the condition in which they arrived at the laboratory and information provided by the client on the COC, such as: project number, project name, collection dates, po number, special instructions, samples collected by, sample numbers, sample identifications, sample type, selected analysis type, flow rate, total volume or area, and start stop times that may affect the validity of the results in this report. Samples were received in good condition unless otherwise noted on the report. SanAir assumes no responsibility or liability for the manner in which the results are used or interpreted. This report does not constitute and shall not be used to claim product certification, approval, or endorsement by NVLAP, NIST, or any other U.S. governmental agencies and may not be certified by every local, state, and federal regulatory agencies.

Samples are held for a period of 60 days. Fibers smaller than 5 microns cannot be seen with this method due to scope limitations.

For NY state samples, method EPA 600/M4-82-020 is performed.

### NYELAP Disclaimer:

Polarized- light microscopy is not consistently reliable in detecting asbestos in floor covering and similar non-friable organically bound materials. Quantitative transmission electron microscopy is currently the only method that can be used to determine if this material can be considered or treated as non-asbestos containing.

### Asbestos Certifications

NVLAP lab code 200870-0

City of Philadelphia: ALL-460

PA Department of Environmental Protection Number: 68-05397

California License Number: 2915

Colorado License Number: AL-23143

Connecticut License Number: PH-0105

Massachusetts License Number: AA000222

Maine License Number: LB-0075, LA-0084

New York ELAP lab ID: 11983

Rhode Island License Number: PCM00126, PLM00126, TEM00126

Texas Department of State Health Services License Number: 300440

Commonwealth of Virginia 3333000323

Washington State License Number: C989

West Virginia License Number: LT000616

Vermont License: AL166318

Louisiana Department of Environmental Quality: 212253, Cert 05088

Revision Date: 8/14/2020

2045455

Environmental Consulting Group, Inc.  
105 S. York St., Suite 250  
Elmhurst, IL 60126  
Phone: (630) 607-0060  
Fax: (630) 607-0650

## Asbestos Bulk Sampling Log and Chain of Custody Form

Page: 1 of 1

Project Name CITY OF HARVEY  
Project Location 15921 EISK STREET, HARVEY, ILLINOIS  
Date of Collection 8-24-21  
ECG Project No. ADN13091-054

### Chain of Custody Information

Inspector Taking Samples: THAD RYAN  
Person Delivering at Lab and Time: THAD RYAN  
Person Receiving at Lab and Time: \_\_\_\_\_

Turn Around: ☐ Immediate ☐ 6 Hrs ☐ 24 Hrs ☒ 48 Hrs ☐ 72 Hrs ☐ 96 Hrs

Analysis Requested: ☒ PLM ☐ TEM EPA NOB - EPA 600/R-93/116b ☐ Chatfield Method ☐ TEM Qualitative via Filtration Prep Technique

Report Results: ☒ E-mail: mschleyer@ecg.com ☐ Stop at 1st Positive: \_\_\_\_\_

Sample No.	HA	Material Description	Location Sampled
01	1	Basement DRINKAGE	EXTENDED
02	1	Basement TALL PAPER	
03	2	Basement DRINKAGE	
04	4	Basement TALL PAPER	
05	5	WATER PUMPING WALL	LIVING ROOM
06	6	Basement DRINKAGE	Basement
07	7	Basement TOP COAT	
08	8	Basement DRINKAGE	
09	9	Basement FRONT TAIL	
10	10	Basement WOOD WALL	
11	11	Basement TALL PAPER	

Comments: \_\_\_\_\_

THAD RYAN 9:25am

United States Department of Commerce  
National Institute of Standards and Technology



---

## Certificate of Accreditation to ISO/IEC 17025:2017

---

NVLAP LAB CODE: 200870-0

**SanAir Technologies Laboratory, Inc.**  
Powhatan, VA

*is accredited by the National Voluntary Laboratory Accreditation Program for specific services,  
listed on the Scope of Accreditation, for:*

### **Asbestos Fiber Analysis**

*This laboratory is accredited in accordance with the recognized International Standard ISO/IEC 17025:2017.  
This accreditation demonstrates technical competence for a defined scope and the operation of a laboratory quality  
management system (refer to joint ISO-ILAC-IAF Communique dated January 2009).*

---

2021-04-01 through 2022-03-31

*Effective Dates*



  
For the National Voluntary Laboratory Accreditation Program

**SCOPE OF ACCREDITATION TO ISO/IEC 17025:2017**

**SanAir Technologies Laboratory, Inc.**

1551 Oakbridge Drive

Suite B

Powhatan, VA 23139

Ms. Sandra Sobrino

Phone: 804-897-1177 Fax: 804-897-0070

Email: [ssobrino@sanair.com](mailto:ssobrino@sanair.com)

<http://www.sanair.com>

**ASBESTOS FIBER ANALYSIS**

**NVLAP LAB CODE 200870-0**

**Bulk Asbestos Analysis**

**Code**

**Description**

18/A01

EPA -- 40 CFR Appendix E to Subpart E of Part 763, Interim Method of the Determination of Asbestos in Bulk Insulation Samples

18/A03

EPA 600/R-93/116: Method for the Determination of Asbestos in Bulk Building Materials


**Airborne Asbestos Analysis**

**Code**

**Description**

18/A02

U.S. EPA's "Interim Transmission Electron Microscopy Analytical Methods-Mandatory and Nonmandatory-and Mandatory Section to Determine Completion of Response Actions" as found in 40 CFR, Part 763, Subpart E, Appendix A.



*For the National Voluntary Laboratory Accreditation Program*

## **Appendix D**

### **XRF Documentation**

## Performance Characteristic Sheet

EFFECTIVE DATE: September 24, 2004

EDITION NO.: 1

### MANUFACTURER AND MODEL:

Make: Niton LLC

Tested Model: XLp 300

Source:  $^{109}\text{Cd}$ 

Note: This PCS is also applicable to the equivalent model variations indicated below, for the Lead-in-Paint K+L variable reading time mode, in the XLi and XLp series:

XLi 300A, XLi 301A, XLi 302A and XLi 303A.

XLp 300A, XLp 301A, XLp 302A and XLp 303A.

XLi 700A, XLi 701A, XLi 702A and XLi 703A.

XLp 700A, XLp 701A, XLp 702A, and XLp 703A.

Note: The XLi and XLp versions refer to the shape of the handle part of the instrument. The differences in the model numbers reflect other modes available, in addition to Lead-in-Paint modes. The manufacturer states that specifications for these instruments are identical for the source, detector, and detector electronics relative to the Lead-in-Paint mode.

## FIELD OPERATION GUIDANCE

### OPERATING PARAMETERS:

Lead-in-Paint K+L variable reading time mode.

### XRF CALIBRATION CHECK LIMITS:

0.8 to 1.2 mg/cm<sup>2</sup> (inclusive)

The calibration of the XRF instrument should be checked using the paint film nearest 1.0 mg/cm<sup>2</sup> in the NIST Standard Reference Material (SRM) used (e.g., for NIST SRM 2579, use the 1.02 mg/cm<sup>2</sup> film).

If readings are outside the acceptable calibration check range, follow the manufacturer's instructions to bring the instruments into control before XRF testing proceeds.

### SUBSTRATE CORRECTION:

For XRF results using Lead-in-Paint K+L variable reading time mode, substrate correction is not needed for:

Brick, Concrete, Drywall, Metal, Plaster, and Wood

### INCONCLUSIVE RANGE OR THRESHOLD:

K+L MODE READING DESCRIPTION	SUBSTRATE	THRESHOLD (mg/cm <sup>2</sup> )
Results not corrected for substrate bias on any substrate	Brick	1.0
	Concrete	1.0
	Drywall	1.0
	Metal	1.0
	Plaster	1.0
	Wood	1.0

## BACKGROUND INFORMATION

### EVALUATION DATA SOURCE AND DATE:

This sheet is supplemental information to be used in conjunction with Chapter 7 of the HUD *Guidelines for the Evaluation and Control of Lead-Based Paint Hazards in Housing* ("HUD Guidelines"). Performance parameters shown on this sheet are calculated from the EPA/HUD evaluation using archived building components. Testing was conducted in August 2004 on 133 testing combinations. The instruments that were used to perform the testing had new sources; one instrument's was installed in November 2003 with 40 mCi initial strength, and the other's was installed June 2004 with 40 mCi initial strength.

### OPERATING PARAMETERS:

Performance parameters shown in this sheet are applicable only when properly operating the instrument using the manufacturer's instructions and procedures described in Chapter 7 of the HUD Guidelines.

### SUBSTRATE CORRECTION VALUE COMPUTATION:

Substrate correction is not needed for brick, concrete, drywall, metal, plaster or wood when using Lead-in-Paint K+L variable reading time mode, the normal operating mode for these instruments. If substrate correction is desired, refer to Chapter 7 of the HUD Guidelines for guidance on correcting XRF results for substrate bias.

### EVALUATING THE QUALITY OF XRF TESTING:

Randomly select ten testing combinations for retesting from each house or from two randomly selected units in multifamily housing. Use the K+L variable time mode readings.

Conduct XRF retesting at the ten testing combinations selected for retesting.

Determine if the XRF testing in the units or house passed or failed the test by applying the steps below.

Compute the Retest Tolerance Limit by the following steps:

Determine XRF results for the original and retest XRF readings. Do not correct the original or retest results for substrate bias. In single-family housing a result is defined as the average of three readings. In multifamily housing, a result is a single reading. Therefore, there will be ten original and ten retest XRF results for each house or for the two selected units.

Calculate the average of the original XRF result and retest XRF result for each testing combination.

Square the average for each testing combination.

Add the ten squared averages together. Call this quantity C.

Multiply the number C by 0.0072. Call this quantity D.

Add the number 0.032 to D. Call this quantity E.

Take the square root of E. Call this quantity F.

Multiply F by 1.645. The result is the Retest Tolerance Limit.

Compute the average of all ten original XRF results.

Compute the average of all ten re-test XRF results.

Find the absolute difference of the two averages.



If the difference is less than the Retest Tolerance Limit, the inspection has passed the retest. If the difference of the overall averages equals or exceeds the Retest Tolerance Limit, this procedure should be repeated with ten new testing combinations. If the difference of the overall averages is equal to or greater than the Retest Tolerance Limit a second time, then the inspection should be considered deficient.

Use of this procedure is estimated to produce a spurious result approximately 1% of the time. That is, results of this procedure will call for further examination when no examination is warranted in approximately 1 out of 100 dwelling units tested.

#### TESTING TIMES:

For the Lead-in-Paint K+L variable reading time mode, the instrument continues to read until it is moved away from the testing surface, terminated by the user, or the instrument software indicates the reading is complete. The following table provides testing time information for this testing mode. The times have been adjusted for source decay, normalized to the initial source strengths as noted above. Source strength and type of substrate will affect actual testing times. At the time of testing, the instruments had source strengths of 26.6 and 36.6 mCi.

Testing Times Using K+L Reading Mode (Seconds)						
	All Data			Median for laboratory-measured lead levels (mg/cm <sup>2</sup> )		
Substrate	25 <sup>th</sup> Percentile	Median	75 <sup>th</sup> Percentile	Pb < 0.25	0.25 ≤ Pb < 1.0	1.0 ≤ Pb
Wood Drywall	4	11	19	11	15	11
Metal	4	12	18	9	12	14
Brick Concrete Plaster	8	16	22	15	18	16

#### CLASSIFICATION RESULTS:

XRF results are classified as positive if they are greater than or equal to the threshold, and negative if they are less than the threshold.

#### DOCUMENTATION:

A document titled *Methodology for XRF Performance Characteristic Sheets* provides an explanation of the statistical methodology used to construct the data in the sheets, and provides empirical results from using the recommended inconclusive ranges or thresholds for specific XRF instruments. For a copy of this document call the National Lead Information Center Clearinghouse at 1-800-424-LEAD.

This XRF Performance Characteristic Sheet was developed by the Midwest Research Institute (MRI) and QuanTech, Inc., under a contract between MRI and the XRF manufacturer. HUD has determined that the information provided here is acceptable when used as guidance in conjunction with Chapter 7, Lead-Based Paint Inspection, of HUD's *Guidelines for the Evaluation and Control of Lead-Based Paint Hazards in Housing*.

## **Appendix E**

### **Table II - Lead-Based Paint Testing Results Table**

**Table II: Lead-Based Paint Testing Results**

15821 Fisk Street

Harvey, Illinois

	A	B	C	D	F	G	H	I	J	K	L	M	N
1	Reading No	Date and Time	Type	Duration	Floor	Side	Room	Component	Substrate	Condition	Color	Results	Lead Concentration (Mg/Cm <sup>2</sup> )
2	845	8/24/2021 13:21	Paint	5.45	FIRST	C	BATHROOM	WALL	PLASTER	POOR	WHITE	Negative	0
3	846	8/24/2021 13:22	Paint	3.26	FIRST	C	HALL	WALL	PLASTER	POOR	WHITE	Negative	0.01
4	847	8/24/2021 13:22	Paint	4.71	FIRST	B	HALL	WALL	PLASTER	POOR	WHITE	Negative	0.26
5	848	8/24/2021 13:22	Paint	1.09	FIRST	B	HALL	DOOR FRAME	WOOD	FAIR	WHITE	Negative	0
6	849	8/24/2021 13:22	Paint	0.37	FIRST	B	HALL	DOOR JAMB	WOOD	FAIR	WHITE	Negative	0.01
7	850	8/24/2021 13:23	Paint	1.08	FIRST	B	HALL	DOOR JAMB	WOOD	FAIR	WHITE	Negative	0
8	851	8/24/2021 13:23	Paint	1.08	FIRST	B	HALL	CEILING	PLASTER	POOR	WHITE	Negative	0.03
9	852	8/24/2021 13:23	Paint	1.1	FIRST	A	FOYER	DOOR	WOOD	POOR	WHITE	Negative	0.01
10	853	8/24/2021 13:24	Paint	0.36	FIRST	D	OUTSIDE	SIDING	WOOD	POOR	WHITE	Positive	4.5
11	854	8/24/2021 13:24	Paint	1.08	FIRST	D	OUTSIDE	SIDING	WOOD	POOR	WHITE	Positive	9
12	855	8/24/2021 13:24	Paint	0.36	FIRST	A	OUTSIDE	SIDING	WOOD	POOR	WHITE	Positive	5.4
13	856	8/24/2021 13:24	Paint	1.08	FIRST	B	OUTSIDE	SIDING	WOOD	POOR	WHITE	Positive	8.2



**E n v i r o n m e n t a l   C o n s u l t i n g   G r o u p ,   I n c .**

September 7, 2021

Mr. Timothy Williams  
City of Harvey  
15320 Broadway Avenue  
Harvey, Illinois 60436

Re:    **Asbestos and Lead-Based Paint Testing Report**  
      PIN #29-21-303-026-0000  
      16404 Emerald Avenue  
      Harvey, Illinois

Dear Mr. Williams:

In response to your request, Environmental Consulting Group, Inc. (ECG) has completed testing of suspect asbestos-containing materials (ACMs) and lead-based painted (LBP) components. The samples were collected from the residence and detached garage located at 16404 Emerald Avenue, in Harvey, Illinois. This residence and garage are scheduled for demolition. This report provides an executive summary, an outline of the scope-of-work, and analytical results for the materials tested.

**1.0 Executive Summary**

On August 26, 2021, ECG collected 15 samples of suspect asbestos-containing materials from the subject residence and garage. Also, during the inspection a total of eight (8) lead test points (readings) were obtained using an X-Ray Fluorescence (XRF) analyzer.

**The results of testing showed that none of the building materials sampled are classified as ACMs.**

**None of the painted components tested positive for lead-based paint during the inspection.**

## **2.0 Scope-of-Work**

The scope-of-work for this project included testing suspect ACMs and LBPs prior to demolition activities. ECG representative Mr. Thad Ryniak completed the sampling on August 26, 2021. Mr. Ryniak is an Illinois Department of Public Health-licensed Asbestos and Lead Risk Assessor.

ECG certifications are located in Appendix A.

## **3.0 Analytical Testing - Asbestos**

Samples were sent for analysis to SanAir Technologies Laboratory (SanAir), located in Powhatan, Virginia. SanAir is recognized under the National Voluntary Laboratory Accreditation Program (NVLAP) as Laboratory #20002946-0. All samples were analyzed by EPA 600/R-93/116 Method using Polarized Light Microscopy (PLM) methods with dispersion staining as described by the interim method of the determination of asbestos in the bulk insulation, Federal Register Volume 47, No 103, May 27, 1982. This is a standard method of analysis in optical mineralogy and the current specified method for the determination of asbestos in bulk samples in Appendix A, Subpart F, 40 CFR Part 763, Section 1.

During analysis, a suspect asbestos-containing material is immersed in a solution of known refractive index and subjected to illumination by polarized light. The characteristic color displays that result enable mineral identification. PLM is an Environmental Protection Agency (EPA)-recognized method for determining asbestos content in bulk samples.

#### **4.0 Inspection Results - Asbestos**

U.S. Environmental Protection Agency (EPA) defines asbestos-containing materials (ACMs) as those materials containing greater than 1% (>1%) asbestos by weight. It should be noted that similar materials may be located in areas concealed by floors, walls, chases, riser columns, etc., and that were otherwise inaccessible during the survey. Any homogeneous materials found in the residence similar to those listed as asbestos herein, must be handled as an ACM. Every attempt was made to thoroughly inspect for the presence of suspect ACM throughout the subject residence. Representative and random sampling was performed by ECG throughout the subject residence.

Any additional suspect ACM not specifically listed in this report should be assumed to contain asbestos until it can be sampled and analyzed prior to demolition, in accordance with applicable regulatory standards.

Table I in Appendix B summarizes the results of the asbestos testing. Analytical results and laboratory certifications are located in Appendix C.

#### **5.0 Analytical Testing – Lead-Based Paint**

A Niton XRF analyzer, model XLp300, was utilized to test building components for the presence of lead-based paint. The XRF utilizes a radioactive cadmium source to determine whether lead is present in a surface. During testing, the cadmium source releases a controlled gamma ray beam onto a surface and, by measuring the diffraction gradient of the reflected emissions, the XRF detector can determine whether or not lead is present in the surface material (e.g. paint). To ensure an accurate reading, the XRF was calibrated at the beginning and end of the inspection.

Required information regarding the XRF analyzer is located in Appendix D.

#### **6.0 Inspection Results – Lead-Based Paint**

According to the Environmental Protection Agency (EPA), the definition of lead-based paint is paint with a composition that includes lead at a concentration greater than or equal to one milligram of lead per square centimeter (1.0 mg/cm<sup>2</sup>).

Table II in Appendix E summarizes the lead-based paint testing results. Condition of all painted surfaces tested is also included in Appendix E. Positive readings area highlighted in red.

## **7.0 Conclusions**

On August 26, 2021, ECG collected 15 samples of suspect asbestos-containing materials from the subject residence and garage. Also, during the inspection a total of eight (8) lead test points (readings) were obtained using an X-Ray Fluorescence (XRF) analyzer.


**The results of testing showed that none of the building materials sampled are classified as ACMs.**

**None of the painted components tested positive for lead-based paint during the inspection.**

If you have any questions or comments, please contact our office.

Sincerely,

**ENVIRONMENTAL CONSULTING GROUP, INC.**



Thad Ryniak  
Project Manager

## **Appendices**

Appendix A – ECG Certifications

Appendix B – Table I - Asbestos Bulk Sampling Results Table

Appendix C – Asbestos Analytical Results and Laboratory Certifications

Appendix D – XRF Documentation

Appendix E – Table II - Lead-Based Paint Testing Results Table

## **Appendix A**

### **ECG Certifications**





525-535 West Jefferson Street • Springfield, Illinois 62761-0001 • [www.dph.illinois.gov](http://www.dph.illinois.gov)

**THAD J RYNIAK**  
400 VILLAGE CIRCLE #302  
WILLOW SPRINGS, IL 60480

4/13/2021



ASBESTOS PROFESSIONAL LICENSE ID NUMBER: 09551

Enclosed is your Asbestos Professional License. Please note the expiration date on the card and in the image depicted below.

**COPY OF THE ASBESTOS PROFESSIONAL LICENSE**

Front of License

Back of License

 <b>ASBESTOS PROFESSIONAL LICENSE</b>			<b>ENDORSEMENTS</b>	<b>TC EXPIRES</b>
<b>ID NUMBER</b> 100 - 09551	<b>ISSUED</b> 4/13/2021	<b>EXPIRES</b> 05/15/2022	INSPECTOR	11/13/2021
<b>THAD J RYNIAK</b> 400 VILLAGE CIRCLE #302 WILLOW SPRINGS, IL 60480 Environmental Health			PROJECT MANAGER AIR SAMPLING PROFESSIONAL	11/14/2021
			<b>Alteration of this license shall result in legal action</b> This license issued under authority of the State of Illinois Department of Public Health This license is valid only when accompanied by a valid training course certificate.	

If you have any questions or need further assistance, contact the Asbestos Program at (217)782-3517 or fax (217)785-5897.

Our WEB address is: [dph.illinois.gov/topics-services/environmental-health-protection/asbestos](http://dph.illinois.gov/topics-services/environmental-health-protection/asbestos)  
EMAIL Address: [dph.asbestos@illinois.gov](mailto:dph.asbestos@illinois.gov)

2020



OCCUPATIONAL TRAINING & SUPPLY, INC.  
7233 S. Adams Street | Willowbrook, IL 60527 | (630) 655-3900 | [www.otssafety.com](http://www.otssafety.com)

# Asbestos Building Inspector Refresher

Occupational Training & Supply, Inc. certifies that

**Thad Ryniak**

has successfully completed the Asbestos Building Inspector Refresher course and has passed the competency exam with a minimum score of 70%. The course is accredited by the Illinois Department of Public Health and Indiana Department of Environmental Management for purposes of accreditation in accordance with EPA 40 CFR 763, Asbestos Hazard Emergency response Act (AHERA) and TSCA Title II.

Course Date: 11/13/2020

Exam Date: 11/13/2020

Expiration Date: 11/13/2021

Certificate Number: BIR2011132441

Kathy DeSalvo, Director



525-535 West Jefferson Street • Springfield, Illinois 62761-0001 • [www.dph.illinois.gov](http://www.dph.illinois.gov)

1/13/2021

LICENSE NUMBER: 011252

Thad J Ryniak  
400 Village Cir., Apt #302  
Willow Springs, IL 60480

### LICENSE APPROVED

IDPH recently received and reviewed your application for lead licensure. Your qualifications have been reviewed and found that you meet the requirements set forth by the Lead Poisoning Prevention Code, Section 845.125. Therefore, your application for lead licensure is now complete. Enclosed please find your lead license card. Please have this identification card with you at all times while conducting lead abatement activities.

IDPH has updated its 7 – Day Notice of Commencement effective immediately. The revised document can be identified by its 9/16 revision date on the bottom left corner. Please discontinue using the old form and begin using the new form as soon as possible. The revised form is located in the same web address that the old form was located (<http://www.dph.illinois.gov/sites/default/files/forms/7-day-notice-leadabatement-mitigation-project-091916.pdf>).



PROTECTING HEALTH, IMPROVING LIVES  
*Nationally Accredited by PHAB*



# Environmental Management Institute

5610 Crawfordsville Road, Suite 15, Indianapolis, Indiana 46224-3714

317/248-4848 • 800/488-8842 • FAX 317/248-4846  
[www.spea.iupui.edu/Envtl\\_mgmt](http://www.spea.iupui.edu/Envtl_mgmt)

This confirms that

**Thad Ryniak**

400 Village Circle #302  
Willow Springs, IL 60480

Completed the 8 Instructional Hour Refresher Course

**Lead Risk Assessor**

Course Date  
July 24, 2019

and Successfully Passed the Examination  
July 24, 2019

Joan B. Ketterman  
Training Manager

Jack E. Leonard  
Instructor

Certificate: LRAR- 3006

Approved by: Illinois Department of Public Health (Expires 3 years from exam date)  
Indiana State Department of Health (Expires 3 years from exam date)  
U.S. Environmental Protection Agency

## **Appendix B**

### **Table I - Asbestos Bulk Sampling Results Table**



**Table I - Asbestos Results Summary Table**

City of Harvey  
16404 Emerald Avenue  
Harvey, Illinois

Sample ID	Material Sampled	Location	% Asbestos
1	Black roof shingle	Exterior of house	None Detected
2	Black roof tar paper	Exterior of house	None Detected
3	Black siding tar paper	Exterior of house	None Detected
4	White drywall wall	1st floor kitchen	None Detected
5	White drywall compound	1st floor kitchen	None Detected
6	White plaster top coat	1st floor kitchen	None Detected
7	Gray plaster bottom coat	1st floor kitchen	None Detected
8	12"x12" brown floor tile	1st floor stairs to basement	None Detected
9	Mastic under sample #08	1st floor stairs to basement	None Detected
10	12"x12" beige floor tile	1st floor rear entry	None Detected
11	Yellow mastic under #10	1st floor rear entry	None Detected
12	12"x12" brown floor tile	1st floor hallway	None Detected
13	Yellow mastic under #12	1st floor hallway	None Detected
14	Black roof shingle	Garage	None Detected



*Prepared by: ECG*

**Table I - Asbestos Results Summary Table**

City of Harvey  
16404 Emerald Avenue  
Harvey, Illinois

Sample ID	Material Sampled	Location	% Asbestos
15	Black roof tar paper	Garage	None Detected

## **Appendix C**

### **Asbestos Analytical Results and Laboratory Certifications**





**The Identification Specialists**

Analysis Report  
prepared for  
Environmental Consulting Group

**Report Date: 9/2/2021**

**Project Name: City Of Harvey**

**Project #: AA213091-654**

**SanAir ID#: 21046057**



NVLAP LAB CODE 200870-0

1551 Oakbridge Dr. Suite B | Powhatan, Virginia 23139-8061  
888.895.1177 | 804.897.1177 | fax: 804.897.0070 | [IAQ@SanAir.com](mailto:IAQ@SanAir.com) | [SanAir.com](http://SanAir.com)



SanAir ID Number  
**21046057**  
FINAL REPORT  
9/2/2021 2:30:48 PM

**Name:** Environmental Consulting Group  
**Address:** 105 S. York Road, Suite 250  
Elmhurst, IL 60126  
**Phone:** 630-607-0060

**Project Number:** AA213091-654  
**P.O. Number:**  
**Project Name:** City Of Harvey  
**Collected Date:** 8/26/2021  
**Received Date:** 8/31/2021 10:45:00 AM

Dear Thad Ryniak,

We at SanAir would like to thank you for the work you recently submitted. The 15 sample(s) were received on Tuesday, August 31, 2021 via FedEx. The final report(s) is enclosed for the following sample(s): 01, 02, 03, 04, 05, 06, 07, 08, 09, 10, 11, 12, 13, 14, 15.

These results only pertain to this job and should not be used in the interpretation of any other job. This report is only complete in its entirety. Refer to the listing below of the pages included in a complete final report.

Sincerely,

A handwritten signature in black ink that reads "Sandra Sobrino". The signature is written in a cursive, flowing style.

Sandra Sobrino  
Asbestos & Materials Laboratory Manager  
SanAir Technologies Laboratory

Final Report Includes:

- Cover Letter
- Analysis Pages
- Disclaimers and Additional Information

Sample conditions:

- 15 samples in Good condition.



SanAir ID Number  
**21046057**  
FINAL REPORT  
9/2/2021 2:30:48 PM

**Name:** Environmental Consulting Group  
**Address:** 105 S. York Road, Suite 250  
Elmhurst, IL 60126  
**Phone:** 630-607-0060

**Project Number:** AA213091-654  
**P.O. Number:**  
**Project Name:** City Of Harvey  
**Collected Date:** 8/26/2021  
**Received Date:** 8/31/2021 10:45:00 AM

Analyst: Childress, Susan

### Asbestos Bulk PLM EPA 600/R-93/116

SanAir ID / Description	Stereoscopic	Components		Asbestos Fibers
	Appearance	% Fibrous	% Non-fibrous	
01 / 21046057-001 Roof Shingle Exterior	Black Non-Fibrous Homogeneous	10% Glass	90% Other	None Detected
02 / 21046057-002 Roof Tar Paper Exterior	Black Non-Fibrous Homogeneous	45% Cellulose	55% Other	None Detected
03 / 21046057-003 Siding Tar Paper Exterior	Black Fibrous Homogeneous	60% Cellulose	40% Other	None Detected
04 / 21046057-004 Drywall Wall 1st Floor Kitchen	White Non-Fibrous Homogeneous	4% Cellulose	96% Other	None Detected
05 / 21046057-005 Drywall Compound 1st Floor Kitchen	White Non-Fibrous Homogeneous		100% Other	None Detected
06 / 21046057-006 Plaster Top Coat 1st Floor Kitchen	White Non-Fibrous Homogeneous		100% Other	None Detected
07 / 21046057-007 Plaster Bottom Coat 1st Floor Kitchen	Gray Non-Fibrous Homogeneous		100% Other	None Detected
08 / 21046057-008 12x12 FT 1st Floor Stairs To Basement	Brown Non-Fibrous Homogeneous		100% Other	None Detected
09 / 21046057-009 Mastic Under 08 1st Floor Stairs To Basement	Yellow Non-Fibrous Homogeneous		100% Other	None Detected
10 / 21046057-010 12x12 FT 1st Floor Rear Entry	Beige Non-Fibrous Homogeneous		100% Other	None Detected

Analyst: *Susan P. Childress*

Approved Signatory: *Johnathan Wilson*

Analysis Date: 9/2/2021

Date: 9/2/2021



SanAir ID Number  
**21046057**  
FINAL REPORT  
9/2/2021 2:30:48 PM

**Name:** Environmental Consulting Group  
**Address:** 105 S. York Road, Suite 250  
Elmhurst, IL 60126  
**Phone:** 630-607-0060

**Project Number:** AA213091-654  
**P.O. Number:**  
**Project Name:** City Of Harvey  
**Collected Date:** 8/26/2021  
**Received Date:** 8/31/2021 10:45:00 AM

Analyst: Childress, Susan

### Asbestos Bulk PLM EPA 600/R-93/116

SanAir ID / Description	Stereoscopic	Components		Asbestos Fibers
	Appearance	% Fibrous	% Non-fibrous	
11 / 21046057-011 Mastic Under 10 1st Floor Rear Entry	Yellow Non-Fibrous Homogeneous		100% Other	None Detected
12 / 21046057-012 12x12 FT 1st Floor Hallway	Brown Non-Fibrous Homogeneous		100% Other	None Detected
13 / 21046057-013 Mastic Under 12 1st Floor Halway	Yellow Non-Fibrous Homogeneous		100% Other	None Detected
14 / 21046057-014 Roof Shingle Garage	Black Non-Fibrous Heterogeneous	10% Glass	90% Other	None Detected
15 / 21046057-015 Roof Tar Paper Garage	Black Non-Fibrous Homogeneous	45% Cellulose	55% Other	None Detected

Analyst: *Susan P. Childress*

Approved Signatory: *Johnathan Wilson*

Analysis Date: 9/2/2021

Date: 9/2/2021

## **Disclaimer**

This report is the sole property of the client named on the SanAir Technologies Laboratory chain-of-custody (COC). Results in the report are confidential information intended only for the use by the customer listed on the COC. Neither results nor reports will be discussed with or released to any third party without our client's written permission. The final report shall not be reproduced except in full without written approval of the laboratory to assure that parts of the report are not taken out of context. The information provided in this report applies only to the samples submitted and is relevant only for the date, time, and location of sampling. The accuracy of the results is dependent upon the client's sampling procedure and information provided to the laboratory by the client. SanAir assumes no responsibility for the sampling procedure and will provide evaluation reports based solely on the sample(s) in the condition in which they arrived at the laboratory and information provided by the client on the COC, such as: project number, project name, collection dates, po number, special instructions, samples collected by, sample numbers, sample identifications, sample type, selected analysis type, flow rate, total volume or area, and start stop times that may affect the validity of the results in this report. Samples were received in good condition unless otherwise noted on the report. SanAir assumes no responsibility or liability for the manner in which the results are used or interpreted. This report does not constitute and shall not be used to claim product certification, approval, or endorsement by NVLAP, NIST, or any other U.S. governmental agencies and may not be certified by every local, state, and federal regulatory agencies.

Samples are held for a period of 60 days. Fibers smaller than 5 microns cannot be seen with this method due to scope limitations.

For NY state samples, method EPA 600/M4-82-020 is performed.

### NYELAP Disclaimer:

Polarized- light microscopy is not consistently reliable in detecting asbestos in floor covering and similar non-friable organically bound materials. Quantitative transmission electron microscopy is currently the only method that can be used to determine if this material can be considered or treated as non-asbestos containing.

### Asbestos Certifications

NVLAP lab code 200870-0

City of Philadelphia: ALL-460

PA Department of Environmental Protection Number: 68-05397

California License Number: 2915

Colorado License Number: AL-23143

Connecticut License Number: PH-0105

Massachusetts License Number: AA000222

Maine License Number: LB-0075, LA-0084

New York ELAP lab ID: 11983

Rhode Island License Number: PCM00126, PLM00126, TEM00126

Texas Department of State Health Services License Number: 300440

Commonwealth of Virginia 3333000323

Washington State License Number: C989

West Virginia License Number: LT000616

Vermont License: AL166318

Louisiana Department of Environmental Quality: 212253, Cert 05088

Revision Date: 8/14/2020

Environmental Consulting Group, Inc.  
105 S. York St., Suite 250  
Elmhurst, IL 60126  
Phone: (630) 607-0060  
Fax: (630) 607-0650



## Asbestos Bulk Sampling Log and Chain of Custody Form

Page: 1 of     

Project Name CITY OF HARVEY  
Project Location 16404 EMERALD AVE, HARVEY, IL  
Date of Collection 8-26-11  
ECG Project No. AA213091-654

### Chain of Custody Information

Inspector Taking Samples: THAD RYAN  
Person Delivering at Lab and Time: THAD RYAN  
Person Receiving at Lab and Time:     

Turn Around: ☐ Immediate ☐ 6 Hrs ☐ 24 Hrs ☒ 48 Hrs ☐ 72 Hrs ☐ 96 Hrs

Analysis Requested: ☒ PLM ☐ TEM EPA NOB - EPA 600/R-93/116b ☐ Chatfield Method ☐ TEM Qualitative via Filtration Prep Technique

Report Results: ☒ E-mail: mschleyer@ecg-cg.com ☐ Stop at 1st Positive:     

Sample No.	HA	Material Description	Location Sampled
01	1	BLACK ROOF SHINGLE	EXTENSION
02	2	↓ ↓ TAIL PAPER	↓
03	3	BLACK SIDING ↓ ↓	↓
04	4	WHITE DRYWALL WALL	16' FLOOR KITCHEN
05	5	↓ ↓ COMPACT	↓
06	6	↓ PLASTER TOP COAT	↓
07	7	GRAY ↓ BOTTOM ↓	↓
08	8	12"x12" BRICK FT	STAIRS TO BASEMENT
09	9	MASTIC w/ OAK 08	↓
10	10	12"x12" BRICK FT	REAR ENTRY
11	11	YELLOW MASTIC UNDER 10	↓
12	12	12"x12" BRICK FT	REAR ENTRY
13	13	YELLOW MASTIC UNDER 12	↓

Comments:     

14 14 BLACK ROOF SHINGLE  
15 15 ↓ ↓ TAIL PAPER

GARAGE  
↓

JAD 8/31/11 10:45am

United States Department of Commerce  
National Institute of Standards and Technology



---

## Certificate of Accreditation to ISO/IEC 17025:2017

---

NVLAP LAB CODE: 200870-0

**SanAir Technologies Laboratory, Inc.**  
Powhatan, VA

*is accredited by the National Voluntary Laboratory Accreditation Program for specific services,  
listed on the Scope of Accreditation, for:*

### **Asbestos Fiber Analysis**

*This laboratory is accredited in accordance with the recognized International Standard ISO/IEC 17025:2017.  
This accreditation demonstrates technical competence for a defined scope and the operation of a laboratory quality  
management system (refer to joint ISO-ILAC-IAF Communique dated January 2009).*

---

2021-04-01 through 2022-03-31

*Effective Dates*



---

*For the National Voluntary Laboratory Accreditation Program*

**SCOPE OF ACCREDITATION TO ISO/IEC 17025:2017**

**SanAir Technologies Laboratory, Inc.**

1551 Oakbridge Drive

Suite B

Powhatan, VA 23139

Ms. Sandra Sobrino

Phone: 804-897-1177 Fax: 804-897-0070

Email: [ssobrino@sanair.com](mailto:ssobrino@sanair.com)

<http://www.sanair.com>

**ASBESTOS FIBER ANALYSIS**

**NVLAP LAB CODE 200870-0**

**Bulk Asbestos Analysis**

**Code**

**Description**

18/A01

EPA -- 40 CFR Appendix E to Subpart E of Part 763, Interim Method of the Determination of Asbestos in Bulk Insulation Samples

18/A03

EPA 600/R-93/116: Method for the Determination of Asbestos in Bulk Building Materials


**Airborne Asbestos Analysis**

**Code**

**Description**

18/A02

U.S. EPA's "Interim Transmission Electron Microscopy Analytical Methods-Mandatory and Nonmandatory-and Mandatory Section to Determine Completion of Response Actions" as found in 40 CFR, Part 763, Subpart E, Appendix A.



*For the National Voluntary Laboratory Accreditation Program*



## **Appendix D**

### **XRF Documentation**

## Performance Characteristic Sheet

EFFECTIVE DATE: September 24, 2004

EDITION NO.: 1

### MANUFACTURER AND MODEL:

Make: Niton LLC

Tested Model: XLp 300

Source:  $^{109}\text{Cd}$ 

Note: This PCS is also applicable to the equivalent model variations indicated below, for the Lead-in-Paint K+L variable reading time mode, in the XLi and XLp series:

XLi 300A, XLi 301A, XLi 302A and XLi 303A.

XLp 300A, XLp 301A, XLp 302A and XLp 303A.

XLi 700A, XLi 701A, XLi 702A and XLi 703A.

XLp 700A, XLp 701A, XLp 702A, and XLp 703A.

Note: The XLi and XLp versions refer to the shape of the handle part of the instrument. The differences in the model numbers reflect other modes available, in addition to Lead-in-Paint modes. The manufacturer states that specifications for these instruments are identical for the source, detector, and detector electronics relative to the Lead-in-Paint mode.

## FIELD OPERATION GUIDANCE

### OPERATING PARAMETERS:

Lead-in-Paint K+L variable reading time mode.

### XRF CALIBRATION CHECK LIMITS:

0.8 to 1.2 mg/cm<sup>2</sup> (inclusive)

The calibration of the XRF instrument should be checked using the paint film nearest 1.0 mg/cm<sup>2</sup> in the NIST Standard Reference Material (SRM) used (e.g., for NIST SRM 2579, use the 1.02 mg/cm<sup>2</sup> film).

If readings are outside the acceptable calibration check range, follow the manufacturer's instructions to bring the instruments into control before XRF testing proceeds.

### SUBSTRATE CORRECTION:

For XRF results using Lead-in-Paint K+L variable reading time mode, substrate correction is not needed for:

Brick, Concrete, Drywall, Metal, Plaster, and Wood

### INCONCLUSIVE RANGE OR THRESHOLD:

K+L MODE READING DESCRIPTION	SUBSTRATE	THRESHOLD (mg/cm <sup>2</sup> )
Results not corrected for substrate bias on any substrate	Brick	1.0
	Concrete	1.0
	Drywall	1.0
	Metal	1.0
	Plaster	1.0
	Wood	1.0

## BACKGROUND INFORMATION

### EVALUATION DATA SOURCE AND DATE:

This sheet is supplemental information to be used in conjunction with Chapter 7 of the HUD *Guidelines for the Evaluation and Control of Lead-Based Paint Hazards in Housing* ("HUD Guidelines"). Performance parameters shown on this sheet are calculated from the EPA/HUD evaluation using archived building components. Testing was conducted in August 2004 on 133 testing combinations. The instruments that were used to perform the testing had new sources; one instrument's was installed in November 2003 with 40 mCi initial strength, and the other's was installed June 2004 with 40 mCi initial strength.

### OPERATING PARAMETERS:

Performance parameters shown in this sheet are applicable only when properly operating the instrument using the manufacturer's instructions and procedures described in Chapter 7 of the HUD Guidelines.

### SUBSTRATE CORRECTION VALUE COMPUTATION:

Substrate correction is not needed for brick, concrete, drywall, metal, plaster or wood when using Lead-in-Paint K+L variable reading time mode, the normal operating mode for these instruments. If substrate correction is desired, refer to Chapter 7 of the HUD Guidelines for guidance on correcting XRF results for substrate bias.

### EVALUATING THE QUALITY OF XRF TESTING:

Randomly select ten testing combinations for retesting from each house or from two randomly selected units in multifamily housing. Use the K+L variable time mode readings.

Conduct XRF retesting at the ten testing combinations selected for retesting.

Determine if the XRF testing in the units or house passed or failed the test by applying the steps below.

Compute the Retest Tolerance Limit by the following steps:

Determine XRF results for the original and retest XRF readings. Do not correct the original or retest results for substrate bias. In single-family housing a result is defined as the average of three readings. In multifamily housing, a result is a single reading. Therefore, there will be ten original and ten retest XRF results for each house or for the two selected units.

Calculate the average of the original XRF result and retest XRF result for each testing combination.

Square the average for each testing combination.

Add the ten squared averages together. Call this quantity C.

Multiply the number C by 0.0072. Call this quantity D.

Add the number 0.032 to D. Call this quantity E.

Take the square root of E. Call this quantity F.

Multiply F by 1.645. The result is the Retest Tolerance Limit.

Compute the average of all ten original XRF results.

Compute the average of all ten re-test XRF results.

Find the absolute difference of the two averages.

If the difference is less than the Retest Tolerance Limit, the inspection has passed the retest. If the difference of the overall averages equals or exceeds the Retest Tolerance Limit, this procedure should be repeated with ten new testing combinations. If the difference of the overall averages is equal to or greater than the Retest Tolerance Limit a second time, then the inspection should be considered deficient.

Use of this procedure is estimated to produce a spurious result approximately 1% of the time. That is, results of this procedure will call for further examination when no examination is warranted in approximately 1 out of 100 dwelling units tested.

#### TESTING TIMES:

For the Lead-in-Paint K+L variable reading time mode, the instrument continues to read until it is moved away from the testing surface, terminated by the user, or the instrument software indicates the reading is complete. The following table provides testing time information for this testing mode. The times have been adjusted for source decay, normalized to the initial source strengths as noted above. Source strength and type of substrate will affect actual testing times. At the time of testing, the instruments had source strengths of 26.6 and 36.6 mCi.

Testing Times Using K+L Reading Mode (Seconds)						
	All Data			Median for laboratory-measured lead levels (mg/cm <sup>2</sup> )		
Substrate	25 <sup>th</sup> Percentile	Median	75 <sup>th</sup> Percentile	Pb < 0.25	0.25 ≤ Pb < 1.0	1.0 ≤ Pb
Wood Drywall	4	11	19	11	15	11
Metal	4	12	18	9	12	14
Brick Concrete Plaster	8	16	22	15	18	16

#### CLASSIFICATION RESULTS:

XRF results are classified as positive if they are greater than or equal to the threshold, and negative if they are less than the threshold.

#### DOCUMENTATION:

A document titled *Methodology for XRF Performance Characteristic Sheets* provides an explanation of the statistical methodology used to construct the data in the sheets, and provides empirical results from using the recommended inconclusive ranges or thresholds for specific XRF instruments. For a copy of this document call the National Lead Information Center Clearinghouse at 1-800-424-LEAD.

This XRF Performance Characteristic Sheet was developed by the Midwest Research Institute (MRI) and QuanTech, Inc., under a contract between MRI and the XRF manufacturer. HUD has determined that the information provided here is acceptable when used as guidance in conjunction with Chapter 7, Lead-Based Paint Inspection, of HUD's *Guidelines for the Evaluation and Control of Lead-Based Paint Hazards in Housing*.

## **Appendix E**

### **Table II - Lead-Based Paint Testing Results Table**

**Table II: Lead-Based Paint Testing Results**

16404 Emerald Avenue

Harvey, Illinois

	A	B	C	D	F	G	H	I	J	K	L	M	N
1	Reading No	Date and Time	Type	Duration	Floor	Side	Room	Component	Substrate	Condition	Color	Results	Lead Concentration (Mg/Cm <sup>2</sup> )
2	1004	8/26/2021 13:16	Paint	1.08	FIRST	A	GARAGE	WALL	METAL	POOR	WHITE	Negative	0
3	1005	8/26/2021 13:17	Paint	1.09	FIRST	A	OUTSIDE	BALUSTER	METAL	POOR	WHITE	Negative	0
4	1006	8/26/2021 13:17	Paint	6.47	FIRST	A	KITCHEN	WALL	DRYWALL	POOR	WHITE	Negative	0
5	1007	8/26/2021 13:19	Paint	7.94	FIRST	A	KITCHEN	CEILING	DRYWALL	POOR	WHITE	Negative	0
6	1008	8/26/2021 13:19	Paint	3.96	FIRST	A	KITCHEN	CEILING	DRYWALL	POOR	WHITE	Negative	0
7	1009	8/26/2021 13:21	Paint	3.61	FIRST	A	KITCHEN	CEILING	DRYWALL	POOR	WHITE	Negative	0
8	1010	8/26/2021 13:21	Paint	3.61	FIRST	C	KITCHEN	DOOR FRAME	WOOD	POOR	WHITE	Negative	0
9	1011	8/26/2021 13:21	Paint	3.62	FIRST	C	KITCHEN	DOOR FRAME	WOOD	POOR	WHITE	Negative	0

## Appendix D. Price Proposal Form

Respondents must complete a return this Price Proposal Form with the RFP submittal.

#	ADDRESS	PIN	Abatement Costs	Demolition, Debris Removal, Site Restoration Cost	Subtotal
1	90 E 159th St	29-20-104-005-0000	\$	\$	\$
2	76 W 151st St	29-18-204-003-0000	\$	\$	\$
3	317 W 151st Pl	29-18-100-009-0000	\$	\$	\$
4	315 W 151st Pl	29-18-100-010-0000	\$	\$	\$
5	313 W 151st Pl	29-18-100-011-0000	\$	\$	\$
6	311 W 151st Pl	29-18-100-012-0000	\$	\$	\$
7	208 W 154th St	29-18-116-024-0000	\$	\$	\$
8	176 W 154th St	29-18-117-005-0000	\$	\$	\$
9	16404 Emerald Ave	29-21-303-026-0000	\$	\$	\$
10	15821 Fisk St	29-17-414-043-0000	\$	\$	\$
11	15803 Lathrop St	29-17-416-002-0000	\$	\$	\$
12	15746 Park Ave	29-17-317-035-0000	\$	\$	\$
13	15746 Marshfield Ave	29-18-422-036-0000	\$	\$	\$
14	15736 Park Ave	29-17-317-031-0000	\$	\$	\$
15	15722 Park Ave	29-17-317-024-0000	\$	\$	\$
16	15230 Turlington Ave	29-17-110-032-0000	\$	\$	\$
17	15127 Wood St	29-18-204-017-0000	\$	\$	\$
18	14933 Vail Ave	29-07-320-017-0000	\$	\$	\$
19	14830 Wood St	29-07-410-034-0000	\$	\$	\$
20	14825 Honore Ave	29-07-410-011-0000	\$	\$	\$

21	14809 Paulina Ave	29-07-413-004-0000	\$	\$	\$
22	14546 Halsted St	29-08-216-040-0000	\$	\$	\$
23	14532 Halsted St	29-08-216-037-0000	\$	\$	\$
24	14525 S Halsted St	29-08-217-011-0000	\$	\$	\$
25	14512 Union Ave	29-08-217-028-0000	\$	\$	\$
<b>Total</b>			\$	\$	\$

